


Understanding Chronic Inflammation: The Silent Culprit

Chronic inflammation is not always obvious. Unlike acute inflammation, which is your body's short-term protective response to injury or infection (think a swollen ankle), chronic inflammation is a prolonged, low-grade immune response. It can silently smolder in your body for months or even years, contributing to a wide range of health problems.

When inflammation becomes chronic, it begins to damage healthy tissues and organs. This can manifest as persistent joint stiffness and pain, a constant feeling of tiredness regardless of how much you sleep, uncomfortable bloating and digestive issues, and even more serious conditions. The good news? You have the power to influence this process through your daily choices. This reset provides a clear roadmap to reduce this internal fire and foster a healing environment within your body.



The Golden Rules: Foods to Embrace & Avoid

Your plate is a powerful tool in the fight against inflammation. Understanding which foods fuel inflammation and which ones quell it is the cornerstone of this 30-day reset. We encourage you to focus on abundance – what you CAN eat – rather than restriction.

✦ EMBRACE

Anti-Inflammatory Powerhouses

- **Leafy Greens:** Spinach, kale, collard greens.
- **Berries:** Blueberries, raspberries, strawberries.
- **Fatty Fish:** Salmon, mackerel, sardines (rich in Omega-3s).
- **Healthy Fats:** Avocados, olive oil, nuts, seeds.
- **Spices:** Turmeric, ginger, garlic.
- **Whole Grains:** Quinoa, brown rice, oats.

✦ AVOID

Inflammation Triggers

- **Processed Foods:** Packaged snacks, fast food.
- **Refined Sugars:** Sugary drinks, candies, baked goods.
- **Trans Fats:** Deep-fried foods, some margarines.
- **Red & Processed Meats:** Bacon, sausages, hot dogs.
- **Refined Grains:** White bread, pasta (unless gluten-free).
- **Excessive Alcohol:** Limit or avoid during the reset.

By making conscious choices about the foods you consume, you'll actively support your body's natural healing processes and pave the way for reduced inflammation and improved well-being.

Your 30-Day Calendar: Week 1 & 2 Overview

This calendar provides a balanced and varied meal plan for the first two weeks of your reset. We've focused on accessible ingredients and simple preparations to make your journey enjoyable and sustainable. Remember, flexibility is key – feel free to swap meals within the same category (breakfast, lunch, dinner) if needed.

1

Week 1 Focus

Breakfast: Start with smoothies or oatmeal.

Lunch: Introduce big salads with protein.

Dinner: Lean proteins with roasted vegetables.

2

Week 2 Focus

Breakfast: Egg scrambles with greens.

Lunch: Soups and grain bowls.

Dinner: Fish dishes and stir-fries.

Day 1	Green Smoothie	Spinach & Berry Salad	Baked Salmon with Asparagus
Day 2	Oatmeal with Berries	Chicken & Veggie Stir-Fry	Lentil Soup
Day 3	Turmeric Scramble	Quinoa Salad with Chickpeas	Cod with Roasted Sweet Potatoes
Day 4	Chia Seed Pudding	Avocado & Cucumber Sandwiches	Turkey & Kale Stir-Fry
Day 5	Berry & Nut Smoothie	Leftover Turkey Stir-Fry	Chicken & Brown Rice Bowl
Day 6	Sweet Potato Hash	Tuna Salad Lettuce Wraps	Sheet Pan Chicken & Veggies
Day 7	Green Smoothie	Soup of the Day (Leftover)	Mediterranean Quinoa Bowl

Your 30-Day Calendar: Week 3 & 4 Overview

As you move into weeks 3 and 4, you'll build on the healthy habits established, incorporating more diverse anti-inflammatory ingredients and exploring new flavor combinations. Continue to listen to your body and adjust as needed.

01

Week 3: Expanding Flavors

Experiment with different herbs and spices. Try new vegetable combinations. Focus on variety to keep meals exciting.

02

Week 4: Sustaining Habits

Refine your meal prep routine. Identify your favorite recipes and incorporate them regularly. Reflect on your progress and benefits.

Day 15	Sweet Potato & Spinach Scramble	Leftover Veggie Soup	Ginger-Garlic Shrimp with Brown Rice
Day 16	Chia Seed Pudding with Berries	Mediterranean Chickpea Salad	Chicken & Broccoli Stir-Fry
Day 17	Green Smoothie	Salmon Salad Lettuce Wraps	Turkey Meatballs with Zucchini Noodles
Day 18	Oatmeal with Toasted Nuts	Black Bean & Corn Salad	Baked Cod with Lemon-Dill
Day 19	Avocado Toast (GF bread)	Leftover Black Bean Salad	Quinoa-Stuffed Bell Peppers
Day 20	Berry & Banana Smoothie	Big Green Salad with Grilled Chicken	Spicy Lentil & Vegetable Curry
Day 21	Scrambled Eggs with Sautéed Greens	Hummus & Veggie Wraps (GF tortilla)	Baked Chicken Breast with Roasted Root Veggies

Recipe Section: Nourishing Breakfasts

Start your day right with these anti-inflammatory breakfast recipes, designed to be both delicious and incredibly nourishing. Each recipe is packed with ingredients that support your body's healing process and provide sustained energy.




1. Green Power Smoothie

Ingredients:

1 cup spinach, 1/2 banana, 1/2 cup berries, 1 tbsp chia seeds, 1 cup unsweetened almond milk.

Instructions:

Blend until smooth.




2. Berry & Nutty Oatmeal

Ingredients:

1/2 cup rolled oats, 1 cup water/almond milk, 1/4 cup mixed berries, 1 tbsp chopped nuts.

Instructions:

Cook oats, top with berries and nuts.




3. Turmeric Scramble

Ingredients:

2 eggs, 1/4 tsp turmeric, handful spinach, 1/4 cup diced bell peppers, 1 tsp olive oil.

Instructions:

Sauté veggies, add eggs and turmeric, scramble.




4. Overnight Chia Seed Pudding

Ingredients:

3 tbsp chia seeds, 1 cup unsweetened almond milk, 1/2 tsp vanilla extract, 1/4 cup berries.

Instructions:

Mix ingredients, refrigerate overnight. Top with berries.



5. Sweet Potato Hash

Ingredients:


1 cup diced sweet potato, 1/2 cup chopped kale, 1/4 cup diced onion, 1 tsp olive oil, 1 egg.

Instructions:

Sauté sweet potato, onion, kale. Top with a fried egg.

Recipe Section: Satisfying Lunches

These lunch recipes are designed to keep you feeling full and focused, without the post-meal slump. They are packed with fiber, healthy fats, and lean proteins to support your anti-inflammatory goals.



1. Spinach & Berry Chicken Salad

Ingredients:

2 cups spinach, 1/2 cup mixed berries, 4 oz grilled chicken, 1/4 cup walnuts, 2 tbsp olive oil & lemon dressing.

Instructions:

Combine ingredients, toss with dressing.



2. Mediterranean Quinoa Salad

Ingredients:

1 cup cooked quinoa, 1/2 cup chickpeas, 1/4 cup cucumber, 1/4 cup tomato, 2 tbsp chopped parsley, 2 tbsp olive oil & lemon dressing.

Instructions:

Mix all ingredients.



3. Hearty Lentil Soup

Ingredients:

1 cup cooked lentils, 1 cup mixed diced vegetables (carrot, celery, onion), 2 cups vegetable broth, herbs.

Instructions:

Sauté veggies, add lentils and broth, simmer until tender.



4. Tuna Salad Lettuce Wraps

Ingredients:

1 can tuna (packed in water), 2 tbsp olive oil mayo (or avocado), 1/4 cup diced celery, fresh dill, large lettuce leaves.

Instructions:

Mix tuna ingredients, spoon into lettuce cups.



5. Black Bean & Corn Salad

Ingredients:

1 cup black beans, 1/2 cup corn, 1/4 cup diced red onion, 1/4 cup bell pepper, cilantro, lime juice, olive oil.

Instructions:

Combine all ingredients, toss well.

Recipe Section: Delicious Dinners

Wind down your day with these flavorful and satisfying dinner options. Each recipe combines lean proteins, healthy fats, and a bounty of vegetables to provide a complete anti-inflammatory meal that supports your body's repair and rejuvenation.



1. Baked Salmon with Asparagus

Ingredients:

6 oz salmon fillet, 1 cup asparagus, 1 tbsp olive oil, lemon slices, salt & pepper.

Instructions:

Season salmon and asparagus, bake at 400°F (200°C) for 15-20 min.



2. Chicken & Veggie Stir-Fry

Ingredients:

4 oz chicken breast (sliced), 2 cups mixed stir-fry veggies (broccoli, carrots, snap peas), 1 tbsp soy sauce alternative, 1 tsp ginger, 1 tsp olive oil. Serve with brown rice.

Instructions:

Stir-fry chicken, then add veggies and sauce until tender-crisp.



3. Cod with Roasted Sweet Potatoes

Ingredients:

6 oz cod fillet, 1 medium sweet potato (cubed), 1 cup green beans, 1 tbsp olive oil, herbs.

Instructions:

Toss veggies with oil/herbs, roast. Add cod to pan halfway through cooking.




4. Ginger-Garlic Shrimp

Ingredients:

6 oz shrimp, 1 tbsp minced ginger, 2 cloves minced garlic, 1 tbsp olive oil, 1 cup mixed greens. Serve with quinoa.

Instructions:

Sauté shrimp with ginger and garlic until pink. Serve over greens.



5. Quinoa-Stuffed Bell Peppers

Ingredients:

2 bell peppers (halved), 1 cup cooked quinoa, 1/2 cup black beans, 1/4 cup corn, diced tomato, spices.

Instructions:

Mix filling, stuff peppers, bake at 375°F (190°C) for 25-30 min.

Success Tips: Staying Consistent

Embarking on an anti-inflammatory reset is a journey, not a sprint. Consistency is your most valuable asset, and these practical tips will help you stay on track, even when life gets busy. Remember, every small step forward is progress!

1. Prioritize Quality Sleep

Aim for 7-9 hours of restorative sleep each night. Sleep is crucial for cellular repair and reducing systemic inflammation.

Establish a consistent bedtime routine to signal to your body it's time to rest.



2. Hydrate, Hydrate, Hydrate!

Drink plenty of filtered water throughout the day. Proper hydration supports digestion, nutrient absorption, and helps flush toxins, all vital for combating inflammation. Keep a water bottle handy as a visual reminder.



3. Mindful Stress Management

Chronic stress can trigger inflammation. Incorporate stress-reducing practices like meditation, deep breathing exercises, gentle yoga, or spending time in nature. Find what works for you to calm your mind and body.



4. Plan Ahead with Meal Prep

Dedicate a few hours each week to grocery shopping and meal preparation. Having healthy ingredients washed, chopped, and meals partially or fully cooked will significantly increase your adherence to the plan, especially on busy days.



5. Listen to Your Body

Pay attention to how different foods and activities make you feel. Note improvements in joint pain, energy levels, and digestion. This self-awareness is empowering and will help you refine your approach beyond the 30 days.



Your Renewed Path to Well-being

Congratulations on completing (or embarking on!) this 30-Day Anti-Inflammatory Reset! You've taken a significant step towards understanding and nourishing your body in a way that promotes profound healing and vitality. Remember, this is more than just a diet; it's a foundation for a healthier lifestyle.

As you move forward, carry the knowledge and positive changes you've experienced. Continue to embrace whole, unprocessed foods, prioritize self-care, and listen intuitively to your body's needs. The benefits you've gained – reduced joint pain, increased energy, improved digestion, and a greater sense of overall well-being – are testaments to your commitment and the power of food as medicine. This is just the beginning of your renewed path to lasting health.

"Let food be thy medicine and medicine be thy food." - Hippocrates

HEALTH & WELLNESS

ANTI-INFLAMMATION

HEALTHY EATING