



Effective January 2025

PRICE LIST 2025

Water Saving Solutions



WHY REUSE GREYWATER?

With an ever increasing demand on our limited fresh water resources due to rising population and climate change, greywater reuse is not only a wise choice, but fastly becoming a necessity in many parts of the world.

Since 2004, Advance Waste Water Systems Pty Ltd (AWWS) has been supplying the construction industry with Greywater Diversion Devices (GDD) and Greywater Treatment Systems (GTS) for domestic and commercial applications.

The 3 time award winning patented Greyflow Systems, offer a large variety of Watermark products that meet Australian Standards and cater for a wide range of domestic and commercial applications.

GREYWATER REUSE OPTIONS

Greywater Systems	GDD- Greywater Diversion Device (domestic only)		GTS-Greywater Treatment Systems (all applications)		
Applications	All Homes On Slabs	All Homes on stumps & Retrofits	All Domestic & Commercial applications		
Max Daily flow	up to 1000 L per Day	up to 1000 L per Day	Unlimited		
Max Storage	24 hours	24 Hours	Unrestricted		
Standard	Watermark WMTS 460:2016	Watermark WMTS 460:2016	AS 1546.4 2016 level 3	AS 1546.4 2016 level 2	AS 1546.4 2016 level 1
Water Quality Targeted	Undefined	Undefined	TSS < 30 mg/L BOD< 20 mg/L E.coli<10 cfu/100	TSS < 10 mg/L BOD< 10 mg/L E.coli<10 cfu/100	TSS < 10 mg/L BOD< 10 mg/L E.coli<1 cfu/100
Reuse options	Sub-strata drip only	Sub-strata drip only	Sub-strata drip only	All Irrigation & toilet flush	All Non-potable water use
Recommended systems	GreyflowPS & GreyflowPRO 2 stage installs (Pages 2 to 4)	EZGREY & GREYFLOW Plug & Play systems page 5	Any Greyflow GDD (pages 2-5) + Greyflow Clear 3	Any Greyflow GDD (pages 2-5) + Greyflow Clear 2	Any Greyflow GDD (pages 2-5) + Greyflow Clear 1

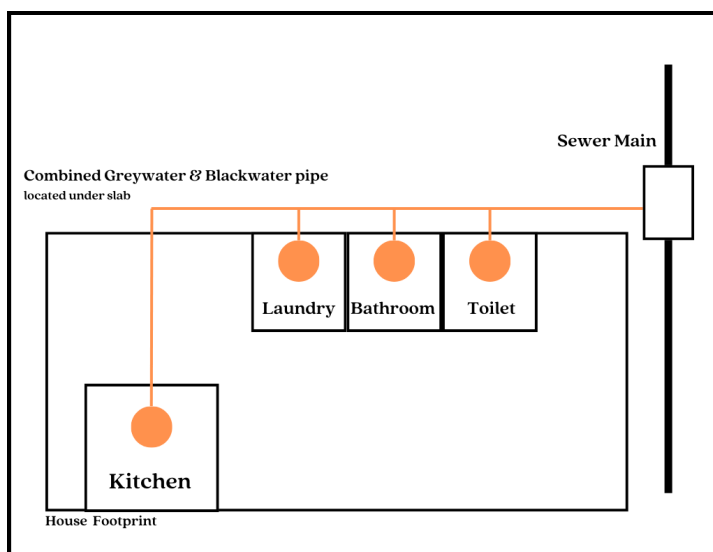
NEW HOME SYSTEMS

Fully Buried Systems

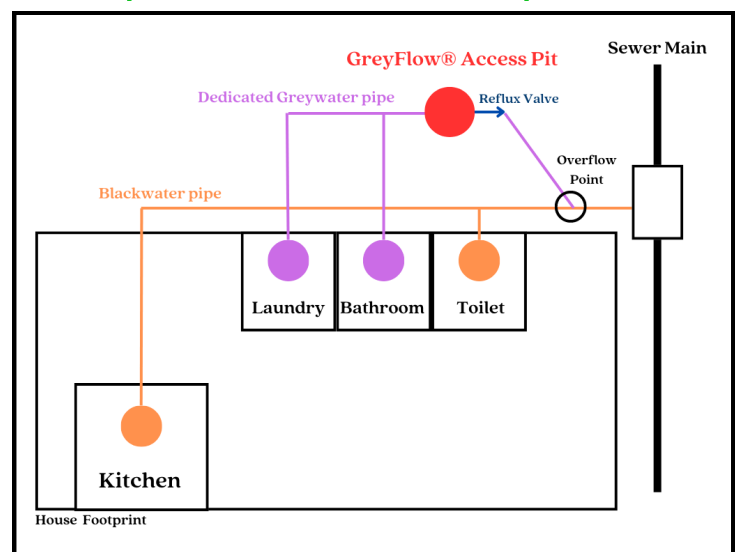
Why Build a Greywater Access Ready House?

- Australia is the driest continent on Earth.
- Droughts and water restrictions are becoming more severe and frequent.
- Greywater is the only water that can be reused in times of drought.
- Watering gardens and flushing toilets with drinking water is not sustainable.
- Keeping plants alive and gardens green is essential to:
 - Stopping desertification
 - Reducing the impact of fires
 - Cooling the ambient temperature
 - Combating Climate Change
- A Greyflow Access Pit is cheap and easy to install at building stage, but virtually impossible or very expensive once the house is built
- A house with a Greyflow Access Pit has a higher resell value
- Reusing greywater for watering gardens and trees will become the norm in the near future

Standard new built homes today



Greywater Access Ready House



NEW HOME SYSTEMS

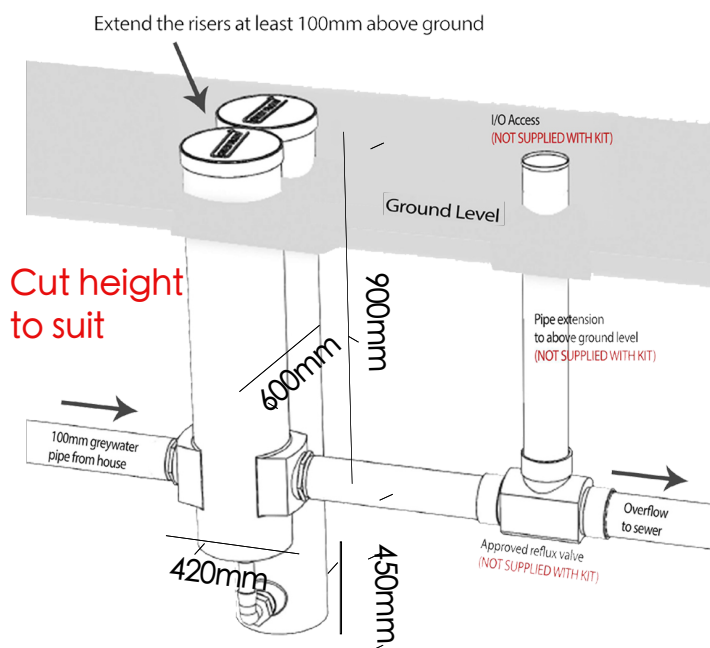
Fully Buried Systems

STAGE 1 - To be installed at PRE-LAY stage in new homes

Installing the Greyflow Access Pit


OPTION 1 GFPS-A

Ideal for flat & small blocks
(less than 500 sqm)




OPTION 2 GFPRO-A

Ideal for undulating & large blocks
(larger than 500 sqm)



STAGE 1 - ACCESS PIT

PRICE
(\$AU Ex. GST)



GREYFLOW PS-A
100mm inlet & overflow
30L buffer tank
2x dia 250mm

GFPS-A

1000



GREYFLOW PRO-A
100mm inlet & overflow
100L buffer tank
100mm reflux valve

GFPRO-A

1900

ADVANCED WASTE WATER SYSTEMS PTY, LTD.

Unit 6, 18 Buckingham Drive, Wangara, WA 6065. TEL: +61405459533 FREE CALL: 1800911150
www.greyflow.net.au sales@greyflow.net.au

NEW HOME SYSTEMS

Fully Buried Systems

STAGE 2 - To be installed at home completion stage

Select your Pump Size and Filter Cleaning Option

FINISHING KIT OPTIONS

MANUAL CLEANING OF FILTERS)

GFPS-B-M
GFPRO-B-M

AUTOMATIC CLEANING OF FILTERS

GFPS-B-S
GFPRO-B-S

PUMP SIZE OPTIONS

100 W
For same or lower level
irrigation areas



300 W
For same or up to 3m
higher irrigation areas



400 W
For up to 12m higher
irrigation areas



STAGE 2 - FINISHING KIT

PRICE
(\$AU Ex. GST)



GREYFLOW PS & PRO B-M
Manual filter cleaning
Pump with float switch
Extra Filter

100 W

GFPS-B-M1

700

300 W

GFPS-B-M3

900

400W

GFPS-B-M4

1100



GREYFLOW PS & PRO B-S
Automatic filter backflush
Pump with float switch
Extra Filter

100 W

GFPS-B-S1

1500

300 W

GFPS-B-S3

1700

400 W

GFPS-B-S4

1900

ADVANCED WASTE WATER SYSTEMS PTY, LTD.

Unit 6, 18 Buckingham Drive, Wangara, WA 6065. TEL: +61405459533 FREE CALL: 1800911150
www.greyflow.net.au sales@greyflow.net.au

RETROFITS & HOMES ON STUMPS

ABOVE GROUND / PARTIALLY BURIED PLUG & PLAY SYSTEMS

ITEM	DESCRIPTION	PUMP SIZE	CODE	PRICE (\$AU Ex. GST)
MANUAL CLEANING OF FILTERS				
	GREYFLOW GRAVITY 100mm inlet & overflow 700 x 250 x 520mm(H)	N/A	GFGR	800
	EZGREY MANUAL 50mm inlet & overflow 50L buffer tank	100 W	EZGREY-M1	1000
	GREYFLOW PS Above Ground 100mm inlet & overflow 50L buffer tank	100 W 300 W 400 W	GFPS-AG-M1 GFPS-AG-M3 GFPS-AG-M4	1300 1500 1700
	GREYFLOW PRO Above Ground 100mm inlet & overflow 100L buffer tank	100 W 300 W 400 W	GFPRO-AG-M1 GFPRO-AG-M3 GFPRO-AG-M4	2400 2600 2800
AUTOMATIC FILTER BACKFLUSH				
	GREYFLOW PS Above Ground 100mm inlet & overflow 50L buffer tank	100 W 300 W 400 W	GFPS-AG-S1 GFPS-AG-S3 GFPS-AG-S4	2200 2400 2600
	GREYFLOW PRO Above Ground 100mm inlet & overflow 100L buffer tank	100 W 300 W 400 W	GFPRO-AG-S1 GFPRO-AG-S3 GFPRO-AG-S4	3200 3400 3600

System Model name

EZGREY
GFPS
GFPRO

EZGREY - AG - M1

Installation details

AG - Above Ground/Partially Buried

Type Of Filtration

M- Manual cleaning of filters

S - Automatic Backflush Filtration

Pump Size

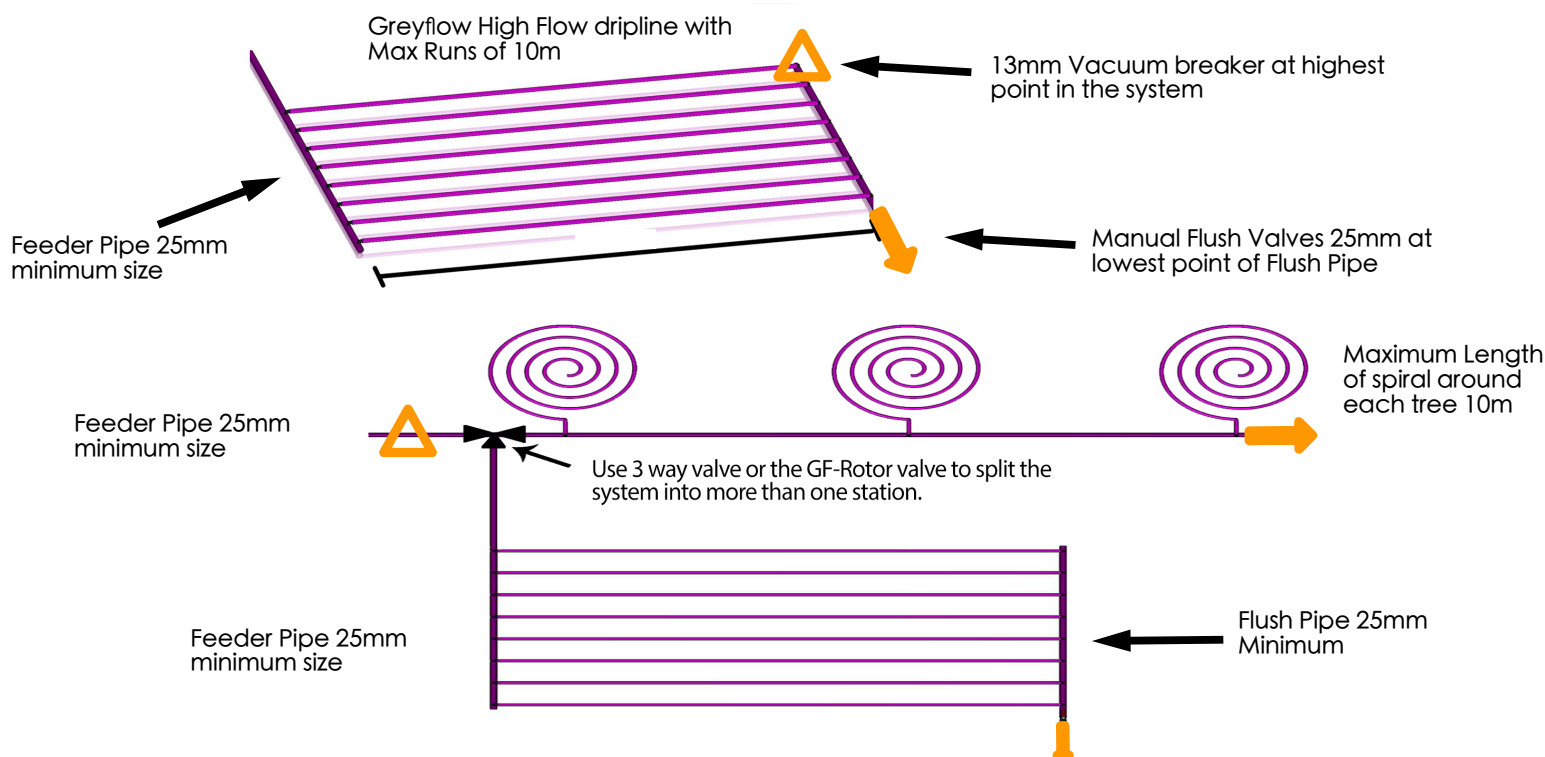
1-100 watt pump

3- 300 watt Pump









4-400 watt Pump

GREYFLOW SUB-STRATA IRRIGATION

To avoid Overflow to sewer, use all 100m of dripline supplied per station




Warning: Use only GreyFlow recommended dripline. Warranty will be void if non-recommended dripline is used.

GREYFLOW IRRIGATION				PRICE (\$AU Ex. GST)
       	Grey Flow Drip-Tube (100m Coil)	- 7 to 10L/h at 0.3m spacing	GFDL-100	190
	Grey Flow Drip-Tube Kit (100m Coil + 1 punch tool + 25 take-offs)	- For sub-strata installation	GFDL-K	200
	Grey Flow Drip-Tube Complete Kit (100m Coil + 1 punch tool + 25 take-offs + 25m of 25mm LDPE + Misc 25mm barb fittings)		GFDL-CK	350
	Grey Flow 6-way Rotor Valve	Minimum flow rate 10 L/m	GFRT-6	200
	13mm Air release valve		GFAV-13	20
	25mm manual barb flush valve		GFFV-25	15
	25mm Ultrasonic water meter	Flow up to 5cum/hr	Qalsonic 25	600
	32mm Ultrasonic water meter	Flow up to 10cum/hr	Qalsonic 32	1200

ADVANCED WASTE WATER SYSTEMS PTY, LTD.

Unit 6, 18 Buckingham Drive, Wangara, WA 6065. TEL: +61405459533 FREE CALL: 1800911150
www.greyflow.net.au sales@greyflow.net.au

Domestic Grease Traps & Pump Stations

ITEM	DESCRIPTION	CODE	PRICE (\$AU Ex. GST)
	Polyethylene Grease Traps		
	50L Grease Trap with 50mm inlet & outlet	WF-GT50	400
	60L Grease Trap with 50mm inlet & outlet	WF-GT60	450
	100L Grease Trap with 110mm inlet & outlet	WF-GT100	700
	150L Grease Trap with 110mm inlet & outlet	WF-GT150	1100
	450L Grease Trap with 110mm inlet & outlet	WF-GT-400	1900
	Outdoor Underground Poly Pump Stations		
	250L Underground Pump station with 50mm manifold & 1.5kW Grinder	WF-UPS250	3000
	320L Underground Pump station with 50mm manifold & 1.5kW Grinder	WF-UPS320	3200
	Bianco 1.5kW Grinder Pump 240V (without float switch)	BIA-B120GMS2	1800
	Bianco 1.5kW Grinder Pump 240V (with float switch)	BIA-B120GS2	1900
	High level Audio & Visual Alarm with a 10m long Float Switch	WF-ALARM	700
	Water Disinfection Units (UVC & Ozone)		
	Canopus C-UV 200p (8LPM)		900
	Canopus C-UV 200n (26-30 LPM)		2000
	BioSure Electrolytic water tank Ozonator (40 Watts)	WTO-Mini	450
	BioSure Electrolytic water tank Ozonator (70 Watts)	WTO	1250
	BioSure Electrolytic inline Ozonator (15 Watts)	WDS 600	1425
	BioSure Electrolytic inline Ozonator (30 Watts)	WDS 1200	1950
	BioSure Electrolytic inline Ozonator (96 Watts)	WDS 3000X	4450
	BioSure Electrolytic inline Ozonator (170 Watts)	WDS 6000X	7750

ADVANCED WASTE WATER SYSTEMS PTY, LTD.

Unit 6, 18 Buckingham Drive, Wangara, WA 6065. TEL: +61405459533 FREE CALL: 1800911150
www.greyflow.net.au sales@greyflow.net.au

ITEM	DESCRIPTION	CONDITION OF USE	CODE	PRICE (\$AU Ex. GST)
	GreyFlow & EZGREY Filter 250mm Diameter	For GFPRO	GFFT-250	70
	GreyFlow 100 Watt Pump w/ Float Switch	For all models	GFPMP-100	550
	GreyFlow 300 Watt Pump w/ Float Switch	For all models	GFPMP-300	700
	GreyFlow 400 Watt Pump w/ Float Switch	For GFPS & GFPRO	GFPMP-400	900
	GreyFlow 750 Watt Pump w/ Float Switch	For GFPRO	GFPMP-750	1400
	Air Blower 200 Watt	For GFSCM	GFSC-PMP	350
	GreyFlow Controller	For GFPS & GFPRO	GF-CNT	300
	Float Switch	For GFPS & GFPRO	GFPS-SNS	60
	25mm Check Valve	For GFPS & GFPRO	GFCV-25	30
	Wall mounted cabinet	For GFPS & GFPRO	GFWMC-1	300
	Non trafficable Cover 600mm round	For GFPRO	GFNT-RC	350
	Pedestrian trafficable 600mm round	For GFPS & GFPRO	GFPS-RC	400
	Class C Trafficable Cover 600mm round	For GFPS & GFPRO	GFT-RC	900
	GreyFlow PRO Pit Extension	For GFPRO	GFPRO-EXT	350

ADVANCED WASTE WATER SYSTEMS PTY. LTD.

Unit 6, 18 Buckingham Drive, Wangara, WA 6065. TEL: +61405459533 FREE CALL: 1800911150
www.greyflow.net.au sales@greyflow.net.au