


READY -TO -USE CONCEPT BASED LANGUAGE WORKSHEET

Download and use tomorrow



LANGUAGE TIMELINE + EXCHANGE

Concept focus: Language change



Inquiry Question: How does language change over time and across cultures?

Student's Instruction

1. Write 3 words/phrases from your language/dialect.

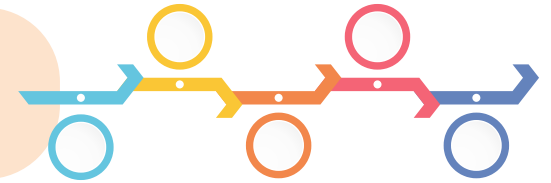
2. Explain: What did they originally mean? How have they changed?





3. Share 1 phrase with a partner and teach its usage.

4. Create a mini Language Timeline.



Reflection

CONNECT

This reminds me off..

EXTEND

I learned that language...

CHALLENGE

I still wonder...

Concept Bank

language change purpose
 reflection overtime culture
 context communication technology
 adaptation people identities evolution

Conceptual Understanding

Answer the given question?
can use the words from the concept bank?

HOW DOES LANGUAGE CHANGE OVER TIME AND ACROSS CULTURES?

Share the answer in a single statement in the present tense.

Language changes/evolves....

SAME MESSAGE , DIFFERENT AUDIENCE



Conceptual Focus : Audience Adaptation (Purposeful language)

Inquiry Question

How does language change depending on the audience?

Write the below message for 3 different audiences

Teacher, friend , Principal

*“Requesting an extension for
homework? “*

For Teacher.

For a Friend

For Principal

Compare and Analyse

Compare and analyse the above three texts based on the following criteria,

Criteria	Teacher	Friend	Principal
Tone			
Word choice			
Sentence Structure			

Connect

Share and discuss the following questions with your partner

Where do you use these types of language in real life?

Why is it important to adapt?

Reflection

Answer the following questions to reflect on your learning journey

What changed the most in your writing?

Why is audience awareness important?

Generalise Your Understanding

Answer the question using the concept Bank?

Concept Bank

Language Audience Change
Tone Perspective Word choice
Communicate sentence structure
Purpose Writers

How does the writer's language change depending on the audience?

Writers adapt language _____

to / for _____



COMMUNICATION WITHOUT WORDS

Conceptual Focus: Multimodal Communication

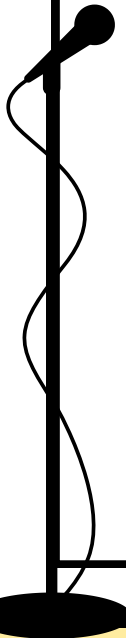


Inquiry Question:

How is communication more than just words?

1. Choose a message (e.g., "Save environment") or a story
2. Communicate it using:
 - Drawing/poster/drama/music
3. Present to class.

Draw / Poster / Drama / Music / Infographic





REFLECTION

Answer the following questions to reflect on your learning

How did your chosen mode (art/drama/music) help communicate your message?

What did you learn about communicating without words?

What would you change to make your message clearer or stronger?

Which mode was most effective for your message and why?

ONE MESSAGE, MANY MEANING

CONCEPTUAL FOCUS : PERSPECTIVE INTERPRETATION

INQUIRY QUESTION: HOW DO PEOPLE INTERPRET THE SAME MESSAGE DIFFERENTLY?

- Look at the given Image/ text / video (shared by the teacher)
- Choose / are assigned one role (student / parent / teacher / community member)
- Share your perspective

Respond from a viewpoint of a student

- From my point of view...
- Based on my experience...
- I think this message means...

Respond from a viewpoint of a parent

- From my point of view...
- Based on my experience...
- I think this message means...

Respond from a viewpoint of a teacher.

- From my point of view...
- Based on my experience...
- I think this message means...

Respond from a viewpoint of a community member

- From my point of view...
- Based on my experience...
- I think this message means...

Share & Compare

- Share your interpretation in a group
- Listen to others and note differences



Reflection

- Answer the following question

How was your interpretation different from others?

What influenced your thinking (experience, role, context)?

What did you learn about understanding messages?

Illustration Insight

Concept focus: Visual Meaning

Inquiry Question: How do illustrators use images to complement a story?

What is happening in the story? (write in your own words)

I Notice... (What do you see?)	I Think About Meaning	I Connect Text & Illustration
<ul style="list-style-type: none">• Characters:• Setting:• Colors:• Actions/Expressions:	<p>What feeling or mood does the illustration show?</p> <p>What does the illustration help you understand better?</p> <p>Does the illustration show something not written in the text?</p>	<p>Complete the sentence:</p> <ul style="list-style-type: none">• The text says...• The illustration shows...• Together, they help me understand...

Reflection

How did the illustration help you understand the story?	Which part of the illustration was most important? Why?	Would the story feel different without the illustration?

Concept bank

Illustrators Tone Images
visual details mood
perspective.

Generalization of Understanding

How do illustrators use images to complement the story?

Illustrations support and extend the meaning of a story by adding
