

**PRECAUTIONARY STATEMENTS
HAZARDS TO HUMANS AND DOMESTIC ANIMALS**

DANGER. Corrosive. Causes irreversible eye damage and skin burns. Harmful if swallowed, inhaled or absorbed through the skin. Avoid breathing spray mist. Do not get in eyes, on skin, or on clothing. Wear protective eyewear (goggles, face shield or safety glasses), protective clothing and protective gloves (rubber or chemical resistant). Wash thoroughly with soap and water after handling and before eating drinking, chewing gum, using tobacco or using the toilet. Remove contaminated clothing and wash clothing before reuse.

FIRST AID

IF IN EYES: Hold eye open and rinse slowly and gently with water for 15 – 20 minutes. Remove contact lenses, if present, after the first 5 minutes, then continue rinsing eye.

IF ON SKIN OR CLOTHING: Take off contaminated clothing. Rinse skin immediately with plenty of water for 15 – 20 minutes.

IF SWALLOWED: Call a poison control center or doctor immediately for treatment advice. Have person sip a glass of water if able to swallow. Do not induce vomiting unless told to do so by the poison control center or doctor. Do not give anything by mouth to an unconscious person.

IF INHALED: Move person to fresh air. If person is not breathing, call 911 or an ambulance, then give artificial respiration, preferably by mouth-to-mouth, if possible.

Call a poison control center or doctor for treatment advice. Have the product container or label with you when calling a poison control center or doctor or going for treatment.

NOTE TO PHYSICIAN: Probable mucosal damage may contraindicate the use of gastric lavage. Measures against circulatory shock, respiratory depression and convulsion may be needed.

(Note to reviewer: If container size is 5 gallons or greater, the following Environmental Hazards statements will be used:)

ENVIRONMENTAL HAZARDS

Do not discharge effluent containing this product into lakes, streams, ponds, estuaries, oceans, or other waters unless in accordance with the requirements of a National Pollutant Discharge Elimination System (NPDES) permit and the permitting authority has been notified in writing prior to discharge. This pesticide is toxic to fish, aquatic invertebrates, oysters, and shrimp. Do not discharge effluent containing this product to sewer systems without previously notifying the local sewage treatment plant authority. For guidance contact your State Water Board or Regional Office of the EPA.

KENNELSOL HC
(Alternate Brand Name: Emergicide HC)

Germicidal Detergent (&) (and) Deodorant
Disinfectant and Sanitizer

A multi-purpose germicidal detergent and deodorant effective in hard waters up to 400 ppm hard water (calculated as CaCO₃) plus 5 % organic serum. Disinfects, sanitizes, cleans, and deodorizes in one labor saving step when used according to disinfection directions for use.

For use in kennels, pet shops, tack shops, veterinary clinics, animal life science laboratories, breeding & grooming establishments, schools, colleges, equine farms, airports, hotels & motels. For use in households.

Active Ingredients:

Didecyl dimethyl ammonium chloride 10.14%
n-Alkyl (C₁₄ 50%, C₁₂ 40%, C₁₆ 10%)
dimethyl benzyl ammonium chloride 6.76%

Other Ingredients:..... 83.10%

Total 100.00%

KEEP OUT OF REACH OF CHILDREN

DANGER

[Note to reviewer: Optional referral statement to be used where needed due to container sizes and packaging configuration.]

{See (right) (left) (side) (back) (bottom of label) panel for (Precautionary Statements) (and) (Directions for Use).}

[Note to reviewer: In accordance with 40 CFR 156.68(d), all first aid statements, as prescribed, will appear on the front panel of the product label.]

EPA Reg. No. 62472-2

EPA Est. No. *(insert Est. No. here)*

NET CONTENTS *(insert container size here)*

Alpha Tech Pet, Inc.
25 Porter Road, Suite 210
Littleton, MA 01460

ACCEPTED

3/24/2026

Under the Federal Insecticide, Fungicide
and Rodenticide Act as amended, for the
pesticide registered under
EPA Reg. No. 62472-2

Bactericidal against the following pathogenic bacteria modified in the presence of 400 ppm synthetic hard water (calculated as CaCO₃) (660 ppm active) plus 5% organic serum on hard nonporous surfaces in 10 minutes:

Acintobacter baumannii (ATCC 19003), *Acintobacter lwoffii* (ATCC 9957), *Acinetobacter lwoffii* (ATCC 15309), *Citrobacter freundii* (ATCC 8090), *Enterobacter agglomerans* (ATCC 27155), *Proteus vulgaris* (ATCC 9920), *Proteus vulgaris* (ATCC 13315) *Bordetella bronchiseptica* (ATCC 10580), *Serratia marcescens* (ATCC 9103), *Serratia marcescens* (ATCC 14756), *Escherichia coli* (ATCC 11229), *Escherichia coli* O157:H7 (ATCC 35150), *Escherichia coli* (Carbapenem Resistant) (CDC 81371), *Escherichia coli* (Extended Spectrum B-Lactamase) (ESBL) (ATCC BAA-196), *Enterococcus faecalis* (ATCC 19433), *Enterococcus faecalis* (Vancomycin Resistant) (VRE) (ATCC 51299), *Enterococcus hirae* (ATCC 10541), *Klebsiella oxytoca* (ATCC 13182), *Fusobacterium necrophorum* (ATCC 27852), *Klebsiella pneumoniae* (Carbapenem resistant) (NDM-1) (ATCC BAA-2146), *Listeria monocytogenes* (ATCC 19117), *Micrococcus luteus* (ATCC 14452) *Micrococcus luteus* (ATCC 4698), *Mycoplasma gallisepticum* (ATCC 19610), *Pseudomonas aeruginosa* (ATCC 15442), *Pseudomonas aeruginosa* (Tetracycline Resistant) (ATCC 27853), *Pseudomonas cepacia* (ATCC 25416), *Streptococcus pyogenes* (ATCC 19615), *Salmonella enterica* (ATCC 23564), *Salmonella enterica* (ATCC 10708), *Salmonella enteritidis* (ATCC 4931), *Salmonella enterica* serotype pullorum (ATCC 19945), *Salmonella typhimurium* (ATCC 23564), *Escherichia coli* (Tetracycline resistant) (ATCC 47401), *Shigella sonnei* (ATCC 25931), *Staphylococcus epidermidis* (ATCC 14990), *Staphylococcus epidermidis* (Ampicillin, Cefazolin, Oxacillin, Penicillin resistant) (ATCC 51625), *Enterobacter cloacae* (ATCC 13047) *Pasteurella multocida* (ATCC 12947), *Staphylococcus aureus* (ATCC 6538), *Staphylococcus aureus* (ATCC 25923), *Staphylococcus aureus* (ATCC 33586), *Staphylococcus aureus* (ATCC 14154), *Staphylococcus aureus* (Community Associated Methicillin Resistant) (CA-MRSA) (Genotype USA 300), *Staphylococcus aureus* (Community Associated Methicillin Resistant) (CA-MRSA) (Genotype USA 400), *Staphylococcus aureus* (Methicillin Resistant) (MRSA) (ATCC 33592), *Streptococcus agalactiae* (ATCC 13813), *Staphylococcus haemolyticus* (ATCC 29970), *Streptococcus pneumoniae* (Penicillin resistant) (ATCC 51915), *Streptococcus mutans* (ATCC 25175), *Staphylococcus aureus* (Vancomycin Intermediate Resistant) (VISA) (HIP 5836), *Salmonella typhi* (ATCC 6539), *Chlamydia psittaci* (VR-125), *Shigella flexneri* (ATCC 9380), *Shigella*

flexneri (ATCC 12022), *Klebsiella aerogenes* (ATCC 13048), *Klebsiella pneumoniae* (ATCC 13883), *Vibrio cholera* (ATCC 11623), *Yersinia enterocolitica* (ATCC 23715)

Fungicidal against *Trichophyton interdigitale* {(formerly *T. mentagrophytes*)} {(ATCC 9533)} {(Athlete's foot fungus)} {(Ringworm fungus)} and *Candida albicans* (ATCC 10231) modified in the presence of 400 ppm hard water (calculated as CaCO₃) (660 ppm active) plus 5% organic serum on hard nonporous surfaces in 10 minutes.

Mildewstatic against *Aspergillus niger* (ATCC 16404) in the presence of 400 ppm hard water (calculated as CaCO₃) (660 ppm active) plus 5% organic serum for up to 7 days on hard nonporous surfaces.

*Virucidal against **Canine parvovirus (CPV) (Type 2b), Canine distemper virus (VR-128), Canine coronavirus (VR-809), Canine Influenza Virus (H3N8) (Cornell University), Feline calicivirus (ATCC VR-782), Feline picornavirus (VR-649), ***HIV-1 (AIDS virus), Influenza A/Hong Kong (H3N2) Virus (VR-544), Influenza A (H1N1) Virus (Strain A/PR/8/34), Herpes simplex virus type 1 (VR-733), Herpes simplex virus type 2 (VR-734), Vaccinia Virus (VR-119), **Rabies Virus (Clinical Isolate), Pseudorabies virus (VR-135), Infectious bovine rhinotracheitis virus (VR-188), Avian Infectious Bronchitis Virus (Strain Beaudette IB42), Avian Influenza A (H3N2) virus (Avian Reassortant) (ATCC VR-2072), Avian Influenza A (H5N1) (Reassortant Strain) (CDC 2006719965), Swine Influenza A Virus (H1N1) (Strain A/Swine/1976/31), Transmissible Gastroenteritis Virus (TGE) (Clinical Isolate), Norovirus (Norwalk-like virus) (Feline Calicivirus) (ATCC VR-782), Respiratory Syncytial Virus (VR-26), Human coronavirus (VR-740), ***SARS-CoV-2 (SARS Coronavirus 2, USA-WA1/2020, BEI NR-52281, COVID-19 Virus), Hantavirus (PHV), Cytomegalovirus (AD-169), Coronavirus (SARS-associated) (CDC 200300592), Hepatitis B Virus (HBV) (Duck Hepatitis B Virus), and Hepatitis C Virus (HCV) (Bovine Viral Diarrhea Virus) according to the virucidal qualification, modified in the presence of 400 ppm hard water (calculated as CaCO₃) (660 ppm active) plus 5 % organic serum in 10 minutes [OR] (2 minutes to kill SARS-CoV-2 or in 10 minutes to kill all viruses listed on the label).

{This product is an} effective one-step sanitizer {against *Klebsiella pneumoniae* (ATCC 4352) and *Staphylococcus aureus* (ATCC 6538)} in 3 minutes at ½ oz. per gal. of 400 ppm hard water {(660 ppm active)} and 5% soil on hard, non-porous, non-food contact surfaces.

[** Indicates that a dilution rate of 2.25 oz. per gal. of water required]
[*** Indicates a 2-minute contact time required]

DIRECTIONS FOR USE

It is a violation of Federal Law to use this product in a manner inconsistent with its labeling.

DIRECTIONS FOR DISINFECTING: (Bactericidal, Fungicidal, Virucidal)

For use on hard, non-porous non-food contact surfaces such as floors, walls, metal surfaces, stainless steel surfaces, glazed porcelain, and plastic surfaces. Remove visible filth and soil deposits then thoroughly apply product until surfaces are visibly wet. Use ½ ounces per gallon of water (2.25 ounces per gallon against canine parvovirus and rabies virus) for a minimum contact time of 10 minutes [OR] (2 minutes to kill SARS-CoV-2 or for 10 minutes to kill all organisms listed on the label) in a single application. Can be applied with a cloth, mop, or sponge, as well as by coarse spray or soaking. The use solution is prepared fresh for each use then discarded. Rinsing is not necessary unless floors are to be waxed or polished.

FUNGICIDAL DIRECTIONS:

For use in areas such as locker rooms, dressing rooms, shower and bath areas and exercise facilities follow disinfection directions.

MILDEWSTATIC INSTRUCTIONS:

Will effectively control the growth of odor/stain causing mold and mildew when applied to hard, non-porous surfaces such as walls, floors, and table tops. Apply solution (½ ounces per gallon of water) with a cloth, mop, sponge or coarse spray making sure to wet all surfaces completely. Let air dry. Repeat application weekly or when growth reappears.

VETERINARY CLINICS / ANIMAL CARE / ANIMAL LIFE SCIENCE LABORATORY / ZOOS / PET SHOP / KENNELS / BREEDING AND GROOMING ESTABLISHMENTS / EQUINE AND LIVESTOCK FARMS / SWINE PREMISES / POULTRY PREMISES / FEDERALLY INSPECTED MEAT AND POULTRY PLANTS

DISINFECTION DIRECTIONS:

For cleaning and disinfecting hard nonporous surfaces: equipment used for animal food or water, utensils, instruments, cages, kennels, stables, catteries, etc. Remove all animals and feeds from premises, animal transportation vehicles, crates, etc. Remove all litter, droppings and manure from floors, walls and surfaces of facilities occupied or traversed by animals. Empty all feeding and watering appliances. Thoroughly clean all surfaces with soap or detergent and rinse with water. Saturate surfaces until visibly wet with a use-solution of ½ oz. of **KENNELSOL HC** per gallon of water (1:256)

(or equivalent dilution) (2.25 ounces per gallon of water (1:64) against canine parvovirus or rabies virus), using a cloth, mop, sponge, spray, or soaking for a period of 10 minutes [OR] (2 minutes to kill SARS-CoV-2 or for 10 minutes to kill all organisms listed on the label). Prepare a fresh solution daily or when visibly dirty. For spray applications, spray 6-8 inches from surface. Do not breathe spray. Ventilate buildings and other closed spaces. Do not house animals or employ equipment until treatment has been absorbed, set or dried.

HOSPITALS / MEDICAL AND DENTAL OFFICES / CLINICS / HEALTHCARE FACILITIES / NURSING HOMES / ACUTE CARE FACILITIES / BUSINESSES / SUPERMARKETS / BANKS / MUNICIPAL GOVERNMENT BUILDINGS / SCHOOLS / BUS STATIONS / TRAIN STATIONS / AIRPORTS / SHIPPING TERMINALS / PUBLIC FACILITIES / EMS & FIRE FACILITIES / EMERGENCY VEHICLES / AMBULANCES / POLICE VEHICLES / FIRE TRUCKS

DISINFECTION DIRECTIONS:

For use as a one-step, general (hospital) (medical) disinfectant on hospital beds, railings, bedpans, gurneys, traction devices, MRI, CAT, X-ray tables, examining tables, scales, paddles, wheel chairs, stretchers, stools, operating room lights, operating tables, dental chairs/countertops, medical equipment surfaces, floors, hospital and medical/dental office work surfaces, desks, tables, chairs, folding tables, cabinets, door knobs and handles, trash cans and containers, shelves, racks, carts, ambulance and fire vehicle equipment and surfaces, automobile interiors, mats, cabs, and wheels.

Pre-clean visibly soiled areas. Apply use solution of 0.5 oz of this product per gallon of water (or equivalent dilution) to disinfect hard, non-porous surfaces with a sponge, brush, cloth, mop, or pump/trigger spray applicator. For spray applications, spray 6-8 inches from surface. Do not breathe spray. Treated surfaces must remain visibly wet for 10 minutes [OR] (2 minutes to kill SARS-CoV-2 or for 10 minutes to kill all organisms listed on the label). Wipe dry or allow to air dry. Rinse with potable water after use on surfaces that come in contact with food. Prepare a fresh solution daily or when visibly dirty.

TO KILL SARS-COV-2:

Pre-clean visibly soiled areas. Apply a use solution of 0.5 oz of this product per gallon of water (or equivalent use dilution) to hard, non-porous surfaces. Allow treated surfaces to remain visibly wet for 2 minutes. Rinse with potable water after use on surfaces that come in contact with food.

KENNELSOL HC
EPA REG. NO. 62472-2
(REVISION 09/25/2023)

(Note to reviewer: Language in { } or () is optional or interchangeable)

CLEANING AND DISINFECTING HARD, NON-POROUS SURFACES ON PERSONAL PROTECTIVE EQUIPMENT (RESPIRATORS)

Pre-clean equipment if visibly soiled to ensure proper surface contact. Prepare a use solution by adding 0.5 oz. of this product per gal. of water (or equivalent use dilution) (660 ppm active) Gently mix for uniform use solution. Apply use solution to surfaces of the respirator with a sponge, brush, cloth, or pump/trigger spray applicator. For spray applications, spray 6-8 inches from surface. Do not breathe spray. Rub with brush, cloth, or sponge. Treated surfaces must remain visibly wet for 10 minutes [OR] (2 minutes to kill SARS-CoV-2 or for 10 minutes to kill all organisms listed on the label). Remove excess solution from equipment prior to storage. The user must comply with all OSHA regulations for cleaning respiratory protection equipment (29 CFR § 1910.134). Prepare a fresh solution daily or when visibly dirty.

For Heavy Duty Cleaning and / or Odor Control:

When greater cleaning is desired, use 1 - 2 oz. of KennelSol HC per gallon of water. Visibly soiled areas may require repeated cleaning before treatment.

****FOR CANINE PARVOVIRUS AND RABIES VIRUS ACTIVITY:**

KennelSol HC is effective against canine parvovirus and rabies virus at 2.25 oz. per gallon. Follow Veterinary Practice / Animal Care / Animal Laboratory / Zoos / Pet Shop / Kennels Disinfection Directions.

SPECIAL INSTRUCTIONS FOR CLEANING AND DISINFECTING AREAS WHICH MAY BE INFESTED WITH HANTAVIRUS:

Infection with Hantavirus occurs by inhalation of infectious materials. CDC recommends that persons involved with cleanup wear coveralls, (disposable, if possible), rubber boots or disposable shoe covers, rubber or plastic gloves, protective goggles, and a half mask air purifying, negative pressure respirator with a high efficiency particulate air (HEPA) filter or a powered air-purifying respirator (PAPR) with HEPA filter. Disinfect Personal protective gear upon removal at the end of the day. If coveralls are not disposable, they must be laundered on site. If no laundry facilities are available, the coveralls must be immersed in liquid disinfectant until they can be washed. All potential infective waste material (including respirator filter) from cleanup operations that cannot be burned or deep buried on site must be double bagged in appropriate plastic bags. The bagged material must then be labeled as infectious (if it is to be transported) and disposed of in accordance with local requirements for infectious wastes. Rodent droppings and visible dust can be reservoirs for Hantavirus. If you are

cleaning out a building that has been closed up, such as a cabin, shed or garage:

1. Air out the building for at least 30 minutes by opening windows and doors.
2. Leave the building while it is airing out.
3. Do not vacuum, sweep or dust. This may spread the virus through the air.
4. Thoroughly apply product until surfaces are visibly wet to contaminated areas with a use solution prepared by adding 0.5 oz. of this product per gal. of water (660 ppm active) (or equivalent use dilution) and allow to stand undisturbed for 10 minutes.
5. Carefully remove contaminated material and dispose by burial or burning. Contact your local and state health department for additional disposal methods.
6. Treat the surface again following the label directions and allow solution to stand undisturbed for 10 minutes.

KILLS HIV-1 (AIDS VIRUS), HBV (HEPATITIS B VIRUS), AND HCV (HEPATITIS C VIRUS) ON PRECLEANED, ENVIRONMENTAL SURFACES / OBJECTS PREVIOUSLY SOILED WITH BLOOD / BODY FLUIDS in health care settings or other settings in which there is an expected likelihood of soiling of inanimate surfaces / objects with blood / body fluids, and in which the surfaces / objects likely to be soiled with blood / body fluids can be associated with the potential for transmission of Human Immunodeficiency Virus Type I (HIV-1)(associated with AIDS) or Hepatitis B Virus (HBV) or Hepatitis C Virus (HCV).

SPECIAL INSTRUCTIONS FOR CLEANING AND DECONTAMINATION AGAINST HIV-1 (AIDS VIRUS) OR HBV OR HCV ON SURFACES / OBJECTS SOILED WITH BLOOD / BODY FLUIDS:

Personal Protection: Specific barrier protection items to be worn when handling items soiled with blood or body fluids are disposable latex gloves, gowns, masks, and eye protection.

Cleaning Procedures: Blood and body fluids (containing HIV-1, HBV & HCV) must be thoroughly cleaned from hard, non-porous surfaces and objects before application of disinfectant.

Contact Time: Allow hard, non-porous surfaces to remain visibly wet for 2 minutes to kill HIV and 10 minutes for all organisms listed on the label.

Disposal of Infectious Materials: Blood and other body fluids, cleaning materials and clothing must be autoclaved and disposed of according to federal, state, and local regulations for infectious waste disposal.

(Note for reviewer: For labels that list medical premises and metal and / or stainless steel surfaces, one of the following statements must be used:)

This product is not to be used as a terminal sterilant / high level disinfectant on any surface or instrument that (1) is introduced directly into the human body, either into or in contact with the bloodstream or normally sterile areas of the body, or (2) contacts intact mucous membranes but which does not ordinarily penetrate the blood barrier or otherwise enter normally sterile areas of the body. This product may be used to pre-clean or decontaminate critical or semi-critical devices prior to sterilization or high-level disinfection.

(or)

This product is not for use on medical device surfaces.

FOR USE AS A DISINFECTANT (AND VIRUCIDE*) BY ELECTROSTATIC SPRAYING

Before use, remove bystanders and pets from the area to be treated. Wear an N95 filtering facepiece or half face respirator, eye protection, and gloves when spraying.

- 1) Pre-clean visibly soiled surfaces.
- 2) Fill the sprayer with a use solution of 0.5 oz. of this product per gal. of water.
- 3) Set the unit to produce [OR] Select a nozzle that will produce particles with a volume mean diameter (VMD) of $\geq 40\mu\text{m}$.
- 4) For units that allow the electrostatic spray function to be turned on or off, set the electrostatic spray function to ON.
- 5) Spray hard, non-porous surfaces from 6 – 18 inches away until thoroughly wet.
- 6) Allow surfaces to remain visibly wet for 10 minutes, reapplying if necessary. *(Note to reviewer: The following statement must be included if SARS-CoV-2 is listed on the label with a 2-minute contact time.):* A 10-minute contact time is necessary to kill SARS-CoV-2 when this product is applied by electrostatic spraying.
- 7) Allow spray to settle before reentering treated areas.
- 8) Wipe dry (with a clean cloth) or allow to air dry.

(Note to Reviewer: The following statement must accompany these directions if Canine Parvovirus or Rabies Virus is listed on the label. If only one of these viruses is listed, the other may be omitted from this statement.):

Note: These directions are not for control of Canine Parvovirus or Rabies Virus.

NON-FOOD CONTACT SANITIZING

PERFORMANCE: This product is an effective one-step sanitizer in 3 minutes at 0.5 oz. per gal. of 400 ppm hard water {(660 ppm active)} and 5% soil on hard, non-porous surfaces:

KENNELSOL HC
EPA REG. NO. 62472-2
(REVISION 09/25/2023)

Klebsiella pneumoniae {(ATCC 4352)}
Staphylococcus aureus {(ATCC 6538)}

NON-FOOD CONTACT SURFACE SANITIZING:

Pre-clean heavily soiled areas. Add 0.5 oz. of this product per gal. of water {(660 ppm active)} {(or equivalent use dilution)}. Apply solution to hard, non-porous surfaces with a sponge, brush, cloth, mop, {by immersion}, {auto scrubber}, {mechanical spray device}, {hand pump} {coarse} trigger spray device. For spray applications, spray 6-8 inches from surface. Do not breathe spray. Treated surfaces must remain visibly wet for 3 minutes. Prepare a fresh solution daily or when visibly dirty.

ULTRASONIC BATH SANITIZER DIRECTIONS:

Pre-clean heavily soiled areas. To use this product to sanitize hard, non-porous, noncritical objects compatible with cleaning units. Prepare a use solution of 0.5 oz. of this product per gal. of water {(or equivalent use dilution)} {(660 ppm active)} and pour directly into bath chamber. Place objects into unit and operate for a minimum of 3 minutes, {according to manufacturers' use directions}. Remove objects and rinse with {sterile} water. Allow to air dry. Prepare a fresh solution daily or when visibly dirty. Note: This product in its use solution is compatible with stainless steel, aluminum and most other hard, non-porous surfaces. Before product use, it is recommended that you apply product to a smaller test area to determine compatibility before proceeding with its use.

SANITIZATION OF HARD, NON-POROUS SURFACES ON PERSONAL PROTECTIVE EQUIPMENT {(RESPIRATORS)}:

Add 0.5 oz. of this product per gal. of water {(or equivalent use dilution)} {(660 ppm active)}. Gently mix for uniform solution. Apply solution to surfaces of the respirator with a sponge, brush, cloth, {by immersion}, {{mechanical spray device}, {{hand pump} {coarse}} trigger spray device. For spray applications, spray 6-8 inches from surface. Do not breathe spray. Thoroughly wet surfaces to be sanitized. Treated surfaces must remain visibly wet for 3 minutes. Remove excess solution from equipment prior to storage. Prepare a fresh solution daily or when visibly dirty.

{SHOE} {BOOT} {ENTRYWAY} {BATH} SANITIZER DIRECTIONS:

To prevent cross contamination between treated surfaces [{from} {area to area,} {in} {animal areas,} {entryways} {and} {the packaging and storage areas of food plants}], shoe baths containing one inch of freshly made sanitizing solution must be placed at all entrances to buildings, hatcheries and at all the entrances to the production and packaging rooms. Scrape waterproof shoes and place in a 0.5 - 1

(Note to reviewer: Language in { } or () is optional or interchangeable)

oz. solution of this product per gal. of water {(or equivalent use dilution)} {(660 - 1320 ppm active)} and allow to remain visibly wet for 3 minutes prior to entering area. Prepare a fresh solution daily or when visibly dirty.

FOR FOOT DIP OF WATER PROOF FOOTWEAR:

Use this product at 0.5 - 1 oz. per gal. of water {(or equivalent use dilution)} {(660 - 1320 ppm active)} in foot dip tray. Shoe baths must contain at least 1 inch of freshly made solution and be placed at the entrances to buildings. Scrape shoes and place in diluted solution. Allow to remain visibly wet for 3 minutes before entering building {or entryways}. Prepare a fresh solution daily or when visibly dirty.

SHOE FOAM DIRECTIONS:

To prevent cross contamination between treated surfaces [{from} {area to area,} {in} {animal areas,} {entryways,} {and} {the packaging and storage areas of food plants}], apply a foam layer approximately 0.5 to 2 inches thick made from a solution of 0.5 - 1 oz. of this product per gal. of water {(or equivalent use dilution)} {(660-1320 ppm active)} at all entrances to buildings, hatcheries, production and packaging rooms by using a foam generating machine or aerator to apply foam layer. Follow the foaming directions as specified by the manufacturer of the foam generator/aerator. Scrape waterproof shoes. [{Stand and/or walk through foamed area}] Allow to remain visibly wet for 3 minutes prior to entering area. Foam area must be washed and replaced daily or when it appears visibly dirty.

SHOE SPRAY SANITIZING DIRECTIONS:

For heavily soiled exterior surfaces of [{work boots} {shoes} {footwear}], [{scrape} {wipe}] with brush, sponge or cloth {or Neat Feet Clean Solution Welcome Mat} to remove excess [{filth} {dirt}].

1. Hold pre-mixed sanitizer solution of 0.5 oz. of this product per gal. of water 6-8 inches away from sole of {waterproof} [{work boot} {shoe} {footwear}].
2. Lightly spray sole to thoroughly wet entire surface.
3. Repeat procedure on other sole.
4. Treated surfaces must remain visibly wet for 3 minutes.
5. [{Allow to air dry} [{Wipe up} {Absorb} excess product {with clean cloth} {by stepping on Neat Feet Clean Shoe Solution Welcome Mat}]].

(For food processing or other facilities that have installed entryway sanitizing systems.)

ENTRYWAY SANITIZING SYSTEMS:

To prevent cross contamination between treated surfaces from area to area, set the system to deliver 0.5 - 1 oz. of this product per gal. of water {(or

equivalent use dilution)} {(660 - 1320 ppm active)} of sanitizing solution. The [{spray} {foam}] must cover the entire path of the doorway. Set the system so that a continuous wet blanket of sanitizer solution is delivered to the floor. Do not mix other foam additives with the sanitizing solution.

SANITIZER DIRECTIONS FOR HARD, NON-POROUS NON-FOOD CONTACT SURFACES IN ANIMAL PREMISES TO SANITIZE HOOF TRIMMING EQUIPMENT:

Prior to application, pre-clean hoof trimming equipment before and after use on each animal with detergent and warm water or compatible cleaner to remove soil using a pre-scrape, pre-flush, or when necessary, pre-soak followed by a potable water rinse. To sanitize, add 0.5 oz. of this product per gal. of water {(660 ppm active)} {(or equivalent use dilution)} and apply to hard, non-porous trimmer surfaces with a sponge, brush, cloth, {by immersion}, [{hand pump} {coarse}] trigger spray device. For spray applications, spray 6-8 inches from surface. Do not breathe spray. Treated surfaces must remain visibly wet for 3 minutes. Prepare a fresh solution daily or when visibly dirty.

FOR USE AS A GENERAL CLEANER AND DEODORIZER:

Apply use solution of 0.5 oz. of this product per gal. of water {(or equivalent use dilution)} to hard, non-porous surfaces. [{Rinse} {Wipe up excess liquid {with a paper towel}} {and} {or} {Allow to dry}]. Rinse with potable water after use on surfaces that come in contact with food. For heavy-duty use, [{add} {mix} {apply}] 1 oz. of this product per gal. of water to clean hard, non-porous surfaces.

FOGGING USE DIRECTIONS

FOGGING IN FOOD PREMISES
ALL SURFACES MUST BE CLEANED AND DISINFECTED IN ACCORDANCE WITH LABEL DIRECTIONS PRIOR TO FOGGING.

DIRECTIONS FOR CLEANING IN DAIRIES, BEVERAGE AND FOOD PROCESSING PLANTS USING FOGGING DEVICES:

Prior to fogging, food products and packaging material must be removed from the room or carefully protected. After disinfecting, fog desired areas using 1 quart per 1,000 cubic feet of room area with a solution containing 0.9 oz. of product per gal. of water (1,200 ppm active) (or equivalent use dilution). Wear a minimum of a NIOSH-approved filtering face piece respirator with any N, R, or P filter when mixing the use solution and pouring it into the fogging apparatus. Vacate the area of all personnel during fogging and for a minimum of 2 hours after

fogging and a minimum of 4 air exchanges (ACH) per hour in the facility. When fogging is complete, ventilate buildings and other closed spaces. All food contact surfaces must be sanitized with an EPA approved food contact sanitizer solution prior to use. All food contact surfaces must be thoroughly rinsed with potable water prior to sanitizing.

Note: The fog generated is irritating to the eyes, skin and mucous membranes. Under no circumstances must a room or building be entered by anyone within two hours of the actual fogging and a minimum of 4 air exchanges (ACH) per hour in the facility. If the building must be entered, then the individuals entering the building must wear a minimum of a NIOSH-approved filtering face piece respirator with any N, R, or P filter, goggles, long sleeves, gloves and long pants.

FOGGING IN POULTRY HOUSES

ALL SURFACES MUST BE CLEANED AND DISINFECTED IN ACCORDANCE WITH LABEL DIRECTIONS PRIOR TO FOGGING.

DIRECTIONS FOR CLEANING OF HATCHERY ROOMS USING FOGGING DEVICES: Remove all animals and feed from premises, vehicles and enclosures. Remove all litter and manure from floors, walls and surfaces of the room to be treated. Empty all troughs, racks and other feeding and watering appliances. Thoroughly clean surfaces with soap or detergent and rinse with water. Close room off so fog is confined to room to be treated. Mix 32 oz. of this product per gal. of water (or equivalent use dilution). Wear a minimum of a NIOSH-approved filtering face piece respirator with any N, R, or P filter when mixing the use solution and pouring it into the fogging apparatus. Insert the nozzle of the fogger through a suitable opening into the room. With the setting in maximum output, fog for one minute for each 4000 cubic feet of space in the room. Vacate the area of all personnel during fogging and for a minimum of 2 hours after fogging and a minimum of 4 air exchanges (ACH) per hour in the facility. When fogging is complete, ventilate buildings and other closed spaces. Do not house livestock animals or employ equipment until treatment has been absorbed or dried. Thoroughly clean all treated surfaces with soap or detergent and rinse with water.

CLEANING OF INCUBATORS AND HATCHERS USING FOGGING DEVICES: Only for treatment of setters and hatchers after poultry/chicks/eggs have been removed. Not for treatment of hatchers which contain chicks/eggs. Mix 9 oz. of this product per gal. of water (or equivalent use dilution). Wear a minimum of a NIOSH-approved filtering face piece respirator with any N, R, or P filter when mixing the use solution and pouring it into the fogging apparatus. Fog 3-8 oz. of this

solution into setters and hatchers immediately after transfer. Repeat daily in setters and every 12 hours in hatchers. Discontinue hatcher treatments at least 24 hours prior to pulling the hatch. Do not allow people to contact or breathe this fog. It is acceptable to fog setters and hatchers with a 0.7 oz. of this product per gal. of water solution {(or equivalent use dilution)} on an hourly or every other hour basis. If this is done, fog for 30-90 seconds once per hour or once every two hours. Vacate the area of all personnel during fogging and for a minimum of 2 hours after fogging and a minimum of 4 air exchanges (ACH) per hour in the facility. When fogging is complete, ventilate buildings and other closed spaces. Do not house livestock or employ equipment until treatment has been absorbed or dried. Thoroughly scrub all treated feed racks, mangers, troughs, automatic feeders, fountains and waterers, and other treated equipment with soap or detergent, and rinse with potable water before reuse.

(Note to Reviewer: The following statements must be used with either of the previous two (2) fogging directions for use.)

Note: The fog generated is irritating to the eyes, skin and mucous membranes. Under no circumstances must a room or building be entered by anyone within two hours of the actual fogging and a minimum of 4 air exchanges (ACH) per hour in the facility. If the building must be entered, then the individuals entering the building must wear a minimum of a NIOSH-approved filtering face piece respirator with any N, R, or P filter, goggles, gloves, long sleeves and long pants.

STORAGE AND DISPOSAL

(Note to reviewer: containers for household/residential use)

PESTICIDE STORAGE

Store in original container in areas inaccessible to children.

PESTICIDE DISPOSAL AND CONTAINER HANDLING

Nonrefillable container. Do not reuse or refill this container. Wrap container and put in trash or offer for recycling if available.

STORAGE AND DISPOSAL

(Note to reviewer: containers for commercial, industrial, and institutional use)

Do not contaminate water, food, or feed by storage or disposal.

PESTICIDE STORAGE

Store in original container in areas inaccessible to children. Open dumping is prohibited. Do not reuse empty container.

PESTICIDE DISPOSAL

Pesticide wastes are acutely hazardous. Improper disposal of excess pesticide, spray mixture, or rinsate is a violation of Federal law. If these wastes cannot be disposed of by use according to label instructions, contact your local State Pesticide or Environmental Control Agency, or the Hazardous Waste representative at the nearest EPA Regional Office for guidance.

CONTAINER HANDLING

(For containers 5 gallons or less):

(Plastic containers:) Nonrefillable container. Do not reuse or refill this container. Triple rinse container (or equivalent) promptly after emptying. Triple rinse as follows: Fill container ¼ full with water and recap. Shake 10 seconds. Drain for 10 seconds after the flow begins to drip. Follow Pesticide Disposal instructions for rinsate disposal. Repeat procedure two more times. Then offer for recycling if available or puncture and dispose of in a sanitary landfill, or by incineration, or, if allowed by state and local authorities, by burning. If burned, stay out of smoke.

(For containers greater than 5 gallons):

(Plastic containers:) Nonrefillable container. Do not reuse or refill this container. Triple rinse container (or equivalent) promptly after emptying. Triple rinse as follows: Empty remaining contents into application equipment or a mix tank. Fill the container ¼ full with water. Replace and tighten closures. Tip container on its side and roll it back and forth, ensuring at least one complete revolution, for 30 seconds. Stand the container on its end and tip it back and forth several times. Turn the container over onto its other end and tip it back and forth several times. Empty the rinsate into application equipment or a mix tank. Follow Pesticide Disposal instructions for rinsate disposal. Repeat this procedure two more times. Then offer for recycling if available or puncture and dispose of in a sanitary landfill, or by incineration, or, if allowed by state and local authorities, by burning. If burned, stay out of smoke.

KennelSol HC Mixing Chart

Dilution: 1:256 (660 ppm quat)

½ ounce per gallon of water

1 ounce per 2 gallons of water

2 ounces per 4 gallons of water

2 ½ ounces per 5 gallons of water

4 ounces per 8 gallons of water

**For Canine Parvovirus and Rabies Virus

**Dilution: 1:64 (2970 ppm quat)

**2.25 ounces per gallon of water

**4.5 ounces per 2 gallons of water

**11.25 ounces per 5 gallons of water

Claims Against Emerging Viral Pathogens

This product qualifies for emerging viral pathogen claims per the EPA's "Guidance to Registrants: Process for Making Claims Against Emerging Viral Pathogens not on EPA-Registered Disinfectant Labels" when used in accordance with the appropriate use directions indicated below.

This product meets the criteria to make claims against certain emerging viral pathogens from the following viral category[ies]:

- Enveloped Viruses
- Large Non-Enveloped Viruses
- Small Non-Enveloped Viruses

For an emerging viral pathogen that is a/an...	...follow the directions for use for the following organisms on the label:
Enveloped virus	Feline Picornavirus
Large, non-enveloped virus	Feline Picornavirus
Small, non-enveloped virus	Canine parvovirus

(Acceptable claim language:)

[Product Name] has demonstrated effectiveness against viruses similar to [name of emerging virus] on hard, non-porous surfaces. Therefore, [product name] can be used against [name of emerging virus] when used in accordance with the directions for use against Feline Picornavirus and Canine Parvovirus on hard, non-porous surfaces. Refer to the [CDC or OIE] website at [pathogen-specific website address] for additional information.

[Name of illness/outbreak] is caused by [name of emerging virus]. [Product Name] kills similar viruses and therefore can be used against [name of emerging virus] when used in accordance with the directions for use against Feline Picornavirus and Canine Parvovirus on hard, non-porous surfaces.

Refer to the [CDC or OIE] website at [pathogen-specific website address] for additional information.

OPTIONAL MARKETING STATEMENTS

For use in: Kennels, pet shops, veterinary clinics, animal life science laboratories, breeding establishments, grooming establishments, schools, colleges, federally inspected meat and poultry plants, equine farms, tack shops, zoos, poultry farms, turkey farms, dairy farms, hog farms, and households. Disinfects, cleans, and deodorizes the following hard nonporous non-food contact inanimate surfaces: floors, walls, non-medical metal surfaces, non-medical stainless steel surfaces, glazed porcelain, plastic surfaces (such as polypropylene, polystyrene, etc.).

Recommended for use in: Federally inspected meat and poultry plants as a disinfectant agent for use in all departments. Food products and packaging materials must be removed from the room or carefully protected. Use product in accordance with its label. All surfaces must be thoroughly rinsed with potable water.

Cleans, disinfects, and deodorizes hard, non-porous surfaces (in one step) (leaving surfaces smelling clean and fresh) when used according to disinfection direction for use.

Cleans and disinfects non-medical (i.e. industrial and firefighting) respirators in industrial, commercial and institutional premises.

(Product) (This product) (Product Name) can (also) be applied through (electrostatic sprayers), (foaming apparatus), (and) (low-pressure sprayers). Follow manufacturers' instructions when using this equipment.

Cleans, sanitizes and disinfects hard non-porous surfaces of personal protective safety equipment, protective headgear, athletic helmets, wrestling/boxing headgear, athletic shoe soles, hard hats, headphones, half mask respirators, full face breathing apparatus, gas masks, goggles, spectacles, face shields, hearing protectors and ear muffs. Rinse all equipment that comes in prolonged contact with skin before reuse with clean warm water {about 120°F}, and allow to air dry. (Precaution: Cleaning at 120°F temperature will avoid overheating and distortion of the personal safety equipment that would necessitate replacement.)

Cleans, sanitizes and disinfectants hard, non-porous ambulance and emergency vehicle equipment.

Effective in hard water up to 400 ppm hardness {calculated as Ca CO₃} in the presence of 5% soil.

Has been formulated to aid in the reduction of cross-contamination between treated hard, non-porous surfaces not only in hospitals, but also in schools, institutions and industry.

One-step (hospital-use) germicidal (disinfectant) cleaner and deodorant designed for general cleaning, (and) disinfecting, hard, non-porous non-food contact surfaces when used according to disinfection directions for use.

Proven one-step disinfectant, cleaner, fungicide, mildewstat, and virucide* when used according to disinfection directions for use.

For use in federally inspected meat and poultry plants on all hard, non-porous surfaces in inedible product processing areas, non-processing areas and/or exterior areas, federally inspected meat and poultry plants as a floor and wall cleaner for use in all departments, and federally inspected meat and poultry plants as a disinfectant agent for use in all departments.

Versatile disinfectant for veterinarian, veterinary practice, animal care, animal laboratory, and agricultural and farm premise applications.

Meets surface disinfection recommendations from OSHA Bloodborne Pathogen Standard for HIV, HBV and HCV.

Is designed to provide both general cleaning and disinfection for larger areas such as operating rooms and patient care facilities.

Effective against Canine Parvovirus** and Rabies Virus**.

Effective bactericide, virucide*, and fungicide (in the presence of organic soil) (5% blood serum) and 400ppm hard water.

(Kills) (Eliminates 99.9% of) SARS-Related Coronavirus 2 (SARS-CoV-2) (USA-WA1/2020) (causative agent of COVID-19) (the COVID-19 virus) (on hard, non-porous surfaces).

Effective against SARS-Related Coronavirus 2 (SARS-CoV-2) (USA-WA1/2020) (in 2 minutes) (on hard, non-porous surfaces).

Disinfects hard, non-porous (non-food contact) surfaces by killing (99.9% of) SARS-Related Coronavirus 2 (SARS-CoV-2) (USA-WA1/2020) (in one step). {Note to Reviewer: if “in one step” is used, “non-food contact” must also be used.}

Kills (99.9% of) SARS-CoV-2, the COVID-19 virus, (on hard, non-porous surfaces).

(Kills) (Effective against) the COVID-19 virus (on hard, non-porous surfaces).

Effective against SARS-CoV-2 virus (agent of the respiratory illnesses COVID-19) (responsible for COVID-19) (on hard, non-porous surfaces).

Kills SARS-CoV-2 (virus) (COVID-19 virus) (on hard, non-porous surfaces).

Effective against 2019 SARS-CoV-2 (COVID-19 virus) (on hard, non-porous surfaces).

Kills SARS-CoV-2 virus (on hard, non-porous surfaces).

This product is a broad-spectrum, hard non-porous surface disinfectant that has been shown to be effective against SARS-CoV-2 (COVID-19 virus).

SANITIZATION MARKETING CLAIMS

This product is an effective sanitizer {in the presence of {{soils} {5% serum contamination}} on hard, non-porous non-food contact surfaces.

Is a hard, non-porous non-food contact surface sanitizer.

Is [{for use as a} {an effective one-step}] sanitizer {and cleaner} on hard, non-porous non-food contact surfaces {(660 ppm active)}.

Meets efficacy standards for hard non-porous, non-food contact surface sanitizers.

Is an effective disinfectant/non-food contact sanitizer {in the presence of 5% serum contamination}.

Sanitizes non-food contact hard, non-porous kitchen surfaces {bathroom surfaces and floors}.


[QR Code] (Note to reviewer – QR code will link to copy of the EPA stamped accepted label)

(Made) (and) (Printed) in (the) U.S.A.

UPC Code]

[Scan (the)(this) QR Code for the full KennelSol HC (Product Name) EPA Registered Label (at [omegavets.com/kennelsol-hc-epa](https://www.omegavets.com/kennelsol-hc-epa))]


OPTIONAL IMAGES, GRAPHICS, LOGOS




Note to Reviewer: QR code will link to copy of EPA Stamped Accepted Label @ <https://www.omegavets.com/kennelsol-hc-epa>



(Note to Reviewer: The following statement, “This product is not to be used on animals/pets.” will appear on the commercial container when the logo is used.)



(Note to Reviewer: The following statement, “This product is not to be used on animals/pets.” will appear on the commercial container when the logo is used.)



OPTIONAL IMAGES, GRAPHICS, LOGOS

