

**ENTRY
TO
EXIT**

**One
Stop
Solution
Provider**

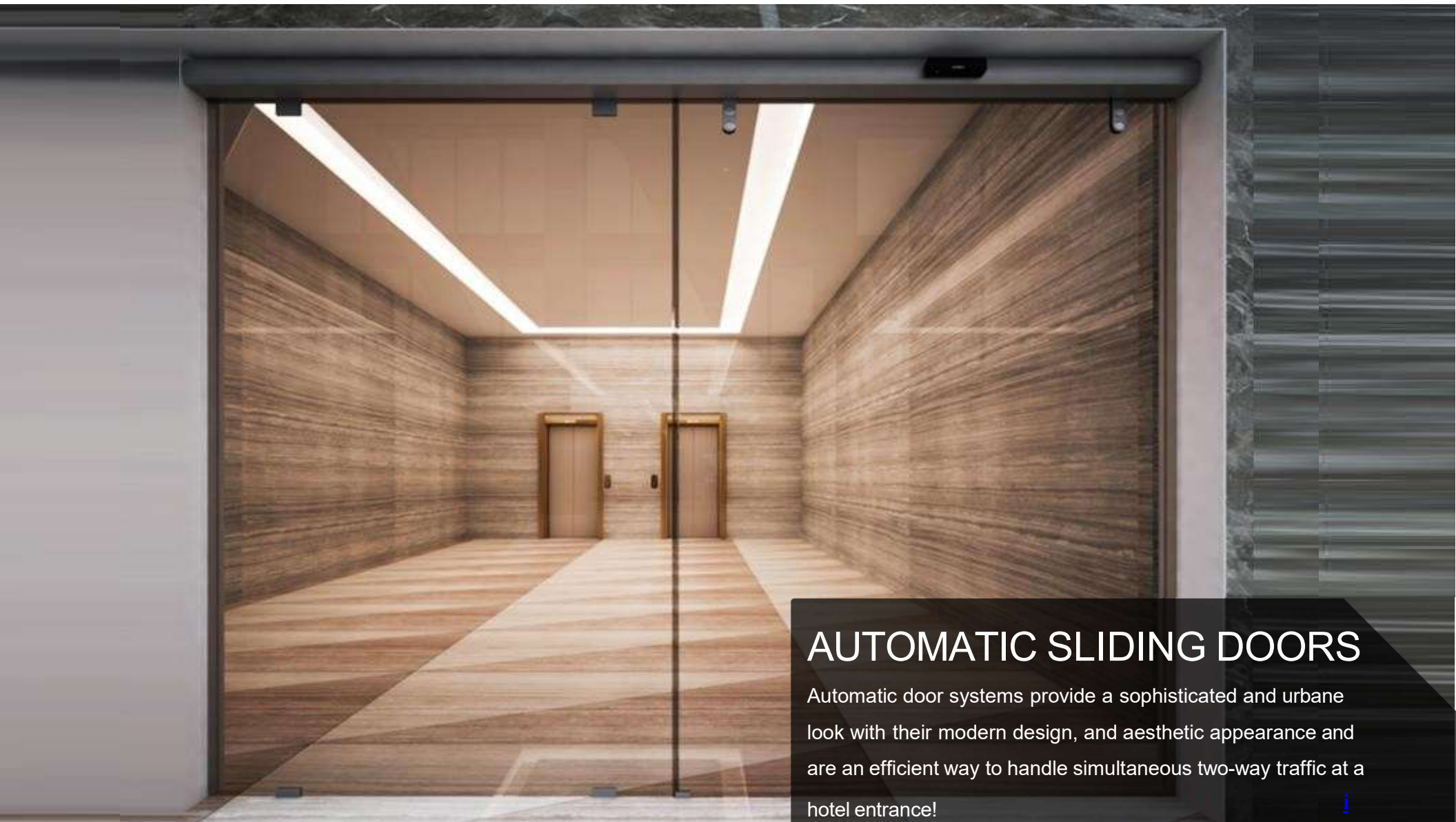


**MANISH SHARMA
9023988066**

1. HOTEL ENTRANCE

AUTOMATIC DOOR SYSTEMS | FLOOR SPRINGS & PATCH
FITTINGS FOR GLASS DOORS | FOOT PANEL PLATE | SURFACES |





AUTOMATIC SLIDING DOORS

Automatic door systems provide a sophisticated and urbane look with their modern design, and aesthetic appearance and are an efficient way to handle simultaneous two-way traffic at a hotel entrance!



S200



M200

AUTOMATIC SWING DOORS

The Automatic Swing Door Systems, offer relatively simple yet highly sustainable means to enhance the performance and accessibility of entrance – exit points especially of places where maximum opening area is desired



AUTOMATIC REVOLVING DOORS

Automatic Revolving Doors make it easier for guests to enter and exit the hotel without the need to physically open/close the doors

FLOOR SPRINGS & PATCH FITTINGS FOR GLASS DOORS


For hotel glass doors, you need hardware which is inherently strong as well as aesthetically appealing. Combining these two qualities, Häfele gives you the best of both worlds with its Range of Floor Springs and Patch Fittings that include fittings for varying door widths and weight bearing capacities.



2. RECEPTION AREA

PROLOCK: ELEVATOR CONTROL SYSTEM | RETROFIT GLASS PARTITION
CLAMPS | SURFACES |






PROLOCK- ELEVATOR CONTROL SYSTEM

To manage and grant specific guest/ admin access: -

- By floor: private and public floor
- By time range within the day
- By day of week (weekends/workday)

RETROFIT GLASS PARTITION CLAMPS

A fitting for the reception area that has become even more crucial in the current situation, considering the safety and hygiene when facing the customer



3. ROOM ENTRANCE


DIALOCK ELECTRONIC ACCESS CONTROL SYSTEM | PROLOCK |
ARCHITECTURAL DOOR HARDWARE





DIALOCK

A touchless key card convenience for guests and staff. Guest room doors, hotel entrances, and even elevators can be operated with ease with a single key. The key can also be interfaced with the booking system for use in the restaurant, the parking area and the spa area.

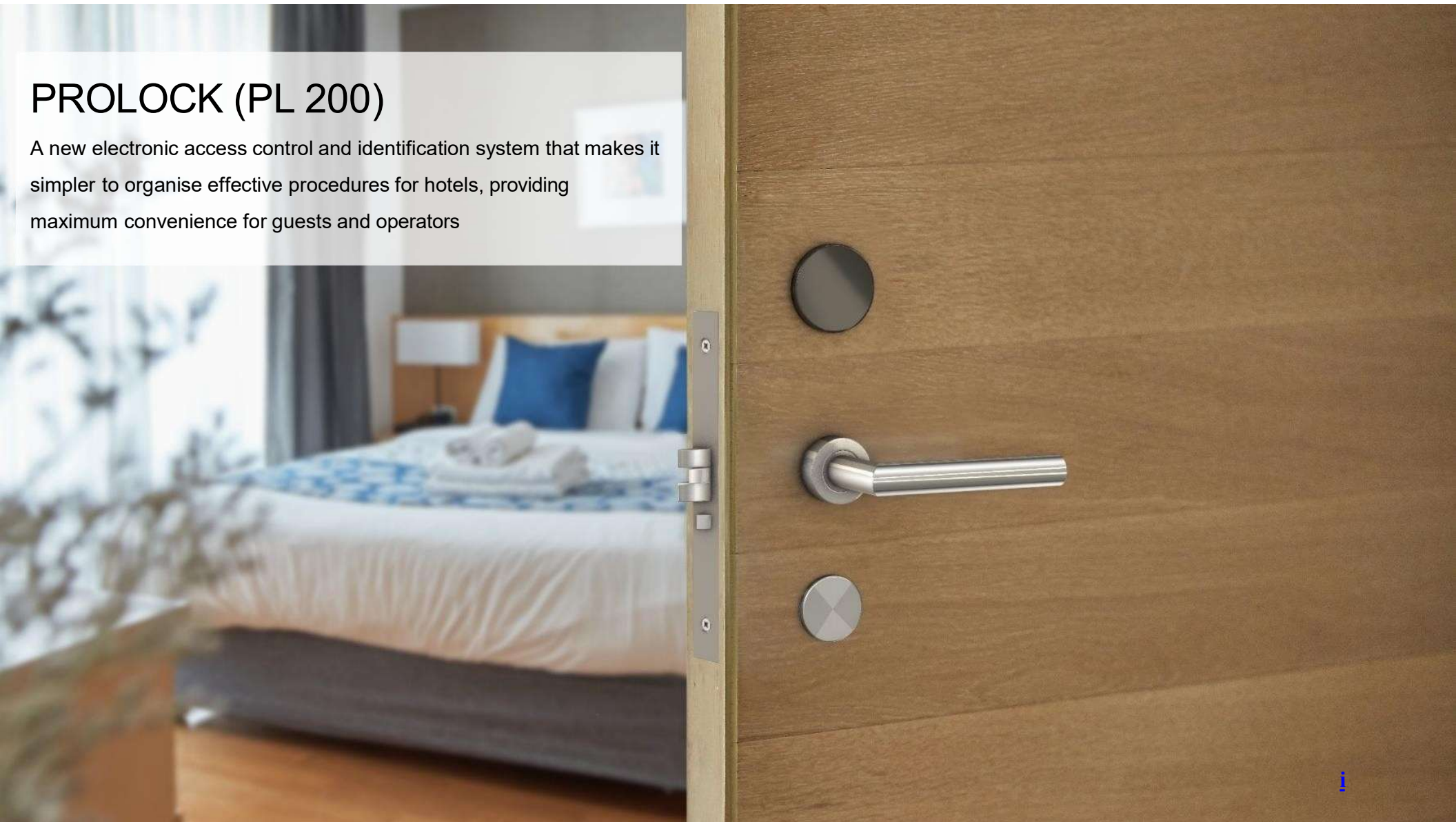


DIALOCK

- ✓ On entering the room, the Dialock key is inserted into the energy-saving terminal and the power circuit is activated
 - ✓ Suitable for activating electrical loads in guest rooms such as lighting, TV, sockets, air conditioning
-

PROLOCK (PL 200)

A new electronic access control and identification system that makes it simpler to organise effective procedures for hotels, providing maximum convenience for guests and operators



PROLOCK (PL 50)

✓ The Prolock PL 50, brings to you a classic design loaded with technologically advanced features that ensure effortless operations.

✓ Economically priced, this lock is the go-to product, if you are looking for an elegant amalgamation of form and function.





MASTER KEY SYSTEMS

A comprehensive locking system to safeguard or limit the access to particular areas of the hotel premises





DESIGNER LEVER HANDLES

Your hotel requires the most exclusive solutions; for a personal and unique experience to your guests, Hafele offers you the most extensive and exclusive designer handles.



DOOR CLOSERS

Door control devices offer unhindered appearance to the door and provide self- closing doors in restricted spaces, in addition to maintaining the door's sound insulation properties

AVAILABLE FINISHES



DOOR FITTINGS

Door fittings that provide true functionality to any door application

AVAILABLE FINISHES



4. LIVING & WORKING AREA

SLIDING DOORS | FOLDAWAY BEDS | FURNITURE HANDLES | KETTLE | PEDAL BINS |
IRONING BOARD & TV LIFT





SLIDING DOORS

Sliding solutions for interior partitions that move quietly and easily - a comfort that guests expect



SLIDING DOORS

With sliding solutions, guest rooms can be put to their best use whether that's providing more flow, more space, more storage or more individuality



FURNITURE HANDLES & KNOBS

Opening solutions for cabinets, flaps, drawers and more

HAFELE KETTLE

For the connoisseurs of coffee and herbal teas, we have the electric kettle that not only looks impressive but is also extremely quick and efficient





Stainless Steel



Passion Red



White




Platinum

Options available in 5L & 12L

HAFELE PEDAL BINS

Durable, dependable waste management solutions that are not only out of sight but always close at hand for convenience, essential for keeping every room tidy and clean



HAFELE IRONING BOARD & TV LIFT

5. STORAGE SOLUTIONS

MULTI-FUNCTIONAL INSIDE | MINI BARS | WARDROBE SLIDING SYSTEMS |
WARDROBE ACCESSORIES



MULTI-FUNCTIONAL INSIDE

Innovative and interesting storage solutions for guests to store their belongings





MINI BAR

Mini bars are extremely efficient and make life on the go easy for all hotel guests



WARDROBE SLIDING SYSTEMS

- ✓ Our wardrobe designs with beautiful finishes keep the room clutter-free by stacking guests' essentials and accessories, while also adding a touch of luxury to your hotel room
- ✓ It is easily operable, technologically advanced, and aesthetically appealing

6. BATHROOM SOLUTIONS

SHOWER ENCLOSURES | SHOWER DOOR FITTINGS | DOOR HANDLES | BATH FITTINGS
| BATHROOM ACCESSORIES | SURFACES





SHOWER ENCLOSURES

Häfele now offers you the choice to install customised shower enclosures in bathrooms that meet your specific needs or requirements



SHOWER DOOR FITTINGS

Stylish, innovative decorative hardware that provides a high aesthetic solution



BATHROOM DOOR HANDLES

Sturdy and trendy handles
to match the door fittings




SURFACES

Dekton's exclusive finishes and large format make it the ideal solution for beautiful & functional hotel bathrooms

7. MOVABLE WALLS & PIVOT DOORS

PARTITIONS THAT CAN INCREASE THE FUNCTIONALITY OF AN OPEN AREA



MOVABLE WALLS

A flexible solution for every space. For Instance, a banquet hall or a convention centre in a hotel can double up with a movable wall partition to accommodate two functions or conferences simultaneously.

MOVABLE WALLS

- ✓ To create more number of functional areas within the available space
- ✓ Crafted to provide a high degree of sound isolation between adjacent rooms





reddot award 2019
winner



PIVOT DOOR SYSTEMS

Large size pivot door systems for hotels, creating unique openings with large panels and clear sightlines

8. BOH AREA (BACK OF THE HOUSE)

PULL HANDLES | PANIC EXIT DEVICE





PULL HANDLES

Offer a stronger and firmer grip to the doors along with an aesthetic and sophisticated look

PANIC EXIT DEVICE

Hafele offers its range of approved fire-rated door controllers, panic exit devices, hinges and door sealing systems that suit small to large heavy fire safety doors and have the strength to work in the event of an emergency



OUR COMPLETED PROJECTS...TO NAME A FEW



BABATPUR AIRPORT, VARANASI



**RAMADA RAMNAGAR,
VARANASI**



**NETRODAYA EYE
HOSPITAL, VARANASI**



**R J SHANKARA EYE
HOSPITAL, VARANASI**



**HOTEL FERN RESIDENCY,
SARNATH, VARANASI**



**HOTEL FOUR LEAF ARJUNA
MANOR, VARANASI**

OUR COMPLETED PROJECTS...TO NAME A FEW



**HOTEL BALAJI PALACE,
KASHI**



**BHOLA RESORT, SARAON,
PRAYAGRAJ**



**HOTEL ARJUNDEV SINGH
ROBERTSGANJ**



**HOTEL THE GOLDEN TREE
JAUNPUR**




**HOTEL IRA BY ORCHID
AYODHYA**



**HOTEL THE PUSPAK INN
AYODHYA**

OUR COMPLETED PROJECTS...TO NAME A FEW



HOTEL CASTILLO, VARANASI

**HOTEL DOUBLE TREE BY HILTON,
VARANASI**





MANISH SHARMA
9023988066