



Nimbus

ELEVATORS

Elevating Lifestyle!



Elevating Lifestyle!

At **Nimbus Elevators**, we deliver cutting-edge, safe, and sustainable elevator solutions for residential, commercial, and industrial spaces across Maharashtra. With modern engineering and a focus on customer satisfaction, we aim to redefine vertical transportation. Partner with us to elevate your spaces and enhance mobility with unmatched quality and service.

PRODUCT PORTFOLIO

At **Nimbus Elevators**, we offer customized solutions, from budget-friendly eco models to premium designs, including passenger, hospital, pet-friendly, and glass elevators. Combining innovation, efficiency, and aesthetics, we deliver smart and sustainable mobility across India.

Next-Gen Intelligent Elevators, Powered by German Technology and Operable Without Internet or SIM, Seamlessly Controlled via a Mobile App and Integrated with Nimbus Operating System.



SUITABLE AREAS:

- Residential Homes and Villas
- Office Buildings
- Shopping Malls
- Hotels, Resorts, and Banquets
- Cultural Centers and Gyms
- Railway/Metro Stations
- Airports

FEATURES:

- **Eco-Friendly:** Sustainable materials and energy-efficient systems.
- **Smooth Operation:** Jerk-free, noise-free ride for comfort with safety.
- **Durable Design:** High-quality materials for long-lasting performance.
- **Innovative Technology:** Cutting-edge solutions for seamless functionality.
- **Mobile App:** Ground/Any lift call with lifetime wireless technology – (Patented) First time in India!
- **MP3 Announcement:** Clear audio integrated with Nimbus OS.
- **Advanced Safety:** Modern safety mechanisms for secure operation.
- **Reliable Performance:** Consistently dependable with minimal downtime.
- **Customizable Solutions & Aesthetic Appeal:** Tailored designs with sleek, modern aesthetics to match any architectural style.




+91 97-435 96-435

info@nimbusempire.com

Gat No 183, Bargewasti, Chimbli, Pune- 412105

www.nimbusempire.com






M.S Powder Coated



S.S Hairline




S.S Rose Gold



S.S Bronze



Black Titanium



Laminated Wooden

Explore Our Complete Gallery on Our Website, Right at Your Fingertips!

+91 97-435 96-435

info@nimbusempire.com

Gat No 183, Bargewasti, Chimbli, Pune- 412105

www.nimbusempire.com



**M. S Powder Coated
Telescopic Manual Door**



**S. S Telescopic Open
Small Vision Auto Door**



**S. S Center Open
Half Vision Auto Door**



**M. S Powder Coated
Center Open Auto Door**



**S. S Rose Gold C/Open
Full Vision Auto Door**



**S. S (Wooden ACP) TS/Open
Full Vision Auto Door**

Explore Our Complete Gallery on Our Website, Right at Your Fingertips!

+91 97-435 96-435

info@nimbusempire.com

Gat No 183, Bargewasti, Chimbli, Pune- 412105

www.nimbusempire.com

- Hygienic Operation: Eliminates physical contact for safer usage.
- Advanced Sensors: Responds accurately to touchless commands for seamless control.
- Modern Design: Sleek, innovative interface for a futuristic experience.
- Energy Efficient: Optimized technology for low power consumption.
- Enhanced Safety: Reduces contamination risks while ensuring reliable functionality.
- Dedicated Mobile App: introducing patented **German technology!** Ground/Any lift call with lifetime wireless support.

*(No internet or SIM required)

Next-Gen Intelligent Elevators!
Integrated seamlessly with Nimbus OS.

How it works?



1. Install/Open: Install and launch the app.

2. Connect: Link to the elevator system.



3. Call: Request the elevator with a tap.



Car Operating Panel Dot Matrix Display



Touch/Touchless Type LOP-COP

+91 97-435 96-435

info@nimbusempire.com

Gat No 183, Bargewasti, Chimbli, Pune- 412105

www.nimbusempire.com




Buttons Type LOP-COP

+91 97-435 96-435

info@nimbusempire.com

Gat No 183, Bargewasti, Chimbli, Pune- 412105

www.nimbusempire.com



FLOOR MATES

+91 97-435 96-435

info@nimbusempire.com

Gat No 183, Bargewasti, Chimbli, Pune- 412105

www.nimbusempire.com



Automatic Rescue Device (ARD)/UPS

- Power Backup: Uninterrupted operation during outages.
- Rescue Function: Safely moves elevator to the nearest floor.
- Compact & Reliable: Space-saving design with long-lasting, low-maintenance batteries.
- Enhanced Safety: Prevents entrapment in emergencies.

ARD/UPS

+91 97-435 96-435


info@nimbusempire.com

Gat No 183, Bargewasti, Chimbli, Pune- 412105

www.nimbusempire.com

Montanari Geared Motor

- **Reliable:** Smooth, efficient performance.
- **Compact:** Space-saving design.
- **Durable:** Long-lasting build.
- **Efficient:** Low power use.
- **Quiet:** Noise-free operation.



Montanari Belt Gearless Motor

- **Gearless:** Smooth, efficient operation.
- **Belt Drive:** Enhanced durability and performance.
- **Compact:** Space-saving design.
- **Energy Efficient:** Low power consumption.
- **Quiet:** Silent and comfortable ride.



Tectronics Gearless Motor

- **Gearless Design:** Smooth and efficient operation.
- **Compact Build:** Space-saving and modern.
- **Energy Efficient:** Reduces power usage.
- **Durable:** Reliable for long-term performance.
- **Quiet Operation:** Noise-free for user comfort.



Tectronics Gearless Motor

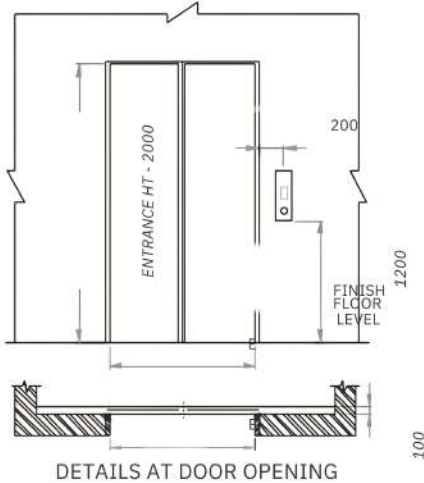
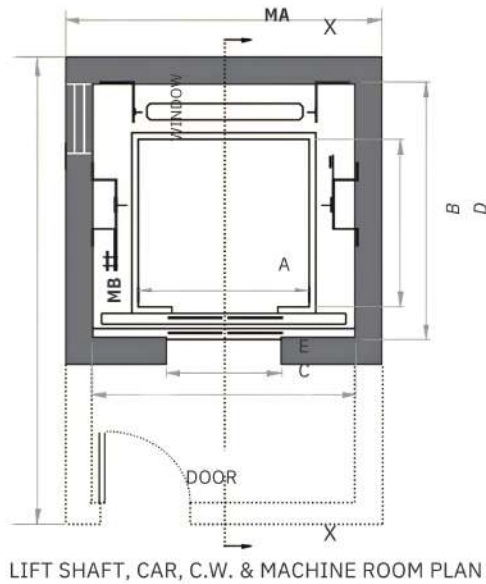
- **High Efficiency:** Smooth, gearless operation.
- **Compact Design:** Space-saving and versatile.
- **Energy Saving:** Low power consumption.
- **Robust Build:** Durable and reliable performance.
- **Silent Operation:** Noise-free for enhanced comfort.



- **Wide Speed Range.**
- **Two-Way Functionality:** Ensures safety in both directions.
- **High Reliability:** Accurate and consistent performance.
- **Enhanced Safety:** Prevents overspeed risks, ensuring passenger protection.



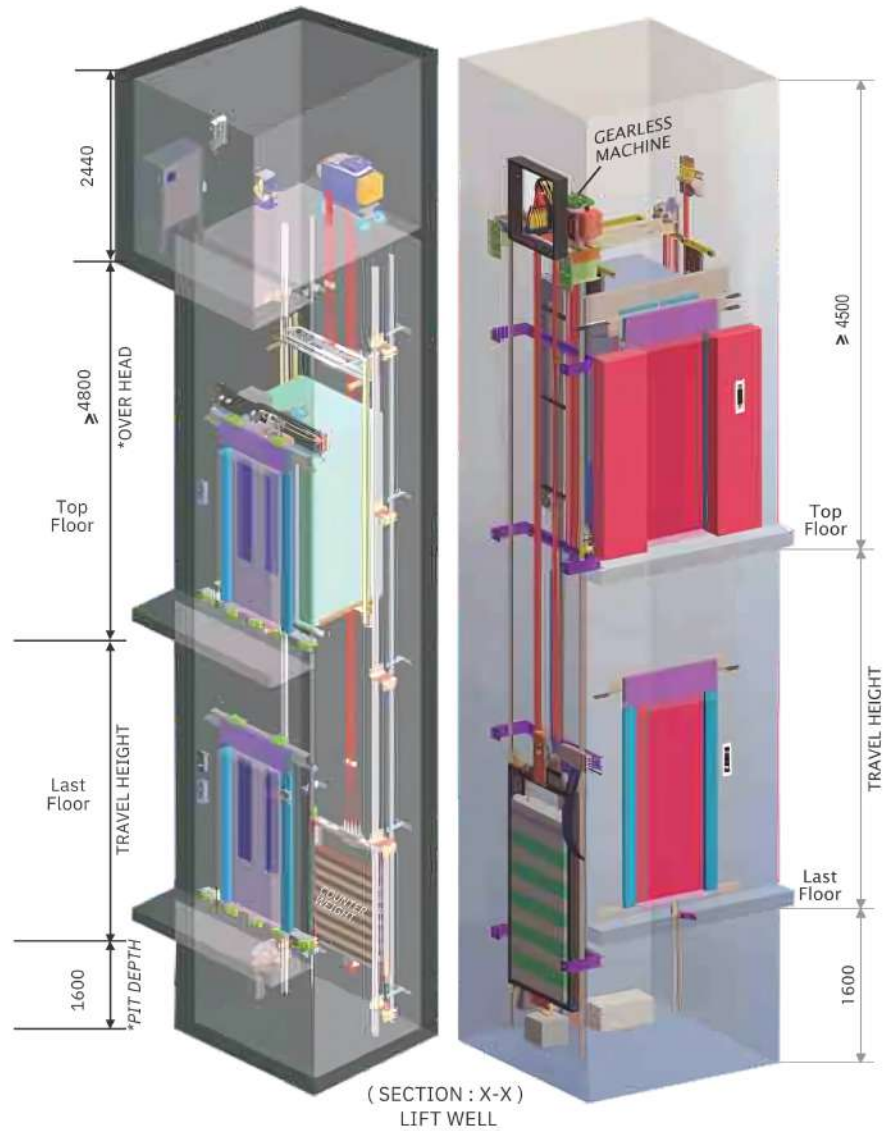
Over Speed Governor (OSG)



Automatic Doors-Passenger Lifts

MACHINE ROOM TYPE

MACHINE ROOM LESS TYPE



Automatic Center Opening Doors -Passenger Lifts

No. of Persons	Rated Capacity	Speed	Entrance Width	Car Size (A x B)	Hoist way Dimensions	PIT	Machine Room
	KG	M/S	E	A x B	C x D		MA x MB
4	272	1.00				1600	
5	340	>1.50<1.75	700	1100 X 1000	1600 X 1600	1800	2400 X 3300
6	408	2.5				2500	
8	544	1.00				1600	
		>1.50<1.75	800	1300 X 1100	1750 X 1725	1800	2500 X 3500
		2.5				2500	
10	680	1.00				1600	
		>1.50<1.75	800	1300 X 1350	1750 X 1950	1800	2500 X 3500
		2.5				2500	
13	884	1.00				1600	
		>1.50<1.75	900	1500 X 1470	2175 X 1900	1800	3000 X 3600
		2.5				2500	
16	1088	1.00				1600	
		>1.50<1.75	1000	1700 X 1530	2325 X 1900	1800	3000 X 3600
		2.5				2500	
20	1360	1.00				1600	
		>1.50<1.75	1000	1900 X 1580	2375 X 2000	1800	3000 X 4000
		2.5				2500	
26	1768	1.00				1600	
		>1.50<1.75	1200	1850 X 2080	2450 X 2000	1800	3000 X 4000
		2.5				2500	

Automatic Telescopic Doors -Passenger Lifts

No. of Persons	Rated Capacity	Speed	Entrance Width	Car Size (A x B)	Hoist way Dimensions	PIT	Machine Room
	KG	M/S	E	A x B	C x D		MA x MB
4	272	1.00				1600	
5	340	>1.50<1.75	700	970 X 1150	1400 X 1800	1800	2400 X 3300
6	408	2.5				2500	
8	544	1.00				1600	
		>1.50<1.75	800	1100 X 1300	1525 X 1950	1800	2500 X 3500
		2.5				2500	
10	680	1.00				1600	
		>1.50<1.75	800	1190 X 1475	1600 X 2125	1800	2500 X 3500
		2.5				2500	
13	884	1.00				1600	
		>1.50<1.75	900	1200 X 1840	1875 X 2300	1800	3000 X 3600
		2.5				2500	
16	1088	1.00				1600	
		>1.50<1.75	1000	1300 X 2000	1950 X 2300	1800	3000 X 3600
		2.5				2500	
20	1360	1.00				1600	
		>1.50<1.75	1000	1500 X 2000	2000 X 2300	1800	3000 X 4000
		2.5				2500	
26	1768	1.00				1600	
		>1.50<1.75	1200	1700 X 2000	2175 X 2450	1800	3000 X 4000
		2.5				2500	

All Dimensions are in mm

Wheelchair Lift Shaft Dimensions

Load		Car Inside		Lift Shaft		Entrance
PERSONS	KG	A	B	C	D	E
8	544	1100	1300	1900	2000	800
16	1088	2000	1300	2500	2100	900
						1000

Notes:

- The minimum dimensions are shown in the table above. Allowances should be considered for sloping hoist ways.
- The above dimensions are based on both automatic telescopic and center-opening door arrangements.
- If standard, non-standard capacities and dimensions are required, please consult Nimbus.
- For any dimensions differing from the ones mentioned above, the drawings and plans will change accordingly.
- All lift dimensions mentioned above are subject to approval by the Lift Statutory Government Department.

THANK YOU

At Nimbus Elevators, we are excited about the future, aiming to become a leader in innovative, safe, and sustainable elevator solutions. We thank our dedicated team for their hard work and commitment, which is the cornerstone of our success. To our partners and clients, your continued support drives us toward greater achievements. Together, we'll build a future of growth and excellence.

Address

Gat No. 183, Opp. ZP Primary School, Bargewasti, Chimbali, Pune, Maharashtra 412105

Contact

97-435 96-435 | 7798 27 2828

Website

www.nimbusempire.com

Write Us

info@nimbusempire.com

 **Have Questions?**
Connect on WhatsApp

