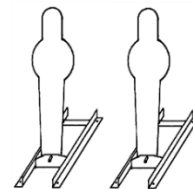
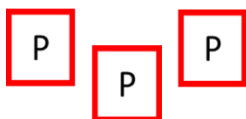


STAGE 1 – CWBY

May 2025 Bay C



(P)



(R)



(S)

GUNS & AMMO: CWBY

PISTOL – 10

RIFLE – 10

SHOTGUN – 2+

- ALL FIREARMS WITH HAMMER DOWN ON EMPTY CHAMBER

SHOOTING SEQUENCE: SHOOTER'S CHOICE, **P-R-S** or **S-R-P**

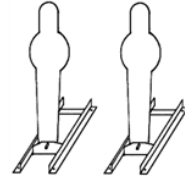
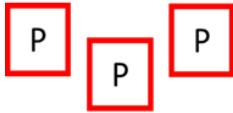
RIFLE & SG ON CENTER TABLE IF STARTING W PISTOL. SG AT CWBY PORTARMS IF STARTING W SG AT RIGHT BARREL.

STARTING POSITION: SHOOTER STARTS BEHIND LEFT BARREL (**HANDS AT SIDES**). OR AT RIGHT BARREL, SG AT CWBY PORTARMS.

ATB: SHOOT THE PISTOL TARGETS IN A Outside 4 shots, Middle 1 shot, other OUTSIDE 4 shots, Middle 1 shot (4, 1, 4, 1) STARTING FROM EITHER END. HOLSTER PISTOLS. MOVE TO TABLE PICK UP RIFLE AND SHOOT RIFLE TARGETS SAME AS PISTOL, (STARTING L OR R). **MRS.** PICK UP SG AND MOVE TO RIGHT BARREL. SHOOT THE TWO SG KNC DWN. IF STARTING W SG, MAKE SG SAFE ON CENTER TABLE.

Targets: 3 SQ RIFLE, 3 SQ PISTOL, 2 SG KNC DWN

STAGE 1 – WB



(P)



(R)



(S)

GUNS & AMMO: WB

PISTOL – 10 (2 MAGS OF 5)

RIFLE – 10

SHOTGUN – 2

- ALL FIREARMS WITH HAMMER DOWN ON EMPTY CHAMBER

SHOOTING SEQUENCE: SHOOTER'S CHOICE, **P-R-S** or **S-R-P**

RIFLE & SG ON CENTER TABLE IF STARTING W PISTOL. SG AT CWBY PORTARMS IF STARTING W SG AT RIGHT BARREL.

STARTING POSITION: SHOOTER STARTS BEHIND LEFT BARREL (**HANDS AT SIDES**). OR AT RIGHT BARREL, SG AT CWBY PORTARMS.

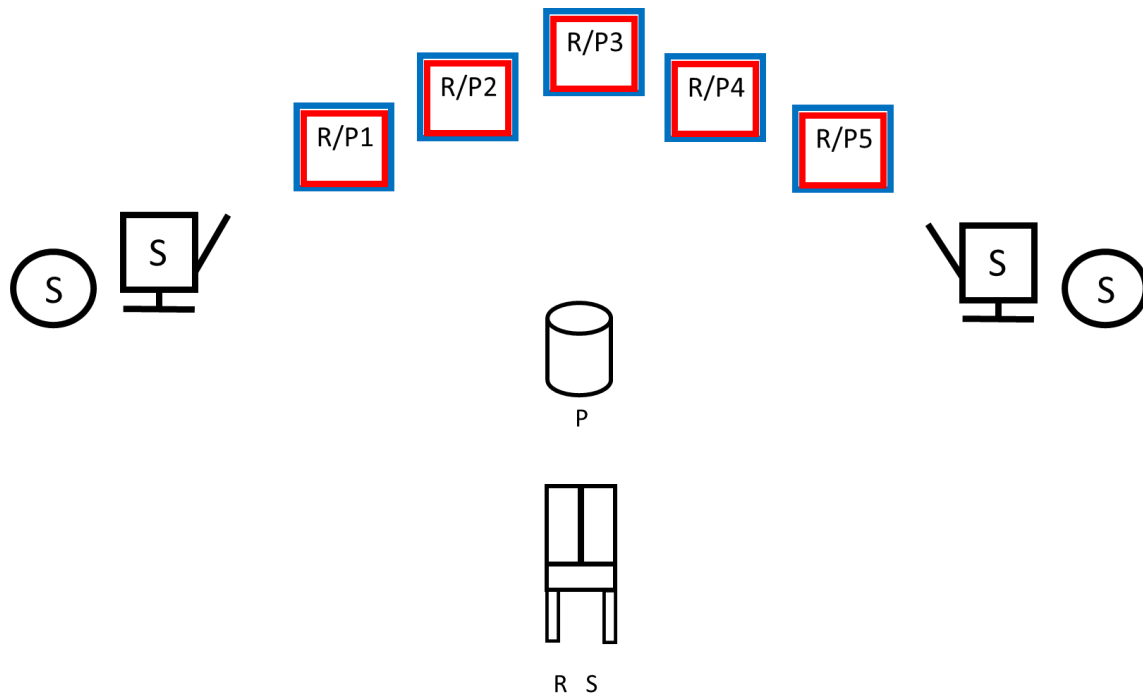
ATB: SHOOT THE PISTOL TARGETS IN A Outside 4 shots, Middle 1 shot, other OUTSIDE 4 shots, Middle 1 shot (4, 1, 4, 1) STARTING FROM EITHER END. HOLSTER PISTOLS. MOVE TO TABLE PICK UP RIFLE AND SHOOT RIFLE TARGETS SAME AS PISTOL, (STARTING L OR R). **MRS.** PICK UP SG AND MOVE TO RIGHT BARREL. SHOOT THE TWO SG KNCK DWNS. IF STARTING W SG, MAKE SG SAFE ON CENTER TABLE.

IF STARTING WITH PISTOL, MAKE PISTOL SAFE ON PLATFORM.

MOVE BACK TO SHOW PISTOL CLEAR BY RO.

STAGE 2 – CWBY

May 2025 Bay D



GUNS & AMMO: CWBY

PISTOL – 10

RIFLE – 10

SHOTGUN (SG) – 4+

- ALL FIREARMS WITH HAMMER DOWN ON EMPTY CHAMBER

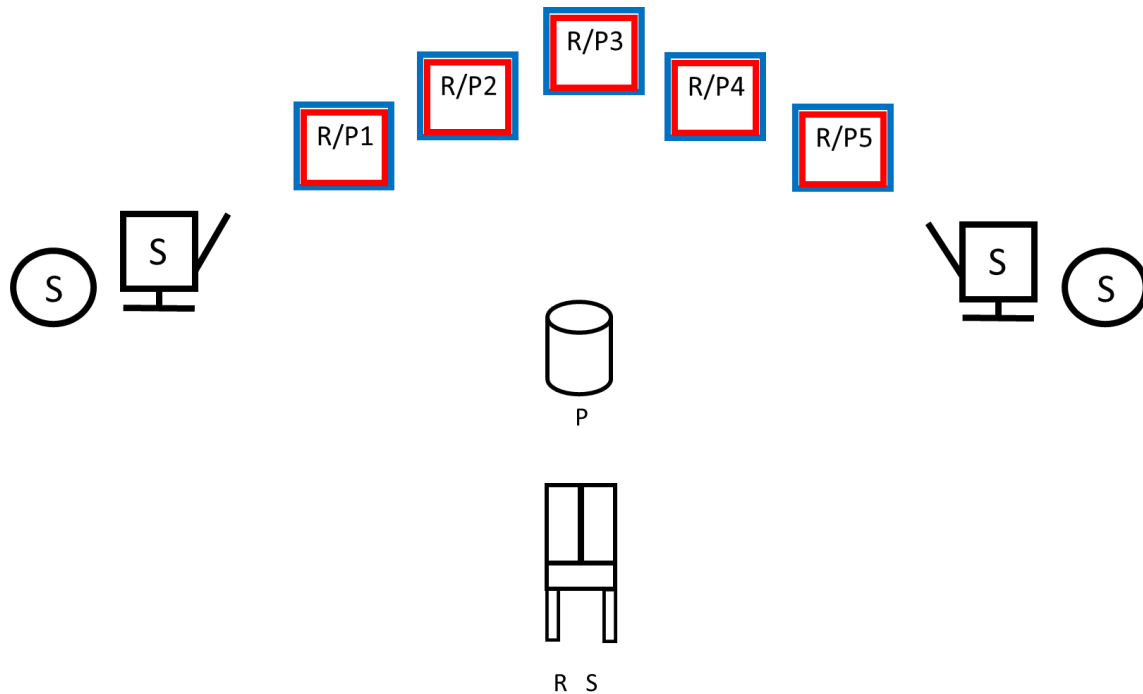
SHOOTING SEQUENCE: S – R – P - P

STARTING POSITION: SHOOTER STARTS BEHIND STAND, ONE HAND ON STAND.

ATB: PICK UP SG AND SHOOT THE SG TARGETS OUTSIDE THEN INSIDE, THEN OTHER OUTSIDE THEN INSIDE. MAKE SG SAFE ON STAND. PICK UP RIFLE AND SHOOT THE RIFLE TARGETS, DBL TAP OUTSIDE, DBL TAP OTHER OUTSIDE, DBL TAP INSIDE, DBL TAP OTHER INSIDE, THEN DBL TAP MIDDLE. MAKE RIFLE SAFE ON STAND. MOVE TO CENTER BARREL AND SHOOT PISTOL TARGETS SAME AS RIFLE. HOLSTER PISTOLS.

Targets: Rifle 5 Sq, SG 2 Rnd & 2 Resettable Targets

STAGE 2 – WB



GUNS & AMMO: WB

PISTOL – 10 (2 MAGS OF 5)

RIFLE – 10

SG – 4

- ALL FIREARMS WITH HAMMER DOWN ON EMPTY CHAMBER

SHOOTING SEQUENCE: S – R – P

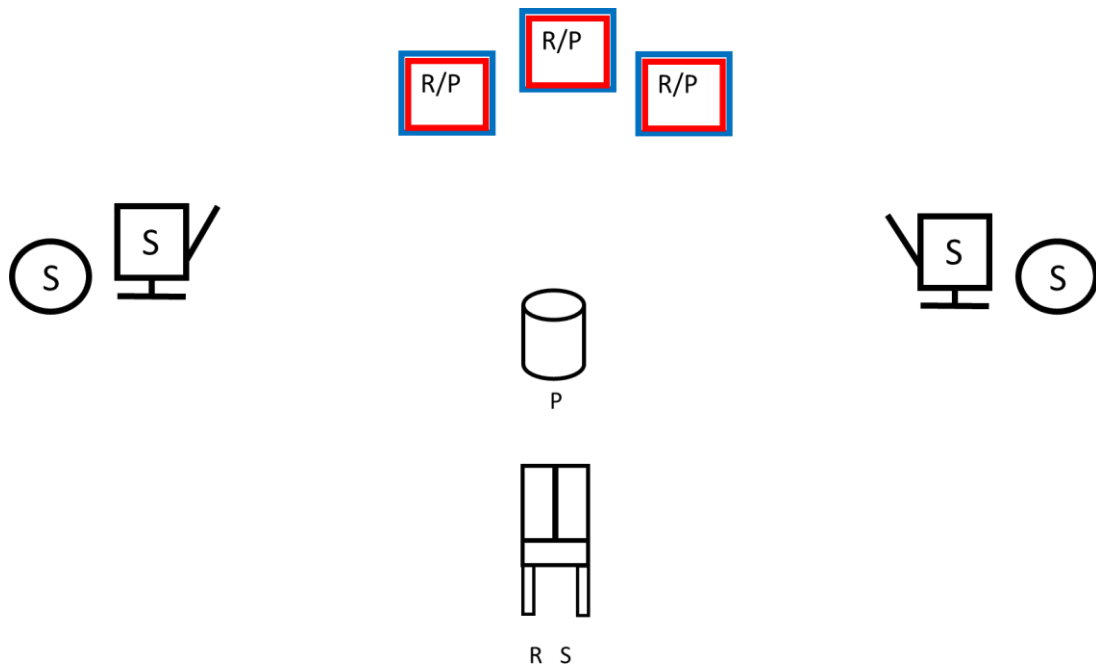
STARTING POSITION: SHOOTER STARTS BEHIND STAND, ONE HAND ON STAND.

ATB: PICK UP SG AND SHOOT THE SG TARGETS OUTSIDE THEN INSIDE, THEN OTHER OUTSIDE THEN INSIDE. MAKE SG SAFE ON STAND. PICK UP RIFLE AND SHOOT THE RIFLE TARGETS, DBL TAP OUTSIDE, DBL TAP OTHER OUTSIDE, DBL TAP INSIDE, DBL TAP OTHER INSIDE, THEN DBL TAP MIDDLE. MAKE RIFLE SAFE ON STAND. MOVE TO CENTER BARREL AND SHOOT PISTOL TARGETS SAME AS RIFLE. HOLSTER PISTOLS.

SHOW PISTOL CLEAR TO RO. HOLSTER PISTOL.

STAGE 3 – CWBY

May 2025 Bay D



GUNS & AMMO: CWBY

PISTOL – 10

RIFLE – 10

SHOTGUN (SG) – 4+

- ALL FIREARMS WITH HAMMER DOWN ON EMPTY CHAMBER

SHOOTING SEQUENCE: S – R – P – P

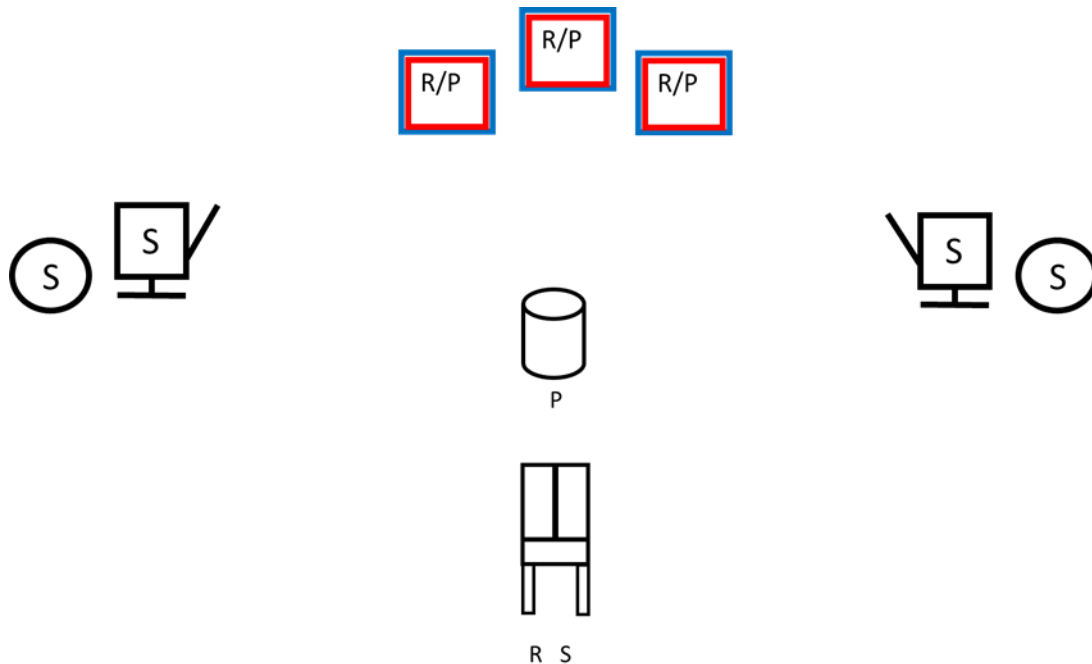
PREDICT YOUR TIME see below

STARTING POSITION: SHOOTER STARTS BEHIND STAND, ONE HAND ON STAND.

ATB: PICK UP SG AND SHOOT THE 2 SG TARGETS ON EITHER SIDE THEN REPEAT ON OTHER SIDE. MAKE SG SAFE ON STAND. PICK UP RIFLE AND SHOOT THE RIFLE TARGETS Single Tap Sweep the Three Targets, starting from either end, then Dbl Tap middle Target then Repeat. **MRS** on Stand. MOVE TO CENTER BARREL AND SHOOT PISTOL TARGETS SAME AS RIFLE. HOLSTER PISTOLS.

PREDICT YOUR TIME PERSON CLOSEST TO PREDICTED TIME WITHOUT GOING OVER ACTUAL TIME, INCLUDES MISSES AND PENALTIES, WINS A DONATED PRIZE.

STAGE 3 – WB



GUNS & AMMO: WB

PISTOL – 10 (2 MAGS OF 5)

RIFLE – 10

SG – 4

- ALL FIREARMS WITH HAMMER DOWN ON EMPTY CHAMBER

SHOOTING SEQUENCE: S – R – P

PREDICT YOUR TIME see below

STARTING POSITION: SHOOTER STARTS BEHIND STAND, ONE HAND ON STAND.

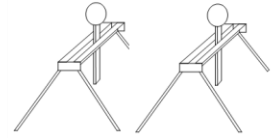
ATB: PICK UP SG AND SHOOT THE 2 SG TARGETS ON EITHER SIDE THEN REPEAT ON OTHER SIDE. MAKE SG SAFE ON STAND. PICK UP RIFLE AND SHOOT THE RIFLE TARGETS Single Tap Sweep the Three Targets, starting from either end, then Dbl Tap middle Target then Repeat. **MRS** on Stand. MOVE TO CENTER BARREL AND SHOOT PISTOL TARGETS SAME AS RIFLE.

SHOW PISTOL CLEAR TO RO. HOLSTER PISTOL.

PREDICT YOUR TIME PERSON CLOSEST TO PREDICTED TIME WITHOUT GOING OVER ACTUAL TIME, INCLUDES MISSES AND PENALTIES, WINS A DONATED PRIZE. FOR THOSE WHO HAVE NOT SHOT CWBY STAGE.

STAGE 4 – CWBY

May 2025 Bay E



GUNS & AMMO: CWBY

PISTOL – 10

RIFLE – 10

SHOTGUN – 4+

- ALL FIREARMS WITH HAMMER DOWN ON EMPTY CHAMBER

SHOOTING SEQUENCE: R-P-S

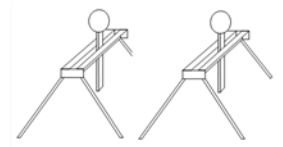
SG ON CENTER TABLE

STARTING POSITION: SHOOTER STARTS BEHIND LEFT BARREL, RIFLE IN HANDS

ATB: SHOOT THE RIFLE TARGETS: DOUBLE TAP THEN TRIPPLE TAP THEN TRIPPLE TAP THEN DOUBLE TAP SWEEP, (2,3,3,2) STARTING FROM EITHER END. MOVE TO TABLE AND MAKE RIFLE SAFE. SHOOT PISTOL TARGETS SAME SEQUENCE AS RIFLE. HOLSTER PISTOLS. PICK UP SG AND MOVE TO RIGHT BARREL, SHOOT THE 2 SG BOBBLEHEAD TARGETS TWICE EACH.

Targets: RIFLE: 4 SQ, PISTOL: 4 SQ, 2 SG BOBBLE HEAD

STAGE 4 – WB



GUNS & AMMO: WB

PISTOL – 10 (2 MAGS OF 5)

RIFLE – 10

SHOTGUN – 4

- ALL FIREARMS WITH HAMMER DOWN ON EMPTY CHAMBER

SHOOTING SEQUENCE: R-P-S

SG ON CENTER TABLE

STARTING POSITION: SHOOTER STARTS BEHIND LEFT BARREL, RIFLE IN HANDS.

ATB: SHOOT THE RIFLE TARGETS: DOUBLE TAP THEN TRIPPLE TAP THEN TRIPPLE TAP THEN DOUBLE TAP SWEEP, (2,3,3,2) STARTING FROM EITHER END. MOVE TO TABLE AND MAKE RIFLE SAFE. SHOOT PISTOL TARGETS SAME SEQUENCE AS RIFLE. HOLSTER PISTOLS. PICK UP SG AND MOVE TO RIGHT BARREL, SHOOT THE 2 SG BOBBLEHEAD TARGETS TWICE EACH.

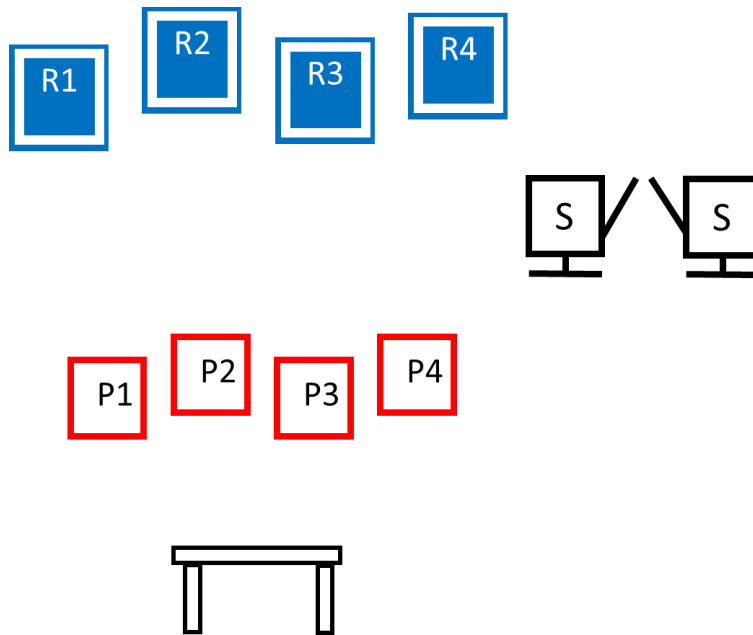
MAKE PISTOL SAFE ON TABLE.

PICK UP SG AND MOVE TO RIGHT BARREL, SHOOT THE 2 SG BOBBLEHEAD TARGETS TWICE NO DOUBLE TAP.

SHOW PISTOL CLEAR TO RO AND HOLSTER.

STAGE 5 – CWBY

May 2025 Bay F



GUNS & AMMO: CWBY

PISTOL – 10

RIFLE – 10

SHOTGUN – 2+

- ALL FIREARMS WITH HAMMER DOWN ON EMPTY CHAMBER

SHOOTING SEQUENCE: SHOOTER'S CHOICE, MUST NOT END WITH RIFLE

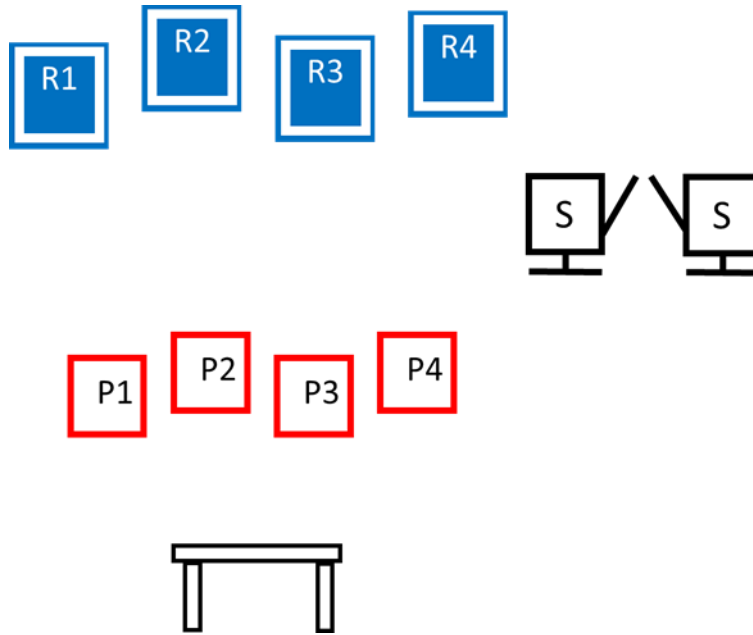
SG AND RIFLE ON CENTER TABLE, PISTOLS HOLSTERED

STARTING POSITION: BEHIND TABLE HANDS ON YOUR HAT

ATB: SHOOT THE RIFLE TARGETS: R1, R2, R2, R3, R3, R2, R2, R3, R3, R4 STARTING FROM EITHER END. MAKE RIFLE SAFE ON TABLE. SHOOT PISTOL TARGETS SAME SEQUENCE AS RIFLE. HOLSTER PISTOLS. PICK UP SG SHOOT THE 2 SG KNCKDOWN TIL DOWN. IF STARTING WITH SG, MAKE SAFE ON TABLE.

Targets: RIFLE: 4 SQ, PISTOL: 4 SQ, 2 SG RESETTABLE TARGETS

STAGE 5 – WB



GUNS & AMMO: WB

PISTOL – 10 (2 MAGS OF 5)

RIFLE – 10

SHOTGUN – 2

- ALL FIREARMS WITH HAMMER DOWN ON EMPTY CHAMBER

SHOOTING SEQUENCE: SHOOTER'S CHOICE, MUST NOT END WITH RIFLE

SG AND RIFLE ON CENTER TABLE, PISTOL HOLSTERED

STARTING POSITION: BEHIND TABLE HANDS ON YOUR HAT

ATB: SHOOT THE RIFLE TARGETS: R1, R2, R2, R3, R3, R2, R2, R3, R3, R4 STARTING FROM EITHER END. MAKE RIFLE SAFE ON TABLE. SHOOT PISTOL TARGETS SAME SEQUENCE AS RIFLE. HOLSTER PISTOLS. PICK UP SG SHOOT THE 2 SG KNCKDOWN TIL DOWN. IF STARTING WITH SG, MAKE SAFE ON TABLE.

MAKE PISTOL SAFE ON TABLE.

SHOW PISTOL CLEAR TO RO AND HOLSTER.