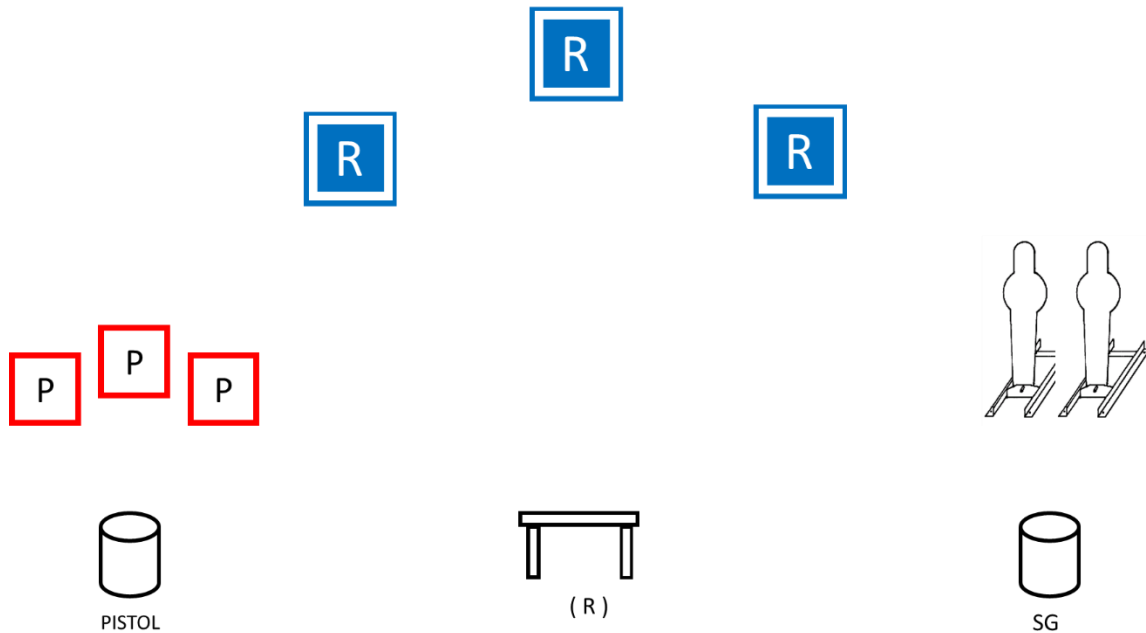


STAGE 1 – CWBY

Sept 2025 Bay C



GUNS & AMMO: CWBY

PISTOL – 10

RIFLE – 10

SHOTGUN – 2+

- ALL FIREARMS WITH HAMMER DOWN ON EMPTY CHAMBER

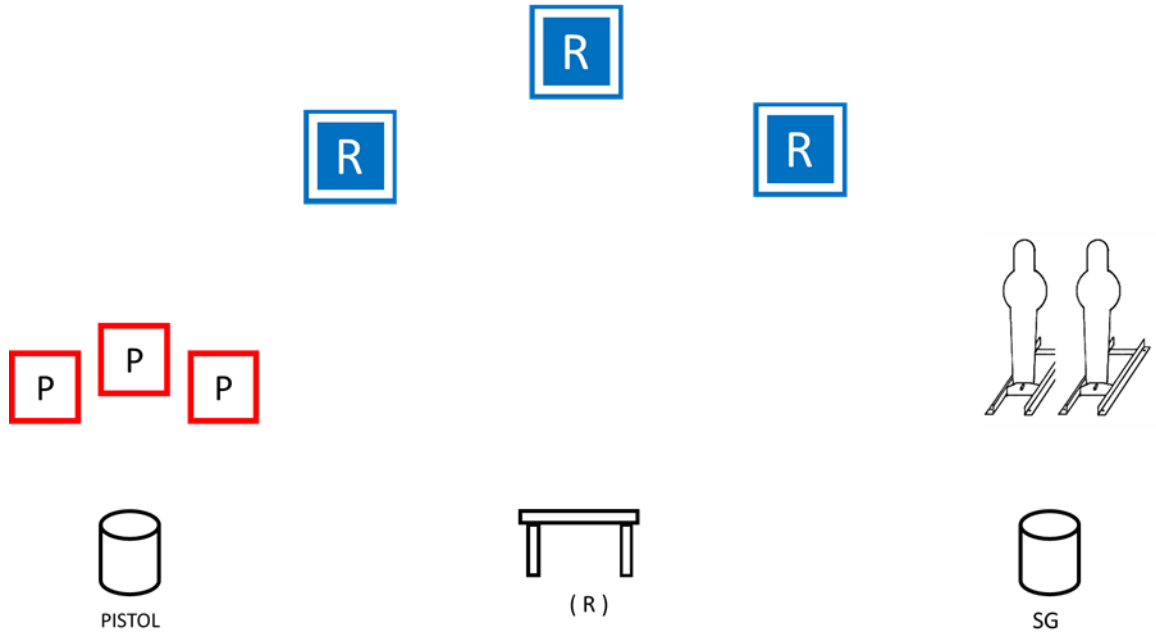
SHOOTING SEQUENCE: Shooter's choice, must not end with rifle.

STARTING POSITION: SHOOTER STARTS BEHIND Right side barrel, SG at Cwby Port Arms or Left side barrel Hands on Your Hat if starting with Pistols. SG is on Table if Starting with Rifle or Pistols. Rifle on Table.

ATB: SHOOT the SG targets until down. Move to Table and MSG Safe. Pick Up Rifle and shoot the Rifle targets 3 Shots each target, no triple taps, then 10th shot on middle target. Make Rifle Safe on Table. Move to Left side barrel Shoot Pistol Targets same as Rifle instructions. Holster Pistols.

TARGETS: RIFLE 3 SQ, PISTOL 3 SQ, SG 2 Knckdwn

STAGE 1 – WB



GUNS & AMMO: WB

PISTOL – 10 (2 MAGS OF 5)

RIFLE – 10

SHOTGUN – 2

ALL FIREARMS PRE LOADED WITH HAMMER DOWN ON EMPTY CHAMBER

SHOOTING SEQUENCE: Shooter's choice, must not end with rifle.


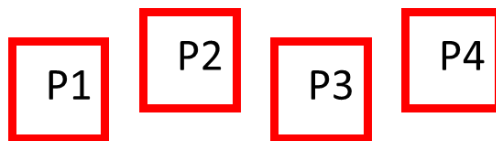
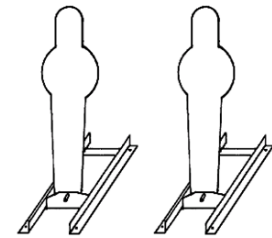
STARTING POSITION: SHOOTER STARTS BEHIND Right side barrel, SG at Cwby Port Arms or Left side barrel Hands on Your Hat if starting with Pistols. SG is on Table if Starting with Rifle or Pistols. Rifle on Table.

ATB: SHOOT the SG targets until down. Move to Table and MSG Safe. Pick Up Rifle and shoot the rifle targets 3 Shots each target, no triple taps, then 10th shot on middle target. Make Rifle Safe on Table. Move to Left side barrel Shoot Pistol Targets same as Rifle instructions. Holster Pistols.

Return to table and Show Pistol Safe to RO, holster pistol.

STAGE 2 – CWBY

Sept 2025 Bay D



GUNS & AMMO: CWBY

PISTOL – 10

RIFLE – 10

SHOTGUN – 2+

- ALL FIREARMS WITH HAMMER DOWN ON EMPTY CHAMBER

SHOOTING SEQUENCE: SHOOTER'S CHOICE. MUST NOT END WITH RIFLE


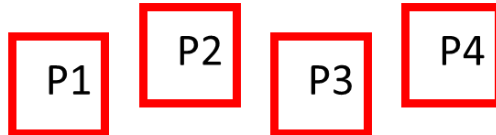
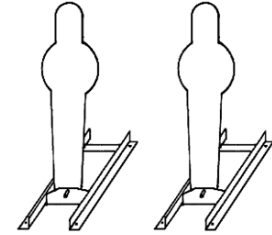
RIFLE and SG ON TABLE, Pistols Holstered.

STARTING POSITION: SHOOTER STARTS BEHIND TABLE **HANDS AT SIDE.**

ATB: Shoot the SG Knckdwn Targets until down. Make SG Safe on Table. Pick up Rifle and shoot Rifle Targets triple tap Sweep first three targets then single tap the fourth target. MRS on Table. Shoot Pistol Targets same sequence as Rifle. Start from either end.

Targets: 4 SQ + 1 Cwby RIFLE, 4 SQ + 1 Cwby PISTOL, 2 SG kncdwn

STAGE 2 – WB



GUNS & AMMO: WB

PISTOL – 10 (2 MAGS OF 5)

RIFLE – 10

SHOTGUN – 2

- ALL FIREARMS WITH HAMMER DOWN ON EMPTY CHAMBER

SHOOTING SEQUENCE: SHOOTER'S CHOICE. MUST NOT END WITH RIFLE

RIFLE and SG on TABLE, Pistol Holstered.

STARTING POSITION: SHOOTER STARTS BEHIND TABLE **HANDS AT SIDE.**


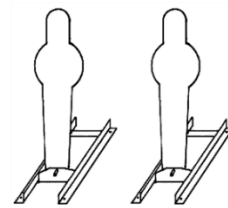
ATB: Shoot the SG Knckdwn Targets until down. Make SG Safe on Table. Pick up Rifle and shoot Rifle Targets triple tap Sweep first three targets then single tap the fourth target. MRS on Table. Shoot Pistol Targets same sequence as Rifle. Start from either end.

MAKE PISTOL SAFE ON TABLE.

SHOW PISTOL CLEAR to RO.

STAGE 3 – CWBY

Sept 2025 Bay D



GUNS & AMMO: CWBY

PISTOL – 10

RIFLE – 10

SHOTGUN – 2+

- ALL FIREARMS WITH HAMMER DOWN ON EMPTY CHAMBER

SHOOTING SEQUENCE: SHOOTER'S CHOICE. MUST NOT END WITH RIFLE.

RIFLE and SG ON TABLE, Pistols Holstered.


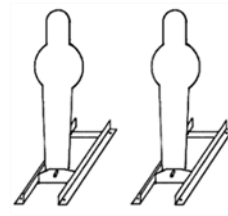
PREDICT YOUR TIME see below

STARTING POSITION: SHOOTER STARTS BEHIND TABLE **HANDS ON Your Hat.**

ATB: Shoot the SG Kncdwn Targets until down. Make SG Safe on Table. Pick up Rifle and shoot Rifle Targets 4 shots on Cowboy then Double Tap Sweep. MRS on Table. Shoot Pistol Targets same sequence as Rifle. Holster Pistols.

PREDICT YOUR TIME PERSON CLOSEST TO PREDICTED TIME WITHOUT GOING OVER ACTUAL TIME, INCLUDES MISSES AND PENALTIES, WINS A DONATED PRIZE.

STAGE 3 – WB



GUNS & AMMO: WB

PISTOL – 10 (2 MAGS OF 5)

RIFLE – 10

SHOTGUN – 2

- ALL FIREARMS WITH HAMMER DOWN ON EMPTY CHAMBER

SHOOTING SEQUENCE: SHOOTER'S CHOICE. MUST NOT END WITH RIFLE

RIFLE and SG on TABLE, Pistol Holstered.

STARTING POSITION: SHOOTER STARTS BEHIND TABLE **HANDS AT SIDE.**

ATB: Shoot the SG Kncdwn Targets until down. Make SG Safe on Table. Pick up Rifle and shoot Rifle Targets Double Tap a Square Target Single Tap Cowboy Then Double Tap Other Square Target and Repeat. MRS on Table. Shoot Pistol Targets same sequence as Rifle.

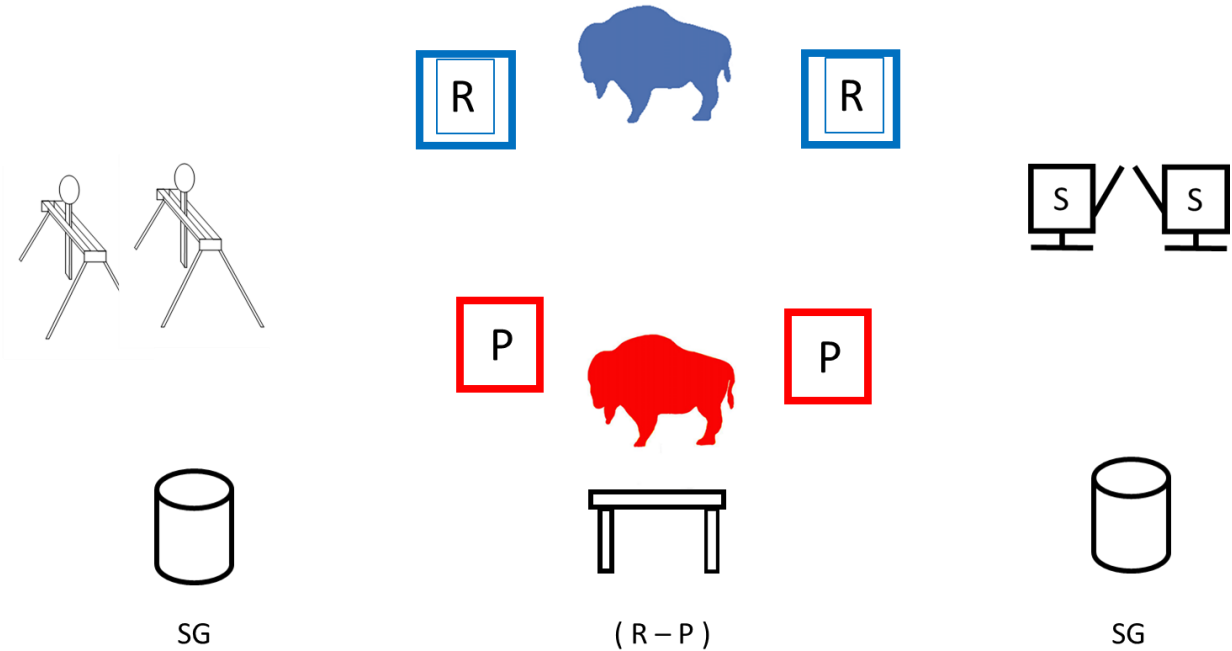
IF STARTING WITH PISTOL, MAKE PISTOL SAFE ON TABLE.

SHOW PISTOL CLEAR to RO.

PREDICT YOUR TIME PERSON CLOSEST TO PREDICTED TIME WITHOUT GOING OVER ACTUAL TIME, INCLUDES MISSES AND PENALTIES, WINS A DONATED PRIZE.

STAGE 4 – CWBY

Sept 2025 Bay E



GUNS & AMMO: CWBY

PISTOL – 10

RIFLE – 10

SHOTGUN (SG) – 4+

- ALL FIREARMS WITH HAMMER DOWN ON EMPTY CHAMBER

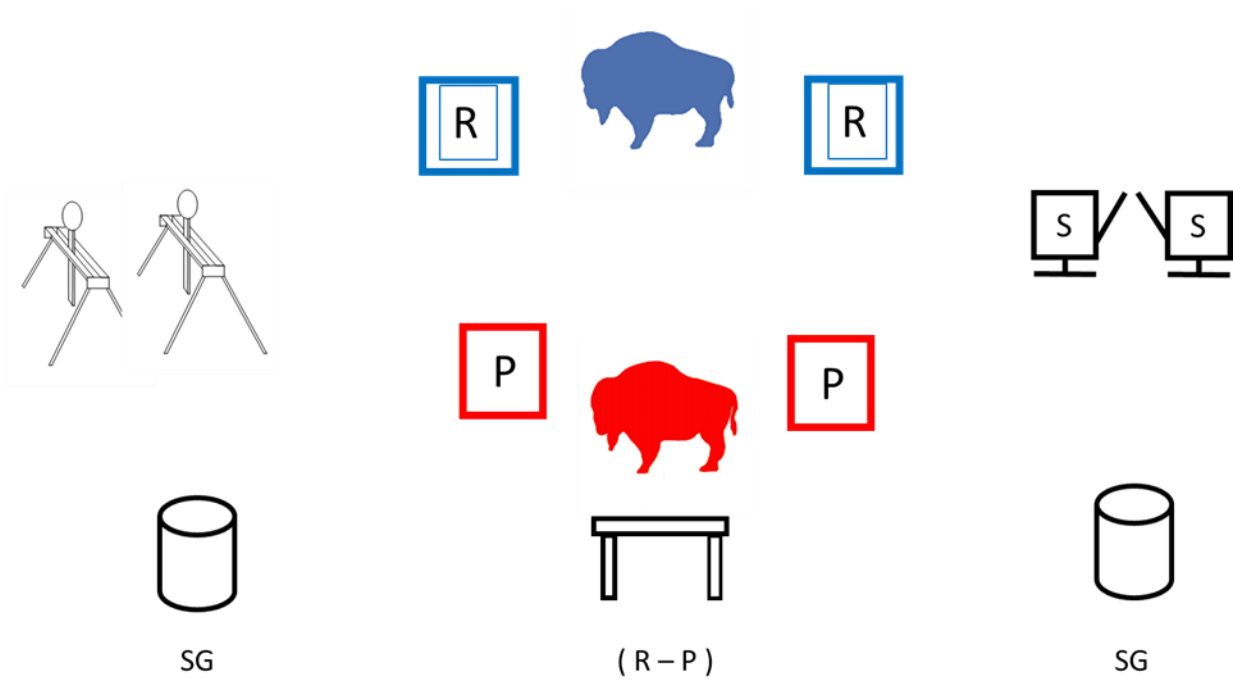
SHOOTING SEQUENCE: Shooter choice, LEFT BARREL OR RIGHT BARREL.

STARTING POSITION: SHOOTER STARTS BEHIND Left barrel or Right barrel, SG at Cwby Port Arms.

ATB: SHOOT THE SG WOBLERS THEN MOVE TO TABLE AND MAKE SG SAFE. PICK UP RIFLE AND SHOOT THE RIFLE TARGETS STARTING ON LEFT SQUARE THEN BUFFALO ALTERNATING FOR FIVE SHOTS THEN RIGHT SQUARE AND BUFFALO ALTERNATING FOR FIVE SHOTS. MAKE RIFLE SAFE ON TABLE. SHOOT PISTOL TARGETS SAME AS RIFLE. HOLSTER PISTOLS. THEN PICK UP SG AND MOVE TO OTHER BARREL SG KNOCKDOWNS TIL DOWN

Targets: Rifle 2 Sq 1 Buffalo, SG 2wobblers + 2 knckdown, pistol 2 Sq 1 Buffalo Targets

STAGE 4 – WB



GUNS & AMMO: WB

PISTOL – 10 (2 MAGS OF 5)

RIFLE – 10

SG - 4

- ALL FIREARMS WITH HAMMER DOWN ON EMPTY CHAMBER

SHOOTING SEQUENCE: Shooter choice, LEFT BARREL OR RIGHT BARREL.

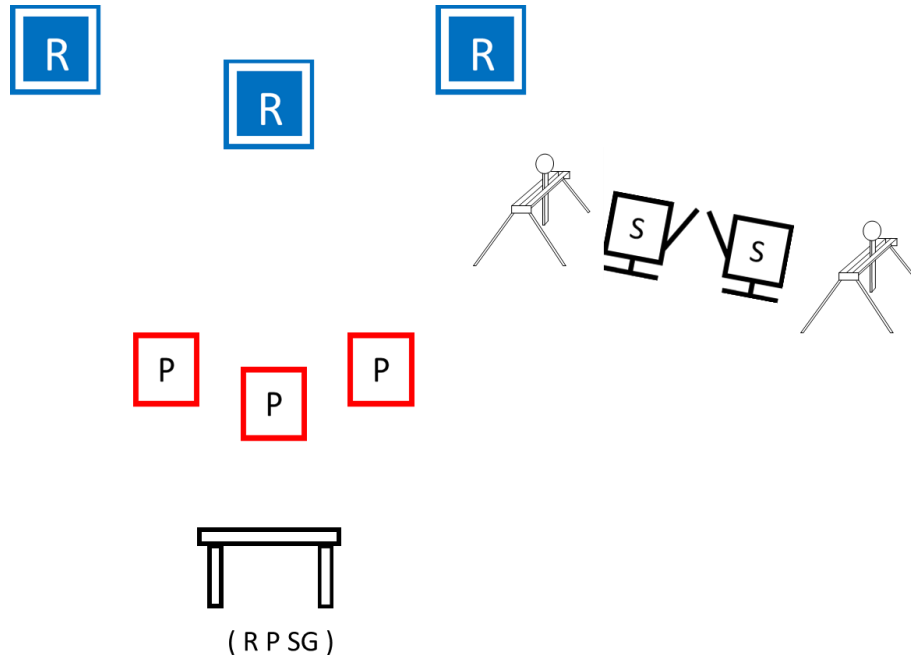
STARTING POSITION: SHOOTER STARTS BEHIND Left barrel or Right barrel, SG at Cwby Port Arms.

ATB: SHOOT THE SG WOBLERS THEN MOVE TO TABLE AND MAKE SG SAFE. PICK UP RIFLE AN SHOOT THE RIFLE TARGETS STARTING ON LEFT SQUARE THEN BUFFALO ALTERNATING FOR FIVE SHOTS THEN RIGHT SQUARE AND BUFFALO ALTERNATING FOR FIVE SHOTS. MAKE RIFLE SAFE ON TABLE. SHOOT PISTOL TARGETS SAME AS RIFLE. MAKE PISTOL SAFE ON TABLE. THEN PICK UP SG AND MOVE TO OTHER BARREL SG KNCKDWNs TIL DOWN

SHOW PISTOL CLEAR TO RO.

STAGE 5 – CWBY

Sept 2025 Bay F



GUNS & AMMO: CWBY

PISTOL – 10

RIFLE – 10

SHOTGUN – 4+

- ALL FIREARMS WITH HAMMER DOWN ON EMPTY CHAMBER

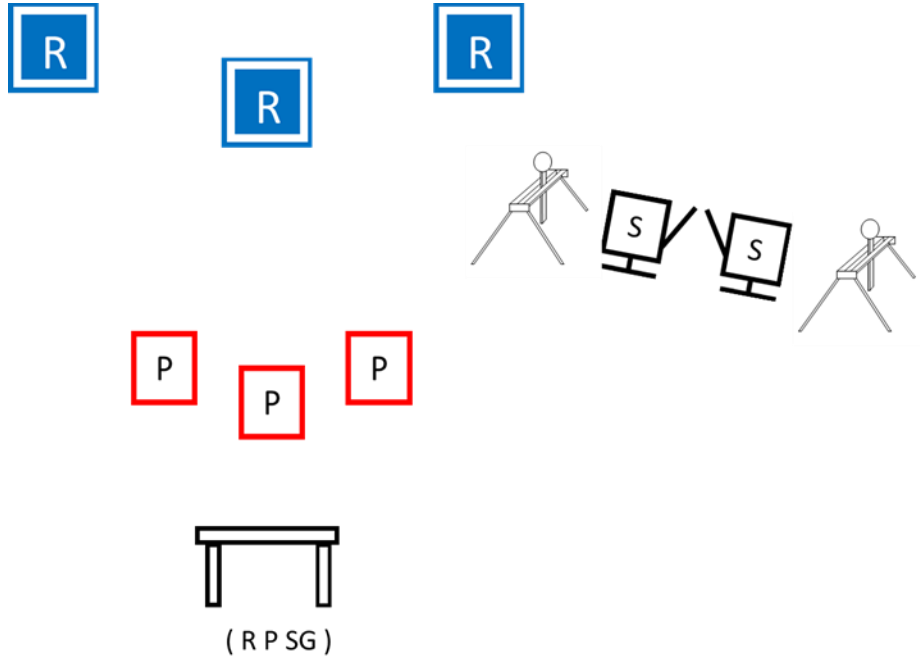
SHOOTING SEQUENCE: SHOOTER'S CHOICE MUST NOT END WITH RIFLE

STARTING POSITION: SHOOTER STARTS BEHIND TABLE, HANDS FLAT ON TABLE

ATB: PICK UP THE RIFLE AND SHOOT RIFLE TARGETS Double Tap Center Target then Single Tap sweep the three targets Starting from either end and repeat. MAKE RIFLE SAFE ON TABLE. SHOOT PISTOL TARGETS SAME AS RIFLE. HOLSTER PISTOLS. PICK UP SG AND SHOOT SG TARGETS UNTIL DOWN.

TARGETS: RIFLE 3 SQ, PISTOL 3 SQ, SG 2 KNCKDWN

STAGE 5 – WB



GUNS & AMMO: WB

PISTOL – 10 (2 MAGS OF 5)

RIFLE – 10

SHOTGUN – 4

ALL FIREARMS PRE LOADED WITH HAMMER DOWN ON EMPTY CHAMBER

SHOOTING SEQUENCE: SHOOTER'S CHOICE MUST NOT END WITH RIFLE

STARTING POSITION: SHOOTER STARTS BEHIND TABLE, HANDS FLAT ON TABLE

ATB: PICK UP THE RIFLE AND SHOOT RIFLE TARGETS Double Tap Center Target then Single Tap sweep the three targets Starting from either end and repeat. MAKE RIFLE SAFE ON TABLE. SHOOT PISTOL TARGETS SAME AS RIFLE. Make Pistol Safe on Table. PICK UP SG AND SHOOT SG TARGETS UNTIL DOWN.

SHOW PISTOL SAFE TO RO.