

FRIGA-BOHN®

NK

NEW!

Cubic unit cooler

Industrial range

CO2 60bar

WG

HFC



حسونة للتبريد

Hassounah Refrigeration



6 - 200 kW



Robustness: Our NK industrial evaporators have been designed to ensure the highest level of quality and durability through :

- A **robust and proven design.**
- **Intense qualification** between laboratory and field tests.
- **Systematic pressure** and leakage resistance tests **performed on 100% of the products.**

Adaptability: The NK range offers hundreds of possible configurations thanks to :

- 2 versions: H for high efficiency and T for a large exchange surface.
- 4 fin pitches: 4.23 - 6.35 - 9 or 12 mm.
- 4 fan diameters: Ø500, Ø630 and Ø800 and Ø1000 mm.

Whatever model you choose, the NK guarantees :

- **Easy installation and maintenance** (quick access to the battery and fans).
- **Low energy consumption** (EC motors as standard).

VENTILATION


The NK range is equipped with 2 types of fans:

- EC fans in standard
- AC fans in options

4 types of motor fans on the NK range:

- Ø 500 mm (from 600 to 1500 rpm) or 4/6 poles (1300/950 rpm)
- Ø 630 mm (from 400 to 1000 rpm) or 4/6 poles (1200/850 rpm)
- Ø 800 mm (from 400 to 950 rpm) or 6/8 poles (850/650 rpm)
- Ø 1000 mm 6/8 poles (830/630 rpm)

Three-phase motors 400V, IP54, class F.



OPTIONS

CMU	Factory motor wiring.	
C2V	2-speed motor wiring.	CONTACT US
M60	Motor fans 230-400V/3/60Hz.	
VPA	Air pressure shell also allowing connection of a textile duct.	KIT TO INSTALL
VPM	Flexible defrosting sleeve + ferrule air rectifier.	KIT TO INSTALL
VSC	Hinged fan panel.	
MVI	Stainless steel fan grille.	

CASING

Pre-painted galvanized steel for corrosion and impact resistance.

Limited condensation: presence of an aluminium interior drain pan under the main drain pan.

OPTIONS

CIN	Stainless steel casing.	
ECB	Wooden crate packaging.	
EIS	Insulated drain pan.	
KMS	Feet for floor mounting.	KIT TO INSTALL
RAL	Special polyester paint.	

COILS

Aluminium fins with 4.23, 6.35, 9 or 12 mm spacing.

Combined with copper tubes, the coils are very efficient and compact.

Two types of fins available:

- High efficiency H-type fins, particularly suitable for the storage of packaged products, allow fast defrosting.
- T-type fins, for a large exchange surface, allow energy savings by limiting the number of daily defrosts, ideal for limiting product dehydration.

Versions available:

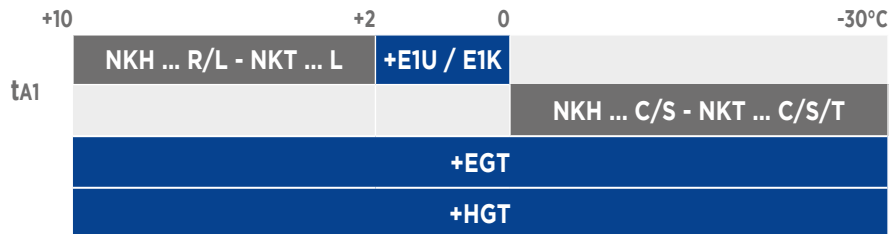
- Multi-refrigerant HFCs.
- WCO (glycol water, coolant).
- CO₂ 60 bar



Select your coil treatment
to extend your unit cooler's lifespan!
Contact us.

DEFROST

- # The product design allows even heat dissipation for efficient defrosting.
- # 3 defrost modes and many options available to best suit your application.



OPTIONS

EGT	Hot water glycol defrost (drain pan and coil in series)
E1U	Light electric defrost (coil + drain pan).
E1K	Light electric defrost (coil + drain pan). KIT TO INSTALL
HDA	Suction defrost hood. KIT TO INSTALL
VPM	Air pressure collar + flexible defrosting handle. KIT TO INSTALL
HGT	Total hot gas defrost (coil and drain pan).
RVU	Shell defrost heaters.
RVK	Shell defrost heaters. KIT TO INSTALL
KIP	Thermal insulation of doors. KIT TO INSTALL



EGT | Hot water glycol defrost

Operating principle :

Hot glycol water is sent in series through the drip tray and then through part of the evaporator coil tubes to ensure total defrosting of the exchanger.

Defrost supplement :

To ensure optimum defrosting it is necessary to consider the following options:

- KIP: Thermal insulation of doors
- HDA: Extraction defrost hood
- VPM: Flexible defrost sleeve + air pressure collar
- EIS: Insulated Drainer



VPA | Air pressure collar

Even airflow distribution :

Increased air reach, optimizes airflow and allows efficient air distribution in the cold room.

- Ø500mm +10m
- Ø630mm +15m
- Ø800mm +15m
- Ø1000mm +15m

Application requiring the installation of a textile duct :

Shell for textile duct with airflow straightening blades (duct not supplied).



HGT | Full hot gas defrost


Operating principle :

The hot gases from the compressors are sent in series to the drip tray and then to the evaporator coil to ensure total defrosting of the exchanger.

Defrost supplement :

To ensure optimum defrosting it is necessary to consider the following options:

- KIP: Thermal insulation of doors
- HDA: Extraction defrost hood
- VPM: Flexible defrost sleeve + air pressure collar
- EIS: Insulated Drainer



HDA + VPM | Defrosting hood + flexible cuff

Defrost in negative application :

Avoids hot air circulation during defrost cycles. Reduced defrost cycle time for energy savings.



NKH_(A) 1x6_(B) E_(C) B2_(D) R_(E)

- (A) Fin type: **T** = Large heat exchange surface - **H** = High-efficiency fin
- (B) Number of fans x Ø : **5** = Ø 500 mm - **6** = Ø 630 mm - **8** = Ø 800 mm - **1** = Ø 1000 mm
- (C) Motor connection : **E** = EC - **D** = Triangle - **Y** = Star
- (D) Module
- (E) Fin spacing: **R** = 4.23 mm (positive) - **L** = 6.35 mm (positive) - **C** = 6.35 mm (negative) - **S** = 9 mm (negative) - **T** = 12 mm (negative)

The NK is available with CO₂, HFCs and glycol water. For more information, please consult our software.

NKH ... R | H = High-efficiency fin

4.23 mm

NKH ... R	Power			Coil		Ventilation				Electric Defrost			Connections		Net Weight (CO ₂) kg
	DT 8K - SC2 ⁽¹⁾			Surface area m ²	Circuit volume dm ³	Nb x Ø mm	Airflow m ³ /h	Air Throw ⁽³⁾ Standard m	Acoustics Lp 4m ⁽⁴⁾ dB(A)	EIU ⁽⁵⁾ 400V / 3 / 50Hz			HFC		
	CO ₂ (2) 60 bar	R404A	R449A							Number	Power W	Current A	Inlet Ø	Outlet Ø	
	kW	kW	kW												
1x5Y A1	13.6	9.9	10.3	46	9	1x500	6000	24	43	6	3600	5,2	5/8"	1 1/8	138
1x5Y A2	15.5	11.4	12.0	70	14	1x500	5520	21	43	6	6000	8,7	5/8"	1 1/8	151
1x5D A1	16.2	11.7	12.0	46	9	1x500	8070	32	49	6	3600	5,2	5/8"	1 1/8	138
1x5E A1	16.5	11.9	12.2	46	9	1x500	8340	32	53	6	3600	5,2	5/8"	1 1/8	134
1x5Y A3	16.4	12.5	13.2	93	18	1x500	5140	20	43	9	9000	13,0	1 1/8	1 3/8	180
1x5D A2	18.0	13.8	14.5	70	14	1x500	7540	29	49	6	6000	8,7	5/8"	1 1/8	151
1x5E A2	18.4	14.2	14.9	70	14	1x500	7930	29	53	6	6000	8,7	5/8"	1 1/8	148
1x5D A3	19.7	15.7	16.5	93	18	1x500	7090	27	49	9	9000	13,0	1 1/8	1 3/8	180
1x6Y B1	21.9	15.9	16.7	74	14	1x630	9790	30	51	6	6600	9,5	7/8"	1 3/8	209
1x5E A3	19.8	16.4	17.3	93	18	1x500	7580	27	53	9	9000	13,0	1 1/8	1 3/8	177
1x6E B1	25.6	18.5	19.5	74	14	1x630	12940	42	55	6	6600	9,5	7/8"	1 3/8	209
1x6D B1	26.1	18.9	19.9	74	14	1x630	13460	42	60	6	6600	9,5	7/8"	1 3/8	209
1x6Y B2	25.7	19.0	20.0	111	22	1x630	9040	27	51	9	9900	14,3	1 1/8	1 3/8	234
2x5Y A1	25.6	19.6	20.7	93	18	2x500	12010	26	46	6	8700	12,6	1 1/8	1 3/8	229
1x6Y B3	25.2	20.0	21.1	148	29	1x630	8410	26	51	12	13200	19,1	1 1/8	1 3/8	273
1x6E B2	30.7	23.0	24.2	111	22	1x630	12170	39	55	9	9900	14,3	1 1/8	1 3/8	234
2x5D A1	31.0	23.1	24.3	93	18	2x500	16150	35	52	6	8700	12,6	1 1/8	1 3/8	229
2x5Y A2	31.1	23.3	24.6	139	27	2x500	11040	23	46	6	12000	17,3	1 1/8	1 5/8	254
2x5E A1	31.4	23.4	24.6	93	18	2x500	16680	35	56	6	8700	12,6	1 1/8	1 3/8	222
1x6D B2	31.3	23.5	24.8	111	22	1x630	12600	39	60	9	9900	14,3	1 1/8	1 3/8	234
1x6E B3	32.6	24.8	26.1	148	29	1x630	11510	37	55	12	13200	19,1	1 1/8	1 3/8	273
2x5Y A3	34.6	25.2	26.6	186	36	2x500	10270	22	46	9	18000	26,0	1 3/8	1 5/8	306
1x6D B3	33.0	25.3	26.7	148	29	1x630	11850	37	60	12	13200	19,1	1 1/8	1 3/8	273
1x8Y C1	35.0	25.6	27.0	124	24	1x800	15150	35	47	6	9600	13,9	1 3/8	1 5/8	291
2x5D A2	38.3	28.5	30.0	139	27	2x500	15080	33	52	6	12000	17,3	1 1/8	1 5/8	254
2x5E A2	39.6	29.3	30.8	139	27	2x500	15870	33	56	6	12000	17,3	1 1/8	1 5/8	248
3x5Y A1	39.8	30.0	31.4	139	27	3x500	18010	29	48	6	12000	17,3	1 3/8	1 5/8	317
1x8D C1	41.4	30.3	31.6	124	24	1x800	20270	45	53	6	9600	13,9	1 3/8	1 5/8	291
1x8Y C2	40.0	30.3	31.9	186	36	1x800	14100	33	47	12	19200	27,7	1 3/8	2 1/8	336
1x8E C1	42.5	31.1	32.3	124	24	1x800	21250	45	54	6	9600	13,9	1 3/8	1 5/8	288
2x5D A3	41.8	31.8	33.5	186	36	2x500	14180	30	52	9	18000	26,0	1 3/8	1 5/8	306
2x6Y B1	44.0	32.1	33.8	148	29	2x630	19590	32	54	6	15000	21,7	1 3/8	1 5/8	356
2x5E A3	43.4	33.1	34.9	186	36	2x500	15170	30	56	9	18000	26,0	1 3/8	1 5/8	300
3x5Y A2	44.3	34.8	36.6	209	40	3x500	16560	27	48	6	18600	26,8	1 3/8	2 1/8	355
3x5D A1	46.9	35.6	36.7	139	27	3x500	24220	41	54	6	12000	17,3	1 3/8	1 5/8	317
3x5E A1	47.7	36.2	37.3	139	27	3x500	25020	41	58	6	12000	17,3	1 3/8	1 5/8	307
1x8D C2	47.7	36.9	38.8	186	36	1x800	19120	42	53	12	19200	27,7	1 3/8	2 1/8	336
2x6E B1	51.6	37.5	39.5	148	29	2x630	25880	44	58	6	15000	21,7	1 3/8	1 5/8	356
3x5Y A3	49.8	37.7	39.7	278	54	3x500	15410	24	48	9	27900	40,3	1 5/8	2 1/8	427
1x8E C2	48.9	37.8	39.8	186	36	1x800	20010	42	54	12	19200	27,7	1 3/8	2 1/8	333
2x6D B1	52.7	38.3	40.3	148	29	2x630	26920	44	63	6	15000	21,7	1 3/8	1 5/8	356
2x6Y B2	51.9	38.3	40.4	223	43	2x630	18090	29	54	9	22500	32,5	1 5/8	1 5/8	404
4x5Y A1	53.8	39.5	41.6	186	36	4x500	24020	34	49	6	18000	26,0	1 3/8	2 1/8	403
2x6Y B3	51.6	40.4	42.6	297	58	2x630	16830	28	54	12	30000	43,3	1 5/8	2 1/8	469
3x5D A2	55.9	42.3	44.6	209	40	3x500	22620	38	54	6	18600	26,8	1 3/8	2 1/8	355
3x5E A2	57.3	43.6	45.9	209	40	3x500	23800	38	58	6	18600	26,8	1 3/8	2 1/8	345
4x5D A1	63.6	46.4	48.8	186	36	4x500	32300	47	55	6	18000	26,0	1 3/8	2 1/8	403
2x6E B2	62.1	46.5	48.9	223	43	2x630	24330	42	58	9	22500	32,5	1 5/8	1 5/8	404
4x5Y A2	62.2	47.0	49.5	278	54	4x500	22080	31	49	6	24600	35,5	1 5/8	2 1/8	453
3x5D A3	59.2	47.1	49.6	278	54	3x500	21280	35	54	9	27900	40,3	1 5/8	2 1/8	427
4x5E A1	64.7	47.2	49.7	186	36	4x500	33360	47	59	6	18000	26,0	1 3/8	2 1/8	390
2x6D B2	63.4	47.6	50.1	223	43	2x630	25200	42	63	9	22500	32,5	1 5/8	1 5/8	404
3x6Y B1	64.5	48.4	51.0	223	43	3x630	29380	37	56	6	17400	25,1	1 5/8	2 1/8	496
3x5E A3	67.3	49.2	51.8	278	54	3x500	22750	35	58	9	27900	40,3	1 5/8	2 1/8	418
2x6E B3	67.0	50.3	53.0	297	58	2x630	23020	39	58	12	30000	43,3	1 5/8	2 1/8	469
4x5Y A3	67.8	50.7	53.4	371	72	4x500	20550	28	49	9	36900	53,3	1 5/8	2 5/8	549

NKH_(A) 1x6_(B) E_(C) B2_(D) R_(E)

- (A) Fin type: **T** = Large heat exchange surface - **H** = High-efficiency fin
 (B) Number of fans x \varnothing : **5** = \varnothing 500 mm - **6** = \varnothing 630 mm - **8** = \varnothing 800 mm - **1** = \varnothing 1000 mm
 (C) Motor connection: **E** = EC - **D** = Triangle - **Y** = Star
 (D) Module
 (E) Fin spacing: **R** = 4.23 mm (positive) - **L** = 6.35 mm (positive) -
C = 6.35 mm (negative) - **S** = 9 mm (negative) - **T** = 12 mm (negative)

The NK is available with CO₂, HFCs and glycol water. For more information, please consult our software.

NKH ... R | H = High-efficiency fin

 4.23 mm

NKH ... R	Power			Coil		Ventilation				Electric Defrost			Connections		Net Weight (CO ₂) kg
	DT 8K - SC2 ⁽¹⁾			Surface area m ²	Circuit volume dm ³	Nb x \varnothing mm	Airflow m ³ /h	Air Throw ⁽³⁾ Standard m	Acoustics Lp 4m ⁽⁴⁾ dB(A)	E1U ⁽⁵⁾ 400V / 3 / 50Hz			HFC		
	CO ₂ (2) 60 bar	R404A	R449A							Number	Power W	Current A	Inlet \varnothing	Outlet \varnothing	
	kW	kW	kW												
2x6D B3	67.8	51.1	53.8	297	58	2x630	23700	39	63	12	30000	43,3	1"5/8	2"1/8	469
2x8Y C1	67.7	51.6	54.3	247	48	2x800	30290	36	50	6	19800	28,6	1"5/8	2"1/8	497
3x6E B1	75.2	56.4	59.4	223	43	3x630	38820	50	60	6	17400	25,1	1"5/8	2"1/8	496
4x5D A2	74.6	57.5	60.5	278	54	4x500	30160	44	55	6	24600	35,5	1"5/8	2"1/8	453
3x6D B1	76.8	57.7	60.7	223	43	3x630	40390	50	65	6	17400	25,1	1"5/8	2"1/8	496
3x6Y B2	75.0	57.7	60.8	334	65	3x630	27130	35	56	9	33300	48,1	1"5/8	2"1/8	570
4x5E A2	76.7	59.3	62.5	278	54	4x500	31730	44	59	6	24600	35,5	1"5/8	2"1/8	441
2x8Y C2	79.7	59.7	62.8	371	72	2x800	28190	34	50	12	39600	57,2	1"5/8	2"5/8	585
3x6Y B3	78.0	59.7	62.9	445	86	3x630	25240	32	56	12	44400	64,1	1"5/8	2"5/8	660
2x8D C1	83.3	61.1	63.7	247	48	2x800	40540	46	56	6	19800	28,6	1"5/8	2"1/8	497
4x6Y B1	88.4	62.2	65.4	297	58	4x630	39170	42	57	6	29400	42,4	1"5/8	2"5/8	635
2x8E C1	85.5	62.7	65.3	247	48	2x800	42490	46	57	6	19800	28,6	1"5/8	2"1/8	490
4x5D A3	77.1	63.8	67.2	371	72	4x500	28370	41	55	9	36900	53,3	1"5/8	2"5/8	549
4x5E A3	87.6	66.9	70.4	371	72	4x500	30330	41	59	9	36900	53,3	1"5/8	2"5/8	537
3x6E B2	86.5	70.0	73.7	334	65	3x630	36500	47	60	9	33300	48,1	1"5/8	2"1/8	570
3x6D B2	87.8	71.4	75.2	334	65	3x630	37800	47	65	9	33300	48,1	1"5/8	2"1/8	570
4x6E B1	103.7	71.5	75.2	297	58	4x630	51760	57	61	6	29400	42,4	1"5/8	2"5/8	635
2x8D C2	103.3	72.1	75.9	371	72	2x800	38240	43	56	12	39600	57,2	1"5/8	2"5/8	585
4x6D B1	105.9	72.8	76.7	297	58	4x630	53850	57	66	6	29400	42,4	1"5/8	2"5/8	635
2x8E C2	106.2	74.0	77.9	371	72	2x800	40010	43	57	12	39600	57,2	1"5/8	2"5/8	578
3x6E B3	101.3	74.1	78.1	445	86	3x630	34540	44	60	12	44400	64,1	1"5/8	2"5/8	660
3x8Y C1	101.7	74.7	78.7	371	72	3x800	45440	41	52	6	29400	42,4	1"5/8	2"5/8	700
3x6D B3	102.7	74.9	78.9	445	86	3x630	35550	44	65	12	44400	64,1	1"5/8	2"5/8	660
4x6Y B2	100.4	75.1	79.1	445	86	4x630	36180	39	57	9	44100	63,7	1"5/8	2"5/8	733
2x1Y D1	-	80.5	84.8	371	72	2x1000	49530	44	52	9	36900	53,3	1"5/8	2"5/8	749
4x6Y B3	104.4	81.6	85.9	594	115	4x630	33650	36	57	12	58800	84,9	2x1"5/8	2x2"1/8	852
3x8D C1	125.2	86.8	91.4	371	72	3x800	60820	52	58	6	29400	42,4	1"5/8	2"5/8	700
3x8E C1	128.5	88.8	93.5	371	72	3x800	63740	52	58	6	29400	42,4	1"5/8	2"5/8	690
3x8Y C2	121.4	89.7	94.4	557	108	3x800	42290	38	52	12	58800	84,9	2x1"5/8	2x2"1/8	832
4x6E B2	115.9	89.9	94.7	445	86	4x630	48670	54	61	9	44100	63,7	1"5/8	2"5/8	733
2x1D D1	-	91.5	96.3	371	72	2x1000	62790	52	58	9	36900	53,3	1"5/8	2"5/8	749
4x6D B2	117.7	91.9	96.7	445	86	4x630	50400	54	66	9	44100	63,7	1"5/8	2"5/8	733
2x1Y D2	-	97.0	102.2	557	108	2x1000	46100	42	52	12	49200	71,0	2x1"5/8	2x2"5/8	862
4x6E B3	135.7	101.1	106.4	594	115	4x630	46050	51	61	12	58800	84,9	2x1"5/8	2x2"1/8	852
4x6D B3	137.5	103.3	108.8	594	115	4x630	47390	51	66	12	58800	84,9	2x1"5/8	2x2"1/8	852
4x8Y C1	135.7	103.6	109.0	495	96	4x800	60580	45	53	6	37800	54,6	2x1"5/8	2x2"5/8	904
3x8D C2	145.3	108.1	113.8	557	108	3x800	57360	49	58	12	58800	84,9	2x1"5/8	2x2"1/8	832
3x8E C2	149.1	111.0	116.9	557	108	3x800	60020	49	58	12	58800	84,9	2x1"5/8	2x2"1/8	823
4x8Y C2	157.0	111.4	117.3	742	144	4x800	56390	42	53	12	75600	109,1	2x1"5/8	2x2"5/8	1078
2x1D D2	-	113.4	119.5	557	108	2x1000	58920	49	58	12	49200	71,0	2x1"5/8	2x2"5/8	862
4x8D C1	167.1	122.6	128.1	495	96	4x800	81090	58	59	6	37800	54,6	2x1"5/8	2x2"5/8	904
3x1Y D1	-	122.6	128.3	557	108	3x1000	74300	49	53	9	55800	80,5	2x1"5/8	2x2"5/8	1061
4x8E C1	171.5	125.9	131.2	495	96	4x800	84990	58	60	6	37800	54,6	2x1"5/8	2x2"5/8	892
4x8D C2	198.7	131.4	138.3	742	144	4x800	76480	54	59	12	75600	109,1	2x1"5/8	2x2"5/8	1078
4x8E C2	203.3	134.6	141.7	742	144	4x800	80020	54	60	12	75600	109,1	2x1"5/8	2x2"5/8	1066
3x1Y D2	-	135.4	142.6	835	162	3x1000	69160	46	53	12	74400	107,4	2x1"5/8	2x2"5/8	1230
3x1D D1	-	140.7	145.6	557	108	3x1000	94190	58	59	9	55800	80,5	2x1"5/8	2x2"5/8	1061
3x1D D2	-	155.6	163.9	835	162	3x1000	88380	55	59	12	74400	107,4	2x1"5/8	2x2"5/8	1230

* \varnothing 500 mm : 400 V/3/50 Hz - Δ = 1330 rpm. - 800 W max - 1.4 A max | Y = 960 rpm. - 540 W max - 0.9 A max (5) | * \varnothing 630 mm : 400 V/3/50 Hz - Δ = 1210 rpm. - 1450 W max - 2.4 A max | Y = 860 rpm. - 820 W max - 1.4 A max (5)
 * \varnothing 800 mm : 400 V/3/50 Hz - Δ = 870 rpm. - 1850 W max - 3.8 A max | Y = 640 rpm. - 1050 W max - 2.0 A max (5) | * \varnothing 1000 mm : 400 V/3/50 Hz - Δ = 830 rpm. - 2900 W max - 5.6 A max | Y = 630 rpm. - 1750 W max - 3.0 A max (5)

(1) Standard conditions: SC2 / 0 °C (air inlet temp.) / -8 °C (evaporating temp.) / DT1 = 8K | SC3 / -18 °C (air inlet temp.) / -25 °C (evaporating temp.) / DT1 = 7K | SC4 / -25 °C (air inlet temp.) / -31 °C (evaporating temp.) / DT1 = 6K

SC5 / -34 °C (air inlet temp.) / -40 °C (evaporating temp.) / DT1 = 6K

(2) Operating pressure: 60 bar - Connection diameters to be defined when ordering.

(3) Residual air speed: 0.25 m/s. - Air throw with VPA option = Standard +15 m

(4) Lp = Average sound pressure level in dB(A) calculated at 4 m, level with the blades, in a free field over a reflecting plane, given as an indication only. Lw = Lp +30 dB(A)

(5) Electric defrost options.

NKH_(A) 1x6_(B) E_(C) B2_(D) L_(E)

- (A) Fin type: **T** = Large heat exchange surface - **H** = High-efficiency fin
- (B) Number of fans x Ø : **5** = Ø 500 mm - **6** = Ø 630 mm - **8** = Ø 800 mm - **1** = Ø 1000 mm
- (C) Motor connection: **E** = EC - **D** = Triangle - **Y** = Star
- (D) Module
- (E) Fin spacing: **R** = 4.23 mm (positive) - **L** = 6.35 mm (positive) -
C = 6.35 mm (negative) - **S** = 9 mm (negative) - **T** = 12 mm (negative)

The NK is available with CO₂, HFCs and glycol water. For more information, please consult our software.

NKH ... L | H = High-efficiency fin

 **6.35 mm**

NKH ... L	Power			Coil		Ventilation				Electric Defrost			Connections		Net Weight (CO ₂) kg
	DT 8K - SC2 ⁽¹⁾			Surface area m ²	Circuit volume dm ³	Nb x Ø mm	Airflow m ³ /h	Air Throw ⁽³⁾ Standard m	Acoustics Lp 4m ⁽⁴⁾ dB(A)	E1U ⁽⁵⁾ 400V / 3 / 50Hz			HFC		
	CO ₂ (2) 60 bar kW	R404A kW	R449A kW							Number	Power W	Current A	Inlet Ø	Outlet Ø	
				W	A	Ø	Ø								
1x5Y A1	10.8	8.1	8.3	32	9	1x500	6160	25	43	6	3600	5,2	5/8"	1 1/8	133
1x5D A1	12.7	9.3	9.6	32	9	1x500	8230	34	49	6	3600	5,2	5/8"	1 1/8	133
1x5E A1	12.9	9.5	9.7	32	9	1x500	8460	34	53	6	3600	5,2	5/8"	1 1/8	130
1x5Y A2	12.9	10.0	10.5	48	14	1x500	5700	22	43	6	3600	5,2	5/8"	1 1/8	145
1x5Y A3	13.9	11.3	11.9	64	18	1x500	5330	21	43	9	5400	7,8	1 1/8"	1 1/8	172
1x5D A2	15.3	11.9	12.5	48	14	1x500	7740	31	49	6	3600	5,2	5/8"	1 1/8	145
1x5E A2	16.3	12.1	12.8	48	14	1x500	8090	31	53	6	3600	5,2	5/8"	1 1/8	141
1x6Y B1	17.4	13.1	13.5	51	14	1x630	10020	31	51	6	6600	9,5	7/8"	1 1/8	202
1x5D A3	17.2	13.8	14.6	64	18	1x500	7320	29	49	9	5400	7,8	1 1/8"	1 1/8	172
1x5E A3	17.6	14.4	15.1	64	18	1x500	7760	29	53	9	5400	7,8	1 1/8"	1 1/8	169
1x6E B1	20.2	15.0	15.4	51	14	1x630	13160	44	55	6	6600	9,5	7/8"	1 1/8	202
1x6D B1	20.7	15.3	15.7	51	14	1x630	13710	44	60	6	6600	9,5	7/8"	1 1/8	202
2x5Y A1	21.4	16.2	17.0	64	18	2x500	12310	27	46	6	8700	12,6	1 1/8"	1 3/8	220
1x6Y B2	21.3	16.4	17.3	77	22	1x630	9330	28	51	9	9900	14,3	1 1/8"	1 3/8	224
1x6Y B3	23.5	18.2	19.2	102	29	1x630	8740	27	51	12	13200	19,1	1 1/8"	1 3/8	259
2x5D A1	24.9	18.8	19.6	64	18	2x500	16470	37	52	6	8700	12,6	1 1/8"	1 3/8	220
2x5E A1	25.2	19.0	19.8	64	18	2x500	16920	37	56	6	8700	12,6	1 1/8"	1 3/8	214
1x6E B2	26.2	19.4	20.4	77	22	1x630	12460	41	55	9	9900	14,3	1 1/8"	1 3/8	224
1x6D B2	26.8	19.8	20.8	77	22	1x630	12930	41	60	9	9900	14,3	1 1/8"	1 3/8	224
2x5Y A2	24.5	20.2	21.3	96	27	2x500	11400	26	46	6	8700	12,6	1 1/8"	1 3/8	241
1x8Y C1	27.5	20.9	21.8	85	24	1x800	15450	37	47	6	9600	13,9	1 1/8"	1 5/8	279
1x6E B3	28.1	22.1	23.2	102	29	1x630	11850	39	55	12	13200	19,1	1 1/8"	1 3/8	259
1x6D B3	28.5	22.5	23.6	102	29	1x630	12240	39	60	12	13200	19,1	1 1/8"	1 3/8	259
2x5Y A3	28.5	22.7	23.9	128	36	2x500	10660	23	46	9	13050	18,8	1 3/8"	1 5/8	289
1x8D C1	32.1	24.2	25.2	85	24	1x800	20590	47	53	6	9600	13,9	1 1/8"	1 5/8	279
2x5D A2	29.5	24.2	25.5	96	27	2x500	15490	35	52	6	8700	12,6	1 1/8"	1 3/8	241
3x5Y A1	31.4	24.2	25.5	96	27	3x500	18470	31	48	6	12000	17,3	1 1/8"	1 5/8	304
1x8E C1	32.8	24.8	25.8	85	24	1x800	21610	47	54	6	9600	13,9	1 1/8"	1 5/8	276
2x5E A2	30.0	24.8	26.1	96	27	2x500	16190	35	56	6	8700	12,6	1 1/8"	1 3/8	235
1x8Y C2	33.4	26.2	27.6	128	36	1x800	14490	35	47	9	14400	20,8	1 3/8"	1 5/8	313
2x6Y B1	33.1	26.3	27.2	102	29	2x630	20040	33	54	6	12600	18,2	1 3/8"	1 5/8	342
2x5D A3	33.2	27.9	29.4	128	36	2x500	14650	33	52	9	13050	18,8	1 3/8"	1 5/8	289
3x5D A1	37.1	27.9	29.4	96	27	3x500	24700	43	54	6	12000	17,3	1 1/8"	1 5/8	304
3x5E A1	37.6	28.3	29.8	96	27	3x500	25380	43	58	6	12000	17,3	1 1/8"	1 5/8	294
2x5E A3	36.2	29.0	30.6	128	36	2x500	15520	33	56	9	13050	18,8	1 3/8"	1 5/8	283
2x6E B1	38.7	30.3	31.1	102	29	2x630	26330	46	58	6	12600	18,2	1 3/8"	1 5/8	342
3x5Y A2	39.4	30.4	32.0	144	40	3x500	17100	28	48	6	12000	17,3	1 3/8"	1 5/8	335
2x6D B1	39.4	30.9	31.7	102	29	2x630	27420	46	63	6	12600	18,2	1 3/8"	1 5/8	342
1x8D C2	41.5	31.3	33.0	128	36	1x800	19570	45	53	9	14400	20,8	1 3/8"	1 5/8	313
1x8E C2	42.5	32.1	33.8	128	36	1x800	20470	45	54	9	14400	20,8	1 3/8"	1 5/8	310
2x6Y B2	41.8	32.6	34.4	153	43	2x630	18660	32	54	9	18900	27,3	1 3/8"	1 5/8	383
4x5Y A1	43.0	32.6	34.1	128	36	4x500	24630	35	49	6	18000	26,0	1 3/8"	2 1/8	386
3x5Y A3	44.8	34.0	35.8	192	54	3x500	15990	27	48	9	18000	26,0	1 5/8"	2 1/8	402
3x5D A2	46.9	36.3	38.2	144	40	3x500	23230	40	54	6	12000	17,3	1 3/8"	1 5/8	335
2x6Y B3	47.6	36.7	38.7	204	58	2x630	17480	29	54	12	25200	36,4	1 5/8"	2 1/8	442
3x5E A2	48.0	37.1	39.0	144	40	3x500	24280	40	58	6	12000	17,3	1 3/8"	1 5/8	326
4x5D A1	50.0	37.8	39.4	128	36	4x500	32940	48	55	6	18000	26,0	1 3/8"	2 1/8	386
4x5E A1	50.7	38.3	39.9	128	36	4x500	33850	48	59	6	18000	26,0	1 3/8"	2 1/8	373
2x6E B2	50.8	38.4	40.5	153	43	2x630	24930	44	58	9	18900	27,3	1 3/8"	1 5/8	383
2x6D B2	51.7	39.1	41.2	153	43	2x630	25860	44	63	9	18900	27,3	1 3/8"	1 5/8	383
3x6Y B1	51.7	39.6	41.0	153	43	3x630	30060	39	56	6	17400	25,1	1 5/8"	2 1/8	475
4x5Y A2	51.9	40.8	42.9	192	54	4x500	22790	33	49	6	18000	26,0	1 5/8"	2 1/8	428
2x8Y C1	55.7	41.5	43.7	170	48	2x800	30910	38	50	6	19800	28,6	1 5/8"	2 1/8	474
3x5D A3	54.4	41.8	44.0	192	54	3x500	21970	38	54	9	18000	26,0	1 5/8"	2 1/8	402
3x5E A3	56.2	43.4	45.7	192	54	3x500	23290	38	58	9	18000	26,0	1 5/8"	2 1/8	392
2x6E B3	56.9	44.6	47.0	204	58	2x630	23710	42	58	12	25200	36,4	1 5/8"	2 1/8	442

NKH^(A) 1x6^(B) E^(C) B2^(D) L^(E)

(A) Fin type: **T** = Large heat exchange surface - **H** = High-efficiency fin

(B) Number of fans x Ø: **5** = Ø 500 mm - **6** = Ø 630 mm - **8** = Ø 800 mm - **1** = Ø 1000 mm

(C) Motor connection: **E** = EC - **D** = Triangle - **Y** = Star

(D) Module

(E) Fin spacing: **R** = 4.23 mm (positive) - **L** = 6.35 mm (positive) -

C = 6.35 mm (negative) - **S** = 9 mm (negative) - **T** = 12 mm (negative)

The NK is available with
CO2, HFCs and glycol water.
For more information, please
consult our software.

NKH ... L | H = High-efficiency fin

 6.35 mm

NKH ... L	Power			Coil		Ventilation				Electric Defrost			Connections		Net Weight (CO2) kg
	DT 8K - SC2 ⁽¹⁾			Surface area m ²	Circuit volume dm ³	Nb x Ø mm	Airflow m ³ /h	Air Throw ⁽³⁾ Standard m	Acoustics Lp 4m ⁽⁴⁾ dB(A)	E1U ⁽⁵⁾ 400V / 3 / 50Hz			HFC		
	CO2 (2) 60 bar kW	R404A kW	R449A kW							Number	Power W	Current A	Inlet Ø	Outlet Ø	
2x6D B3	58.0	45.4	47.8	204	58	2x630	24470	42	63	12	25200	36.4	1"5/8	2"1/8	442
3x6E A1	61.2	45.6	46.9	153	43	3x630	39490	52	60	6	17400	25.1	1"5/8	2"1/8	475
4x5Y A3	56.8	45.7	48.1	255	72	4x500	21320	31	49	9	27000	39.0	1"5/8	2"1/8	515
3x6D B1	62.5	46.5	47.8	153	43	3x630	41140	52	65	6	17400	25.1	1"5/8	2"1/8	475
2x8D C1	65.6	47.8	50.3	170	48	2x800	41180	48	56	6	19800	28.6	1"5/8	2"1/8	474
3x6Y B2	62.9	48.4	50.9	230	65	3x630	27990	36	56	9	26100	37.7	1"5/8	2"1/8	537
2x8E C1	67.3	48.9	51.5	170	48	2x800	43210	48	57	6	19800	28.6	1"5/8	2"1/8	468
4x5D A2	64.6	48.9	51.5	192	54	4x500	30970	45	55	6	18000	26.0	1"5/8	2"1/8	428
4x5E A2	66.2	50.1	52.7	192	54	4x500	32370	45	59	6	18000	26.0	1"5/8	2"1/8	415
4x6Y B1	66.5	51.9	54.6	204	58	4x630	40070	43	57	6	24000	34.6	1"5/8	2"1/8	608
2x8Y C2	67.0	52.3	55.0	255	72	2x800	28980	35	50	9	29700	42.9	1"5/8	2"5/8	540
3x6Y B3	71.7	54.5	57.4	306	86	3x630	26230	35	56	12	34800	50.2	1"5/8	2"1/8	619
4x5D A3	71.9	56.3	59.2	255	72	4x500	29290	42	55	9	27000	39.0	1"5/8	2"1/8	515
3x6E B2	73.7	56.6	59.6	230	65	3x630	37390	49	60	9	26100	37.7	1"5/8	2"1/8	537
3x6D B2	77.9	57.7	60.8	230	65	3x630	38790	49	65	9	26100	37.7	1"5/8	2"1/8	537
4x5E A3	74.1	58.3	61.3	255	72	4x500	31050	42	59	9	27000	39.0	1"5/8	2"1/8	502
4x6E B1	77.9	59.2	62.3	204	58	4x630	52660	58	61	6	24000	34.6	1"5/8	2"1/8	608
4x6D B1	79.3	60.3	63.5	204	58	4x630	54850	58	66	6	24000	34.6	1"5/8	2"1/8	608
2x8D C2	79.3	62.0	65.3	255	72	2x800	39130	45	56	9	29700	42.9	1"5/8	2"5/8	540
3x8Y C1	83.1	62.3	65.6	255	72	3x800	46360	43	52	6	24000	34.6	1"5/8	2"5/8	665
2x8E C2	81.2	63.6	67.0	255	72	2x800	40950	45	57	9	29700	42.9	1"5/8	2"5/8	534
4x6Y B2	84.1	65.5	69.0	306	86	4x630	37310	41	57	9	36000	52.0	1"5/8	2"5/8	692
3x6E B3	85.8	65.9	69.4	306	86	3x630	35560	47	60	12	34800	50.2	1"5/8	2"1/8	619
2x1Y D1	-	66.1	69.1	255	72	2x1000	50510	46	52	6	24600	35.5	1"5/8	2"5/8	702
3x6D B3	87.4	67.3	70.8	306	86	3x630	36710	47	65	12	34800	50.2	1"5/8	2"1/8	619
3x8D C1	96.9	71.8	75.6	255	72	3x800	61780	55	58	6	24000	34.6	1"5/8	2"5/8	665
3x8E C1	99.3	73.5	77.4	255	72	3x800	64820	55	58	6	24000	34.6	1"5/8	2"5/8	656
4x6Y B3	95.8	73.9	77.8	408	115	4x630	34970	39	57	12	48000	69.3	2x1"5/8	2x2"1/8	797
2x1D D1	-	74.7	77.7	255	72	2x1000	64040	54	58	6	24600	35.5	1"5/8	2"5/8	702
4x6E B2	98.6	77.2	81.3	306	86	4x630	49860	55	61	9	36000	52.0	1"5/8	2"5/8	692
3x8Y C2	100.8	78.3	82.5	383	108	3x800	43470	41	52	9	36000	52.0	2x1"5/8	2x2"1/8	765
4x6D B2	104.1	78.6	82.8	306	86	4x630	51720	55	66	9	36000	52.0	1"5/8	2"5/8	692
2x1Y D2	-	83.5	87.9	383	108	2x1000	47430	43	52	9	36900	53.3	2x1"5/8	2x2"1/8	798
4x8Y C1	109.6	84.5	86.8	340	96	4x800	61810	47	53	6	37800	54.6	2x1"5/8	2x2"5/8	859
4x6E B3	114.7	89.5	94.3	408	115	4x630	47420	52	61	12	48000	69.3	2x1"5/8	2x2"1/8	797
4x6D B3	116.8	91.5	96.3	408	115	4x630	48940	52	66	12	48000	69.3	2x1"5/8	2x2"1/8	797
3x8D C2	125.4	93.1	98.1	383	108	3x800	58700	52	58	9	36000	52.0	2x1"5/8	2x2"1/8	765
3x8E C2	128.7	95.5	100.6	383	108	3x800	61420	52	58	9	36000	52.0	2x1"5/8	2x2"1/8	756
2x1D D2	-	96.2	101.3	383	108	2x1000	60340	51	58	9	36900	53.3	2x1"5/8	2x2"1/8	798
4x8D C1	127.5	98.6	100.4	340	96	4x800	82370	61	59	6	37800	54.6	2x1"5/8	2x2"5/8	859
3x1Y D1	-	99.5	101.4	383	108	3x1000	75770	51	53	6	37200	53.7	2x1"5/8	2x2"5/8	990
4x8Y C2	137.7	99.6	104.8	511	144	4x800	57960	44	53	9	56700	81.8	2x1"5/8	2x2"1/8	989
4x8E C1	130.6	101.1	102.7	340	96	4x800	86430	61	60	6	37800	54.6	2x1"5/8	2x2"5/8	846
3x1D D1	-	112.9	114.1	383	108	3x1000	96060	61	59	6	37200	53.7	2x1"5/8	2x2"5/8	990
4x8D C2	164.1	116.6	122.7	511	144	4x800	78260	57	59	9	56700	81.8	2x1"5/8	2x2"1/8	989
4x8E C2	168.2	119.0	125.3	511	144	4x800	81890	57	60	9	56700	81.8	2x1"5/8	2x2"1/8	977
3x1Y D2	-	120.1	126.4	574	162	3x1000	71150	49	53	9	55800	80.5	2x1"5/8	2x2"5/8	1133
3x1D D2	-	136.1	143.3	574	162	3x1000	90510	58	59	9	55800	80.5	2x1"5/8	2x2"5/8	1133

*Ø 500 mm : 400 V/3/50 Hz - Δ = 1330 rpm. - 800 W max - 1.4 A max | Y = 960 rpm. - 540 W max - 0.9 A max (5) | *Ø 630 mm : 400 V/3/50 Hz - Δ = 1210 rpm. - 1450 W max - 2.4 A max | Y = 860 rpm. - 820 W max - 1.4 A max (5)

*Ø 800 mm : 400 V/3/50 Hz - Δ = 870 rpm. - 1850 W max - 3.8 A max | Y = 640 rpm. - 1050 W max - 2.0 A max (5) | *Ø 1000 mm : 400 V/3/50 Hz - Δ = 830 rpm. - 2900 W max - 5.6 A max | Y = 630 rpm. - 1750 W max - 3.0 A max (5)

(1) Standard conditions: SC2 / 0 °C (air inlet temp.) / -8 °C (evaporating temp.) / DT1 = 8K | SC3 / -18 °C (air inlet temp.) / -25 °C (evaporating temp.) / DT1 = 7K | SC4 / -25 °C (air inlet temp.) / -31 °C (evaporating temp.) / DT1 = 6K | SC5 / -34 °C (air inlet temp.) / -40 °C (evaporating temp.) / DT1 = 6K

(2) Operating pressure: 60 bar - Connection diameters to be defined when ordering.

(3) Residual air speed: 0.25 m/s. - Air throw with VPA option = Standard +15 m

(4) Lp = Average sound pressure level in dB(A) calculated at 4 m, level with the blades, in a free field over a reflecting plane, given as an indication only. Lw = Lp +30 dB(A)

(5) Electric defrost options.

NKH^(A) 1x6^(B) E^(C) B2^(D) C^(E)

- (A) Fin type: **T** = Large heat exchange surface - **H** = High-efficiency fin
- (B) Number of fans x Ø : **5** = Ø 500 mm - **6** = Ø 630 mm - **8** = Ø 800 mm - **1** = Ø 1000 mm
- (C) Motor connection: **E** = EC - **D** = Triangle - **Y** = Star
- (D) Module
- (E) Fin spacing: **R** = 4.23 mm (positive) - **L** = 6.35 mm (positive) -
C = 6.35 mm (negative) - **S** = 9 mm (negative) - **T** = 12 mm (negative)

The NK is available with CO₂, HFCs and glycol water. For more information, please consult our software.

NKH ... C | H = High-efficiency fin

 6.35 mm

NKH ... C	Power						Coil		Ventilation				Electric Defrost			Connections		Net Weight (CO ₂) kg
	DT 7K - SC3 ⁽¹⁾			DT 6K - SC4 ⁽¹⁾			Surface area m ²	Circuit volume dm ³	Nb x Ø mm	Airflow m ³ /h	Air Throw ⁽³⁾ Standard m	Acoustics Lp 4m ⁽⁴⁾ dB(A)	ELU ⁽⁵⁾ 400V / 3 / 50Hz			HFC		
	CO ₂ ⁽²⁾ 60 bar	R404A	R449A	CO ₂ ⁽²⁾ 60 bar	R404A	R449A							Number	Power W	Current A	Inlet Ø	Outlet Ø	
	kW	kW	kW	kW	kW	kW												
1x5Y A1	9.0	6.1	6.1	7.3	4.8	4.8	32	9	1x500	6160	25	43	6	3600	5.2	5/8"	7/8"	133
1x5D A1	10.4	7.1	6.9	8.5	5.5	5.4	32	9	1x500	8230	34	49	6	3600	5.2	5/8"	7/8"	133
1x5E A1	10.2	7.2	7.0	8.2	5.6	5.4	32	9	1x500	8460	34	53	6	3600	5.2	5/8"	7/8"	130
1x5Y A2	10.9	7.8	7.9	9.3	6.1	6.3	48	14	1x500	5700	22	43	9	5400	7.8	1 1/8"	1 1/8"	148
1x5Y A3	12.2	8.7	9.1	10.0	6.9	7.1	64	18	1x500	5330	21	43	12	7200	10.4	1 1/8"	1 1/8"	175
1x5D A2	13.5	9.2	9.3	11.0	7.2	7.3	48	14	1x500	7740	31	49	9	5400	7.8	1 1/8"	1 1/8"	148
1x5E A2	13.8	9.4	9.5	11.3	7.4	7.4	48	14	1x500	8090	31	53	9	5400	7.8	1 1/8"	1 1/8"	145
1x6Y B1	14.3	9.9	10.0	11.7	7.7	7.8	51	14	1x630	10020	31	51	6	6600	9.5	7/8"	1 3/8"	202
1x5D A3	15.7	10.6	11.0	12.8	8.3	8.5	64	18	1x500	7320	29	49	12	7200	10.4	1 1/8"	1 1/8"	175
1x5E A3	16.2	10.9	11.4	13.3	8.6	8.8	64	18	1x500	7760	29	53	12	7200	10.4	1 1/8"	1 1/8"	172
1x6E B1	16.4	11.2	11.2	13.6	8.7	8.7	51	14	1x630	13160	44	55	6	6600	9.5	7/8"	1 3/8"	202
1x6D B1	16.8	11.4	11.4	13.9	8.9	8.9	51	14	1x630	13710	44	60	6	6600	9.5	7/8"	1 3/8"	202
2x5Y A1	17.6	12.5	12.3	14.8	9.8	9.8	64	18	2x500	12310	27	46	6	8700	12.6	1 1/8"	1 3/8"	220
1x6Y B2	17.7	12.6	13.1	14.3	9.9	10.2	77	22	1x630	9330	28	51	12	13200	19.1	1 1/8"	1 3/8"	227
1x6Y B3	19.6	14.3	15.0	17.0	11.4	11.7	102	29	1x630	8740	27	51	15	16500	23.8	1 3/8"	1 5/8"	263
2x5D A1	21.0	14.3	14.1	17.1	11.2	11.0	64	18	2x500	16470	37	52	6	8700	12.6	1 1/8"	1 3/8"	220
2x5E A1	21.3	14.5	14.2	17.4	11.4	11.1	64	18	2x500	16920	37	56	6	8700	12.6	1 1/8"	1 3/8"	214
1x6E B2	20.7	14.7	15.1	17.2	11.5	11.9	77	22	1x630	12460	41	55	12	13200	19.1	1 1/8"	1 3/8"	227
1x6D B2	21.1	15.0	15.4	17.6	11.8	12.1	77	22	1x630	12930	41	60	12	13200	19.1	1 1/8"	1 3/8"	227
2x5Y A2	22.0	15.7	16.1	18.7	12.5	12.8	96	27	2x500	11400	26	46	9	13050	18.8	1 3/8"	1 5/8"	248
1x8Y C1	23.1	16.0	16.0	19.1	12.6	12.7	85	24	1x800	15450	37	47	6	9600	13.9	1 3/8"	1 5/8"	280
1x6E B3	25.0	17.3	18.0	20.4	13.6	14.0	102	29	1x630	11850	39	55	15	16500	23.8	1 3/8"	1 5/8"	263
1x6D B3	25.5	17.6	18.3	20.7	13.9	14.2	102	29	1x630	12240	39	60	15	16500	23.8	1 3/8"	1 5/8"	263
2x5Y A3	24.3	17.7	18.5	19.6	14.1	14.5	128	36	2x500	10660	23	46	12	17400	25.1	1 3/8"	1 5/8"	295
1x8D C1	27.0	18.5	18.3	22.7	14.4	14.3	85	24	1x800	20590	47	53	6	9600	13.9	1 3/8"	1 5/8"	280
2x5D A2	27.2	18.7	18.9	22.3	14.7	14.9	96	27	2x500	15490	35	52	9	13050	18.8	1 3/8"	1 5/8"	248
3x5Y A1	26.5	18.8	18.6	22.3	14.8	14.7	96	27	3x500	18470	31	48	6	12000	17.3	1 3/8"	1 5/8"	304
1x8E C1	27.7	18.9	18.6	23.2	14.7	14.6	85	24	1x800	21610	47	54	6	9600	13.9	1 3/8"	1 5/8"	276
2x5E A2	27.9	19.2	19.3	22.8	15.1	15.2	96	27	2x500	16190	35	56	9	13050	18.8	1 3/8"	1 5/8"	242
2x6Y B1	28.8	20.0	20.2	23.6	15.7	16.0	102	29	2x630	20040	33	54	6	12600	18.2	1 3/8"	1 5/8"	342
1x8Y C2	28.4	20.1	21.0	24.3	15.9	16.3	128	36	1x800	14490	35	47	12	19200	27.7	1 3/8"	1 5/8"	319
2x5D A3	29.2	21.4	22.4	24.5	16.9	17.4	128	36	2x500	14650	33	52	12	17400	25.1	1 3/8"	1 5/8"	295
3x5D A1	31.6	21.6	21.2	25.8	17.0	16.7	96	27	3x500	24700	43	54	6	12000	17.3	1 3/8"	1 5/8"	304
3x5E A1	32.0	21.9	21.5	26.1	17.2	16.8	96	27	3x500	25380	43	58	6	12000	17.3	1 3/8"	1 5/8"	295
2x5E A3	30.1	22.1	23.1	25.2	17.4	17.9	128	36	2x500	15520	33	56	12	17400	25.1	1 3/8"	1 5/8"	289
2x6E B1	33.2	22.7	22.9	27.0	17.7	17.8	102	29	2x630	26330	46	58	6	12600	18.2	1 3/8"	1 5/8"	342
2x6D B1	33.8	23.1	23.3	27.5	18.0	18.1	102	29	2x630	27420	46	63	6	12600	18.2	1 3/8"	1 5/8"	342
1x8D C2	35.1	23.7	24.7	28.8	18.5	19.0	128	36	1x800	19570	45	53	12	19200	27.7	1 3/8"	1 5/8"	319
3x5Y A2	33.0	23.7	24.3	28.2	18.8	19.3	144	40	3x500	17100	28	48	9	18000	26.0	1 5/8"	2 1/8"	346
1x8E C2	36.0	24.2	25.3	29.5	18.9	19.4	128	36	1x800	20470	45	54	12	19200	27.7	1 3/8"	1 5/8"	315
4x5Y A1	35.4	24.7	25.4	28.8	19.3	19.9	128	36	4x500	24630	35	49	6	18000	26.0	1 3/8"	2 1/8"	386
2x6Y B2	35.3	25.5	26.6	30.0	20.2	20.7	153	43	2x630	18660	32	54	12	25200	36.4	1 5/8"	2 1/8"	392
3x5Y A3	36.6	26.3	27.5	29.6	20.9	21.5	192	54	3x500	15990	27	48	12	24000	34.6	1 5/8"	2 1/8"	411
4x5D A1	40.9	28.1	28.8	33.9	21.9	22.4	128	36	4x500	32940	48	55	6	18000	26.0	1 3/8"	2 1/8"	386
3x5D A2	40.9	28.2	28.5	33.6	22.2	22.5	144	40	3x500	23230	40	54	9	18000	26.0	1 5/8"	2 1/8"	346
4x5E A1	41.5	28.5	29.1	34.4	22.1	22.7	128	36	4x500	33850	48	59	6	18000	26.0	1 3/8"	2 1/8"	373
3x5E A2	41.9	28.8	29.1	34.4	22.7	23.0	144	40	3x500	24280	40	58	9	18000	26.0	1 5/8"	2 1/8"	336
2x6Y B3	39.6	29.0	30.3	34.3	23.1	23.7	204	58	2x630	17480	29	54	15	31500	45.5	1 5/8"	2 1/8"	449
2x6E B2	43.2	29.8	30.8	35.2	23.4	24.1	153	43	2x630	24930	44	58	12	25200	36.4	1 5/8"	2 1/8"	392
3x6Y B1	42.3	30.1	30.5	35.3	23.7	24.1	153	43	3x630	30060	39	56	6	17400	25.1	1 5/8"	2 1/8"	475
2x6D B2	44.1	30.4	31.3	35.9	23.9	24.5	153	43	2x630	25860	44	63	12	25200	36.4	1 5/8"	2 1/8"	392

NKH^(A) 1x6^(B) E^(C) B2^(D) C^(E)

- (A) Fin type: **T** = Large heat exchange surface - **H** = High-efficiency fin
 (B) Number of fans x Ø : **5** = Ø 500 mm - **6** = Ø 630 mm - **8** = Ø 800 mm - **1** = Ø 1000 mm
 (C) Motor connection: **E** = EC - **D** = Triangle - **Y** = Star
 (D) Module
 (E) Fin spacing: **R** = 4.23 mm (positive) - **L** = 6.35 mm (positive) -
C = 6.35 mm (negative) - **S** = 9 mm (negative) - **T** = 12 mm (negative)

The NK is available with CO₂, HFCs and glycol water. For more information, please consult our software.

NKH ... C | H = High-efficiency fin

 6.35 mm

NKH ... C	Power						Coil		Ventilation				Electric Defrost			Connections		Net Weight (CO ₂) kg
	DT 7K - SC3 ⁽¹⁾			DT 6K - SC4 ⁽¹⁾			Surface area m ²	Circuit volume dm ³	Nb x Ø mm	Airflow m ³ /h	Air Throw ⁽³⁾ Standard m	Acoustics Lp 4m ⁽⁴⁾ dB(A)	ELU ⁽⁵⁾ 400V / 3 / 50Hz			HFC		
	CO ₂ ⁽²⁾ 60 bar	R404A	R449A	CO ₂ ⁽²⁾ 60 bar	R404A	R449A							Number	Power W	Current A	Inlet Ø	Outlet Ø	
	kW	kW	kW	kW	kW	kW												
3x5D A3	44.0	31.7	33.1	37.1	25.0	25.7	192	54	3x500	21970	38	54	12	24000	34.6	1"5/8	2"1/8	411
2x8Y C1	46.2	32.4	32.4	37.9	25.5	25.7	170	48	2x800	30910	38	50	6	19800	28.6	1"5/8	2"1/8	474
3x5E A3	45.4	32.7	34.2	38.1	25.7	26.4	192	54	3x500	23290	38	58	12	24000	34.6	1"5/8	2"1/8	402
3x6E B1	48.4	34.3	34.5	40.0	26.8	27.0	153	43	3x630	39490	52	60	6	17400	25.1	1"5/8	2"1/8	475
3x6D B1	49.3	34.9	35.1	40.7	27.2	27.4	153	43	3x630	41140	52	65	6	17400	25.1	1"5/8	2"1/8	475
2x6E B3	50.4	34.9	36.5	41.2	27.6	28.4	204	58	2x630	23710	42	58	15	31500	45.5	1"5/8	2"1/8	449
2x6D B3	51.3	35.5	37.1	41.9	28.1	28.9	204	58	2x630	24470	42	63	15	31500	45.5	1"5/8	2"1/8	449
4x5Y A3	49.0	35.6	37.2	39.5	28.4	29.2	255	72	4x500	21320	31	49	12	36000	52.0	1"5/8	2"5/8	528
2x8D C1	53.7	37.3	37.0	43.8	29.2	29.0	170	48	2x800	41180	48	56	6	19800	28.6	1"5/8	2"1/8	474
2x8E C1	55.0	38.1	37.8	44.8	29.9	29.6	170	48	2x800	43210	48	57	6	19800	28.6	1"5/8	2"1/8	468
3x6Y B2	53.7	38.4	40.1	43.7	30.4	31.3	230	65	3x630	27990	36	56	12	34800	50.2	1"5/8	2"5/8	551
4x6Y B1	57.9	38.5	40.1	47.4	29.9	30.7	204	58	4x630	40070	43	57	6	29400	42.4	1"5/8	2"1/8	608
2x8Y C2	56.3	41.0	42.5	48.1	32.6	33.5	255	72	2x800	28980	35	50	12	39600	57.2	2x1"5/8	2x2"1/8	552
4x6E B1	66.6	43.0	44.9	54.3	33.1	34.0	204	58	4x630	52660	58	61	6	29400	42.4	1"5/8	2"1/8	608
4x5D A3	58.8	43.2	45.1	49.6	34.2	35.1	255	72	4x500	29290	42	55	12	36000	52.0	1"5/8	2"5/8	528
3x6Y B3	61.4	43.6	45.5	50.1	34.8	35.8	306	86	3x630	26230	35	56	15	43500	62.8	2x1"5/8	2x2"1/8	632
4x6D B1	67.9	43.7	45.6	55.3	33.6	34.6	204	58	4x630	54850	58	66	6	29400	42.4	1"5/8	2"1/8	608
4x5E A3	60.8	44.6	46.6	51.0	35.2	36.2	255	72	4x500	31050	42	59	12	36000	52.0	1"5/8	2"5/8	515
3x6E B2	63.1	45.0	46.4	52.8	35.4	36.4	230	65	3x630	37390	49	60	12	34800	50.2	1"5/8	2"5/8	551
3x6D B2	64.3	45.8	47.2	53.7	36.0	37.0	230	65	3x630	38790	49	65	12	34800	50.2	1"5/8	2"5/8	551
3x8Y C1	69.4	46.4	48.4	56.9	36.1	37.1	255	72	3x800	46360	43	52	6	29400	42.4	1"5/8	2"5/8	665
2x8D C2	69.8	48.6	49.7	57.0	38.4	39.4	255	72	2x800	39130	45	56	12	39600	57.2	2x1"5/8	2x2"1/8	552
2x8E C2	71.5	49.9	50.8	58.4	39.3	40.2	255	72	2x800	40950	45	57	12	39600	57.2	2x1"5/8	2x2"1/8	546
2x1Y D1	-	49.9	51.3	-	39.1	40.2	255	72	2x1000	50510	46	52	9	36900	53.3	1"5/8	2"5/8	715
3x8D C1	80.7	52.5	54.9	65.8	40.5	41.6	255	72	3x800	61780	55	58	6	29400	42.4	1"5/8	2"5/8	665
3x6E B3	73.6	52.7	55.0	59.5	41.7	42.8	306	86	3x630	35560	47	60	15	43500	62.8	2x1"5/8	2x2"1/8	632
3x8E C1	82.6	53.5	55.9	67.4	41.2	42.3	255	72	3x800	64820	55	58	6	29400	42.4	1"5/8	2"5/8	656
3x6D B3	75.0	53.6	56.0	60.6	42.4	43.5	306	86	3x630	36710	47	65	15	43500	62.8	2x1"5/8	2x2"1/8	632
2x1D D1	-	55.6	56.9	-	43.3	44.4	255	72	2x1000	64040	54	58	9	36900	53.3	1"5/8	2"5/8	715
4x6Y B3	79.4	56.7	59.2	64.0	44.9	46.2	408	115	4x630	34970	39	57	15	60000	86.6	2x1"5/8	2x2"1/8	813
3x8Y C2	84.3	59.4	62.0	72.0	46.7	48.0	383	108	3x800	43470	41	52	12	48000	69.3	2x1"5/8	2x2"1/8	781
2x1Y D2	-	64.1	66.9	-	50.7	52.1	383	108	2x1000	47430	43	52	12	49200	71.0	2x1"5/8	2x2"1/8	811
4x8Y C1	92.5	65.0	65.2	76.0	51.3	51.7	340	96	4x800	61810	47	53	6	37800	54.6	2x1"5/8	2x2"1/8	859
4x6E B3	94.5	67.6	70.6	79.6	52.9	54.4	408	115	4x630	47420	52	61	15	60000	86.6	2x1"5/8	2x2"1/8	813
4x6D B3	96.1	68.8	71.9	80.8	53.8	55.3	408	115	4x630	48940	52	66	15	60000	86.6	2x1"5/8	2x2"1/8	813
3x8D C2	104.4	69.1	72.2	85.2	53.7	55.2	383	108	3x800	58700	52	58	12	48000	69.3	2x1"5/8	2x2"1/8	781
3x8E C2	107.0	70.6	73.7	87.3	54.7	56.2	383	108	3x800	61420	52	58	12	48000	69.3	2x1"5/8	2x2"1/8	772
2x1D D2	-	72.9	76.2	-	57.2	58.8	383	108	2x1000	60340	51	58	12	49200	71.0	2x1"5/8	2x2"1/8	811
4x8D C1	107.7	74.9	74.4	87.9	58.8	58.5	340	96	4x800	82370	61	59	6	37800	54.6	2x1"5/8	2x2"1/8	859
3x1Y D1	-	76.4	75.9	-	60.3	60.1	383	108	3x1000	75770	51	53	9	55800	80.5	2x1"5/8	2x2"1/8	1010
4x8E C1	110.3	76.7	76.0	89.9	60.1	59.7	340	96	4x800	86430	61	60	6	37800	54.6	2x1"5/8	2x2"1/8	846
3x1D D1	-	85.9	84.4	-	67.4	66.4	383	108	3x1000	96060	61	59	9	55800	80.5	2x1"5/8	2x2"1/8	1010
3x1Y D2	-	87.7	91.5	-	67.9	69.8	574	162	3x1000	71150	49	53	12	74400	107.4	2x1"5/8	2x2"5/8	1153
3x1D D2	-	97.8	102.1	-	74.8	76.9	574	162	3x1000	90510	58	59	12	74400	107.4	2x1"5/8	2x2"5/8	1153

*Ø 500 mm : 400 V/3/50 Hz - Δ = 1330 rpm. - 800 W max - 1.4 A max | Y = 960 rpm. - 540 W max - 0.9 A max (5) | *Ø 630 mm : 400 V/3/50 Hz - Δ = 1210 rpm. - 1450 W max - 2.4 A max | Y = 860 rpm. - 820 W max - 1.4 A max (5)
 *Ø 800 mm : 400 V/3/50 Hz - Δ = 870 rpm. - 1850 W max - 3.8 A max | Y = 640 rpm. - 1050 W max - 2.0 A max (5) | *Ø 1000 mm : 400 V/3/50 Hz - Δ = 830 rpm. - 2900 W max - 5.6 A max | Y = 630 rpm. - 1750 W max - 3.0 A max (5)
 (1) Standard conditions: **SC2** / 0 °C (air inlet temp.) / -8 °C (evaporating temp.) / DT1 = 8K | **SC3** / -18 °C (air inlet temp.) / -25 °C (evaporating temp.) / DT1 = 7K | **SC4** / -25 °C (air inlet temp.) / -31 °C (evaporating temp.) / DT1 = 6K |
SC5 / -34 °C (air inlet temp.) / -40 °C (evaporating temp.) / DT1 = 6K
 (2) Operating pressure: 60 bar - Connection diameters to be defined when ordering.
 (3) Residual air speed: 0.25 m/s. - Air throw with VPA option = Standard +15 m
 (4) **Lp** = Average sound pressure level in dB(A) calculated at 4 m, level with the blades, in a free field over a reflecting plane, given as an indication only. **Lw** = **Lp** +30 dB(A)
 (5) Electric defrost options.

NKH^(A) 1x6^(B) E^(C) B2^(D) S^(E)

- (A) Fin type: **T** = Large heat exchange surface - **H** = High-efficiency fin
- (B) Number of fans x Ø : **5** = Ø 500 mm - **6** = Ø 630 mm - **8** = Ø 800 mm - **1** = Ø 1000 mm
- (C) Motor connection: : **E** = EC
- (D) Module
- (E) Fin spacing: **R** = 4.23 mm (positive) - **L** = 6.35 mm (positive) - **C** = 6.35 mm (negative) - **S** = 9 mm (negative) - **T** = 12 mm (negative)

The NK is available with CO₂, HFCs and glycol water. For more information, please consult our software.

NKH ... S | H = High-efficiency fin

 **9 mm**

NKH ... S	Power									Coil		Ventilation				Electric Defrost			Connections		Net Weight (CO ₂) kg
	DT 7K - SC3 ⁽¹⁾			DT 6K - SC4 ⁽¹⁾			DT 6K - SC5 ⁽¹⁾			Surface area m ²	Circuit volume dm ³	Nb x Ø mm	Airflow m ³ /h	Air Throw ⁽³⁾ Standard m	Acoustics Lp 4m ⁽⁴⁾ dB(A)	ELU ⁽⁵⁾ 400V / 3 / 50Hz			HFC		
	CO ₂ ⁽²⁾ 60 bar kW	R404A kW	R449A kW	CO ₂ ⁽²⁾ 60 bar kW	R404A kW	R449A kW	CO ₂ ⁽²⁾ 60 bar kW	R404A kW	R449A kW							Number	Power W	Current A	Inlet Ø	Outlet Ø	
1x5Y A1	7.9	5.4	5.2	6.6	4.2	4.1	6.6	4.1	3.9	23	9	1x500	6250	26	43	6	3600	5.2	5/8"	7/8"	135
1x5D A1	9.4	6.2	6.0	7.7	4.9	4.7	7.5	4.7	4.5	23	9	1x500	8330	35	49	6	3600	5.2	5/8"	7/8"	135
1x5E A1	9.6	6.3	6.1	7.8	5.0	4.8	7.6	4.7	4.5	23	9	1x500	8530	35	53	6	3600	5.2	5/8"	7/8"	131
1x5Y A2	10.1	6.9	6.9	8.3	5.5	5.5	8.3	5.3	5.3	35	14	1x500	5810	24	43	6	3600	5.2	1 1/8"	1 1/8"	146
1x5Y A3	11.5	8.0	8.4	9.5	6.4	6.5	9.6	6.1	6.2	47	18	1x500	5460	23	43	9	5400	7.8	1 1/8"	1 1/8"	174
1x5D A2	12.1	8.3	8.2	10.2	6.5	6.5	10.1	6.3	6.1	35	14	1x500	7870	32	49	6	3600	5.2	1 1/8"	1 1/8"	146
1x5E A2	12.7	8.5	8.4	10.4	6.7	6.6	10.2	6.4	6.3	35	14	1x500	8190	32	53	6	3600	5.2	1 1/8"	1 1/8"	143
1x6Y B1	12.9	8.7	8.6	10.6	6.8	6.8	10.4	6.5	6.4	37	14	1x630	10160	32	51	6	6600	9.5	7/8"	1 1/8"	204
1x5D A3	14.1	9.7	10.1	12.0	7.7	7.9	12.0	7.2	7.4	47	18	1x500	7470	30	49	9	5400	7.8	1 1/8"	1 1/8"	174
1x6E B1	14.9	10.0	9.9	12.2	7.8	7.8	12.0	7.3	7.1	37	14	1x630	13300	45	55	6	6600	9.5	7/8"	1 1/8"	204
1x5E A3	14.6	10.0	10.4	12.4	7.9	8.1	12.3	7.4	7.6	47	18	1x500	7880	30	53	9	5400	7.8	1 1/8"	1 1/8"	171
1x6D B1	15.3	10.2	10.1	12.5	7.9	7.9	12.3	7.4	7.2	37	14	1x630	13860	45	60	6	6600	9.5	7/8"	1 1/8"	204
2x5Y A1	15.9	10.9	10.7	13.4	8.6	8.5	13.0	8.3	8.1	47	18	2x500	12500	28	46	6	8700	12.6	1 1/8"	1 3/8"	222
1x6Y B2	16.3	11.3	11.5	13.3	9.0	9.2	13.0	8.6	8.7	56	22	1x630	9500	30	51	9	9900	14.3	1 1/8"	1 3/8"	226
2x5D A1	19.0	12.7	12.3	15.6	10.0	9.7	15.3	9.5	9.1	47	18	2x500	16660	38	52	6	8700	12.6	1 1/8"	1 3/8"	222
2x5E A1	19.2	12.8	12.4	15.8	10.1	9.8	15.5	9.6	9.2	47	18	2x500	17060	38	56	6	8700	12.6	1 1/8"	1 3/8"	216
1x6Y B3	18.5	13.1	13.7	15.2	10.4	10.7	15.3	10.1	10.4	75	29	1x630	8940	29	51	12	13200	19.1	1 3/8"	1 5/8"	262
1x6E B2	19.2	13.3	13.4	16.1	10.5	10.6	15.3	9.8	9.9	56	22	1x630	12640	42	55	9	9900	14.3	1 1/8"	1 3/8"	226
1x6D B2	19.6	13.6	13.7	16.4	10.7	10.8	15.6	10.0	10.0	56	22	1x630	13130	42	60	9	9900	14.3	1 1/8"	1 3/8"	226
1x8Y C1	20.2	14.0	13.8	17.0	11.0	11.0	16.8	10.6	10.4	62	24	1x800	15650	38	47	6	9600	13.9	1 3/8"	1 5/8"	283
2x5Y A2	20.2	14.0	14.5	16.7	11.0	11.4	16.8	10.4	10.7	70	27	2x500	11630	27	46	6	8700	12.6	1 1/8"	1 5/8"	244
1x6E B3	22.5	15.8	16.3	19.1	12.5	12.8	18.9	11.9	12.2	75	29	1x630	12060	40	55	12	13200	19.1	1 3/8"	1 5/8"	262
1x6D B3	23.8	16.1	16.6	19.5	12.7	13.1	19.2	12.1	12.3	75	29	1x630	12480	40	60	12	13200	19.1	1 3/8"	1 5/8"	262
2x5Y A3	22.9	16.2	16.9	18.7	12.9	13.3	18.2	12.4	12.7	94	36	2x500	10920	24	46	9	13050	18.8	1 3/8"	1 5/8"	293
1x8D C1	24.1	16.3	15.9	19.8	12.8	12.5	19.2	12.2	11.8	62	24	1x800	20800	49	53	6	9600	13.9	1 3/8"	1 5/8"	283
3x5Y A1	23.9	16.4	16.1	20.1	13.0	12.8	19.6	12.5	12.2	70	27	3x500	18760	32	48	6	12000	17.3	1 3/8"	1 5/8"	308
2x5D A2	24.4	16.5	17.0	20.6	13.0	13.3	20.4	12.0	12.3	70	27	2x500	15740	36	52	6	8700	12.6	1 1/8"	1 5/8"	244
1x8E C1	24.8	16.7	16.3	20.3	13.1	12.8	19.6	12.4	12.0	62	24	1x800	21820	49	54	6	9600	13.9	1 3/8"	1 5/8"	280
2x5E A2	25.0	16.9	17.4	21.1	13.2	13.6	20.8	12.2	12.5	70	27	2x500	16380	36	56	6	8700	12.6	1 1/8"	1 5/8"	238
2x6Y B1	25.5	17.6	17.5	21.4	13.9	13.9	21.1	13.2	13.0	75	29	2x630	20320	34	54	6	12600	18.2	1 3/8"	1 5/8"	346
1x8Y C2	25.5	18.1	18.4	20.8	14.4	14.7	20.8	14.0	14.1	94	36	1x800	14740	36	47	9	14400	20.8	1 5/8"	1 5/8"	318
3x5D A1	28.1	19.1	18.5	23.5	15.0	14.6	23.1	14.4	13.9	70	27	3x500	24990	45	54	6	12000	17.3	1 3/8"	1 5/8"	308
3x5E A1	28.9	19.3	18.8	23.8	15.2	14.8	23.3	14.5	14.1	70	27	3x500	25580	45	58	6	12000	17.3	1 3/8"	1 5/8"	298
2x5D A3	27.7	19.7	20.5	23.3	15.6	16.0	22.0	14.7	15.1	94	36	2x500	14940	35	52	9	13050	18.8	1 3/8"	1 5/8"	293
2x6E B1	30.1	20.2	20.0	24.7	15.8	15.8	23.9	14.8	14.6	75	29	2x630	26600	47	58	6	12600	18.2	1 3/8"	1 5/8"	346
2x5E A3	28.5	20.3	21.2	23.9	16.0	16.5	22.5	15.0	15.5	94	36	2x500	15750	35	56	9	13050	18.8	1 3/8"	1 5/8"	286
2x6D B1	30.7	20.6	20.4	25.2	16.1	16.1	24.3	15.1	14.8	75	29	2x630	27710	47	63	6	12600	18.2	1 3/8"	1 5/8"	346
3x5Y A2	28.8	20.9	21.8	24.1	16.5	17.0	23.5	15.4	15.9	105	40	3x500	17440	30	48	6	12000	17.3	1 3/8"	2 1/8"	340
1x8D C2	30.3	21.6	21.7	25.2	17.1	17.2	24.5	16.3	16.3	94	36	1x800	19840	46	53	9	14400	20.8	1 5/8"	1 5/8"	318
4x5Y A1	31.9	21.7	22.0	26.2	17.2	17.4	25.6	16.1	16.1	94	36	4x500	25010	37	49	6	18000	26.0	1 3/8"	2 1/8"	390
1x8E C2	31.0	22.1	22.2	25.8	17.5	17.6	24.9	16.7	16.6	94	36	1x800	20760	46	54	9	14400	20.8	1 5/8"	1 5/8"	315
2x6Y B2	32.9	22.8	23.4	27.0	18.1	18.6	26.4	17.4	17.7	112	43	2x630	19010	33	54	9	18900	27.3	1 5/8"	2 1/8"	389
3x5Y A3	34.5	24.2	25.2	28.1	19.3	19.8	27.5	18.2	18.8	140	54	3x500	16380	28	48	9	18000	26.0	1 5/8"	2 1/8"	408
3x5D A2	35.0	24.6	25.7	28.8	19.3	19.8	27.2	17.6	18.1	105	40	3x500	23610	42	54	6	12000	17.3	1 3/8"	2 1/8"	340
3x5E A2	35.7	25.1	26.2	29.3	19.7	20.2	27.5	17.9	18.4	105	40	3x500	24560	42	58	6	12000	17.3	1 3/8"	2 1/8"	330
4x5D A1	37.3	25.1	25.3	30.4	19.7	19.9	29.9	18.2	18.1	94	36	4x500	33320	49	55	6	18000	26.0	1 3/8"	2 1/8"	390
4x5E A1	37.7	25.4	25.6	30.8	19.9	20.1	30.2	18.3	18.3	94	36	4x500	34110	49	59	6	18000	26.0	1 3/8"	2 1/8"	378
2x6Y B3	37.2	26.4	27.6	30.7	21.1	21.7	31.1	20.5	21.0	150	58	2x630	17880	30	54	12	25200	36.4	1 5/8"	2 1/8"	448
3x6Y B1	38.3	26.5	26.5	31.3	20.9	21.0	30.3	19.9	19.7	112	43	3x630	30480	40	56	6	17400	25.1	1 5/8"	2 1/8"	481
2x6E B2	38.8	26.9	27.3	31.6	21.2	21.6	31.3	20.1	20.2	112	43	2x630	25290	45	58	9	18900	27.3	1 5/8"	2 1/8"	389
2x6D B2	39.6	27.5	27.8	32.2	21.6	22.0	31.8	20.4	20.5	112	43	2x630	26260	45	63	9	18900	27.3	1 5/8"	2 1/8"	389
2x8Y C1	40.6	28.1	27.9	34.1	22.3	22.2	33.8	21.5	21.1	125	48	2x800	31290	39	50	6	19800	28.6	1 5/8"	2 1/8"	480
4x5Y A2	39.8	28.2	29.2	32.4	22.4	23.0	32.5	21.2	21.8	140	54	4x500	23260	35	49	6	18000	26.0	1 5/8"	2 1/8"	433
3x5D A3	41.7	29.2	30.5	35.1	23.1	23.7	33.4	21.4	22.0	140	54	3x500	22410	40	54	9	18000	26.0	1 5/8"	2 1/8"	408
3x5E A3	43.0	30.1	31.5	36.1	23.7	24.4	34.1	22.0	22.6	140	54	3x500	23630	40	58	9	18000	26.0	1 5/8"	2 1/8"	398
3x6E B1	44.2	30.4	30.2	36.6	23.9	23.8	35.0	22.4	22.1	112	43	3x630	39890	54	60	6	17400	25.1	1 5/8"	2 1/8"	481

NKH^(A) 1x6^(B) E^(C) B2^(D) S^(E)

(A) Fin type: **T** = Large heat exchange surface - **H** = High-efficiency fin

(B) Number of fans x Ø : **5** = Ø 500 mm - **6** = Ø 630 mm - **8** = Ø 800 mm - **1** = Ø 1000 mm

(C) Motor connection: : **E** = EC - **D** = Triangle - **Y** = Star

(D) Module

(E) Fin spacing: **R** = 4.23 mm (positive) - **L** = 6.35 mm (positive) -

C = 6.35 mm (negative) - **S** = 9 mm (negative) - **T** = 12 mm (negative)

The NK is available with
CO₂, HFCs and glycol water.
For more information, please
consult our software.

NKH ... S | H = High-efficiency fin

9 mm

NKH ... S	Power									Coil		Ventilation				Electric Defrost			Connections		Net Weight (CO ₂) kg
	DT 7K - SC3 ⁽¹⁾			DT 6K - SC4 ⁽¹⁾			DT 6K - SC5 ⁽¹⁾			Surface area m ²	Circuit volume dm ³	Nb x Ø mm	Airflow m ³ /h	Air Throw ⁽³⁾ Standard m	Acoustics Lp 4m ⁽⁴⁾ dB(A)	ELU ⁽⁵⁾ 400V / 3 / 50Hz			HFC		
	CO ₂ ⁽²⁾ 60 bar kW	R404A kW	R449A kW	CO ₂ ⁽²⁾ 60 bar kW	R404A kW	R449A kW	CO ₂ ⁽²⁾ 60 bar kW	R404A kW	R449A kW							Number	Power W	Current A	Inlet Ø	Outlet Ø	
3x6D B1	45.1	31.0	30.8	37.4	24.3	24.3	35.5	22.8	22.4	112	43	3x630	41570	54	65	6	17400	25.1	1"5/8	2"1/8	481
2x6E B3	45.3	31.9	33.1	38.6	25.3	26.0	38.4	24.1	24.8	150	58	2x630	24130	44	58	12	25200	36.4	1"5/8	2"1/8	448
2x6D B3	46.3	32.6	33.7	39.4	25.8	26.5	39.1	24.6	25.3	150	58	2x630	24960	44	63	12	25200	36.4	1"5/8	2"1/8	448
4x5Y A3	46.0	32.6	34.0	37.6	26.0	26.7	36.8	25.0	25.7	187	72	4x500	21830	33	49	9	27000	39.0	1"5/8	2"1/8	523
2x8D C1	48.5	32.8	32.2	39.8	25.9	25.4	38.9	24.7	24.0	125	48	2x800	41590	50	56	6	19800	28.6	1"5/8	2"1/8	480
4x5D A2	47.3	33.5	34.4	39.4	26.4	27.1	36.9	24.6	25.1	140	54	4x500	31480	47	55	6	18000	26.0	1"5/8	2"1/8	433
2x8E C1	49.8	33.6	33.0	40.8	26.5	26.0	39.7	25.2	24.5	125	48	2x800	43650	50	57	6	19800	28.6	1"5/8	2"1/8	474
4x5E A2	48.3	34.2	35.1	40.1	26.9	27.6	39.0	25.0	25.5	140	54	4x500	32750	47	59	6	18000	26.0	1"5/8	2"1/8	421
4x6Y B1	51.1	34.2	35.4	42.9	26.8	27.6	42.4	24.3	25.0	150	58	4x630	40640	45	57	6	24000	34.6	1"5/8	2"1/8	616
3x6Y B2	49.4	34.3	35.2	40.6	27.3	28.1	39.9	26.2	26.8	169	65	3x630	28510	38	56	9	26100	37.7	1"5/8	2"5/8	546
2x8Y C2	51.9	36.5	37.2	42.9	29.1	29.8	42.9	28.2	28.7	187	72	2x800	29480	37	50	9	29700	42.9	2x1"5/8	2x2"1/8	550
4x6E B1	60.3	38.9	40.2	49.5	30.2	31.0	48.2	26.9	27.5	150	58	4x630	53190	59	61	6	24000	34.6	1"5/8	2"1/8	616
4x6D B1	61.6	39.6	41.0	50.5	30.7	31.5	49.1	27.3	28.0	150	58	4x630	55430	59	66	6	24000	34.6	1"5/8	2"1/8	616
4x5D A3	55.7	39.6	41.3	45.0	31.4	32.3	44.8	29.6	30.4	187	72	4x500	29880	45	55	9	27000	39.0	1"5/8	2"1/8	523
3x6Y B3	54.8	39.7	41.4	47.0	31.8	32.6	47.0	30.8	31.7	225	86	3x630	26820	36	56	12	34800	50.2	2x1"5/8	2x2"1/8	630
3x6E B2	58.4	40.5	41.1	47.6	32.0	32.7	47.3	30.3	30.5	169	65	3x630	37930	51	60	9	26100	37.7	1"5/8	2"5/8	546
4x5E A3	57.4	40.9	42.7	48.3	32.4	33.3	45.8	30.5	31.3	187	72	4x500	31500	45	59	9	27000	39.0	1"5/8	2"1/8	510
3x8Y C1	61.0	41.1	42.6	51.3	32.3	33.2	50.9	29.5	30.3	187	72	3x800	46940	44	52	6	24000	34.6	1"5/8	2"5/8	675
3x6D B2	59.6	41.3	42.0	48.6	32.6	33.3	48.1	30.8	31.1	169	65	3x630	39390	51	65	9	26100	37.7	1"5/8	2"5/8	546
2x8D C2	62.4	43.5	43.9	52.7	34.5	34.9	52.0	33.1	33.1	187	72	2x800	39680	47	56	9	29700	42.9	2x1"5/8	2x2"1/8	550
2x1Y D1	-	44.0	44.4	-	34.7	35.2	-	32.5	32.6	187	72	2x1000	5110	47	52	6	24600	35.5	1"5/8	2"5/8	712
2x8E C2	64.1	44.7	45.0	54.0	35.4	35.7	53.2	33.9	33.8	187	72	2x800	41520	47	57	9	29700	42.9	2x1"5/8	2x2"1/8	543
4x6Y B2	65.3	44.8	46.8	55.5	35.4	36.4	53.8	32.6	33.5	225	86	4x630	38010	43	57	9	36000	52.0	1"5/8	2"5/8	701
3x8D C1	72.9	47.1	48.8	59.9	36.7	37.7	58.5	32.9	33.6	187	72	3x800	62390	57	58	6	24000	34.6	1"5/8	2"5/8	675
3x6E B3	69.0	48.0	49.9	56.3	38.2	39.2	54.8	36.5	37.5	225	86	3x630	36190	49	60	12	34800	50.2	2x1"5/8	2x2"1/8	630
3x8E C1	74.8	48.2	49.9	61.4	37.4	38.5	59.8	33.4	34.2	187	72	3x800	65470	57	58	6	24000	34.6	1"5/8	2"5/8	665
3x6D B3	70.4	49.1	50.9	57.4	38.9	40.0	55.7	37.2	38.2	225	86	3x630	37430	49	65	12	34800	50.2	2x1"5/8	2x2"1/8	630
2x1D D1	-	49.6	50.0	-	38.9	39.3	-	35.9	35.8	187	72	2x1000	64870	56	58	6	24600	35.5	1"5/8	2"5/8	712
4x6E B2	77.7	52.2	54.5	65.5	40.8	42.0	64.5	37.0	38.0	225	86	4x630	50570	57	61	9	36000	52.0	1"5/8	2"5/8	701
4x6Y B3	74.6	52.3	54.6	60.9	41.6	42.7	59.4	38.9	40.0	300	115	4x630	35770	41	57	12	48000	69.3	2x1"5/8	2x2"1/8	810
4x6D B2	81.4	53.2	55.6	66.9	41.6	42.7	65.8	37.5	38.5	225	86	4x630	52520	57	66	9	36000	52.0	1"5/8	2"5/8	701
3x8Y C2	77.3	53.6	56.0	63.1	42.3	43.5	61.0	39.2	40.3	281	108	3x800	44220	42	52	9	36000	52.0	2x1"5/8	2x2"1/8	777
4x8Y C1	81.4	56.5	56.0	68.5	44.8	44.6	66.5	43.3	42.6	250	96	4x800	62580	49	53	6	37800	54.6	2x1"5/8	2x2"1/8	871
2x1Y D2	-	57.6	59.6	-	45.6	46.9	-	43.3	44.5	281	108	2x1000	48240	45	52	12	49200	71.0	2x1"5/8	2x2"1/8	822
4x6E B3	89.4	62.3	65.1	75.3	49.0	50.4	71.6	45.1	46.4	300	115	4x630	48250	55	61	12	48000	69.3	2x1"5/8	2x2"1/8	810
3x8D C2	91.8	63.0	65.8	76.6	49.3	50.7	72.4	44.6	45.9	281	108	3x800	59520	54	58	9	36000	52.0	2x1"5/8	2x2"1/8	777
4x6D B3	91.2	63.6	66.3	76.7	49.9	51.3	72.6	45.7	47.0	300	115	4x630	49910	55	66	12	48000	69.3	2x1"5/8	2x2"1/8	810
3x8E C2	94.1	64.4	67.3	78.4	50.3	51.7	73.8	45.5	46.8	281	108	3x800	62280	54	58	9	36000	52.0	2x1"5/8	2x2"1/8	768
2x1D D2	-	65.9	67.8	-	51.9	53.4	-	48.6	49.6	281	108	2x1000	61250	53	58	12	49200	71.0	2x1"5/8	2x2"1/8	822
4x8D C1	97.3	65.9	64.7	79.9	52.0	51.2	78.2	49.7	48.6	250	96	4x800	83190	63	59	6	37800	54.6	2x1"5/8	2x2"1/8	871
3x1Y D1	-	66.6	65.4	-	52.7	52.0	-	51.1	49.7	281	108	3x1000	76660	52	53	6	37200	53.7	2x1"5/8	2x2"1/8	1005
4x8Y C2	104.0	66.6	69.6	85.9	51.7	53.2	86.3	45.2	46.4	374	144	4x800	58960	46	53	9	56700	81.8	2x1"5/8	2x2"1/8	1005
4x8E C1	99.8	67.6	66.3	81.9	53.3	52.4	79.9	50.8	49.4	250	96	4x800	87290	63	60	6	37800	54.6	2x1"5/8	2x2"1/8	859
3x1D D1	-	75.7	73.6	-	59.7	58.2	-	57.3	55.5	281	108	3x1000	97310	63	59	6	37200	53.7	2x1"5/8	2x2"1/8	1005
4x8D C2	125.1	76.6	79.9	105.7	58.7	60.4	104.5	50.1	51.5	374	144	4x800	79360	60	59	9	56700	81.8	2x1"5/8	2x2"1/8	1005
4x8E C2	128.6	77.8	81.2	108.4	59.7	61.4	107.0	50.9	52.3	374	144	4x800	83050	60	60	9	56700	81.8	2x1"5/8	2x2"1/8	992
3x1Y D2	-	80.5	84.0	-	62.6	64.4	-	55.4	56.9	421	162	3x1000	72360	50	53	12	74400	107.4	2x1"5/8	2x2"1/8	1170
3x1D D2	-	90.3	94.3	-	69.5	71.5	-	60.4	62.1	421	162	3x1000	91880	60	59	12	74400	107.4	2x1"5/8	2x2"1/8	1170

*Ø 500 mm : 400 V/3/50 Hz - Δ = 1330 rpm. - 800 W max - 1.4 A max | Y = 960 rpm. - 540 W max - 0.9 A max (5) | *Ø 630 mm : 400 V/3/50 Hz - Δ = 1210 rpm. - 1450 W max - 2.4 A max | Y = 860 rpm. - 820 W max - 1.4 A max (5)
*Ø 800 mm : 400 V/3/50 Hz - Δ = 870 rpm. - 1850 W max - 3.8 A max | Y = 640 rpm. - 1050 W max - 2.0 A max (5) | *Ø 1000 mm : 400 V/3/50 Hz - Δ = 830 rpm. - 2900 W max - 5.6 A max | Y = 630 rpm. - 1750 W max - 3.0 A max (5)

(1) Standard conditions: SC2 / 0 °C (air inlet temp.) / -8 °C (evaporating temp.) / DT1 = 8K | SC3 / -18 °C (air inlet temp.) / -25 °C (evaporating temp.) / DT1 = 7K | SC4 / -25 °C (air inlet temp.) / -31 °C (evaporating temp.) / DT1 = 6K

SC5 / -34 °C (air inlet temp.) / -40 °C (evaporating temp.) / DT1 = 6K

(2) Operating pressure: 60 bar - Connection diameters to be defined when ordering.

(3) Residual air speed: 0.25 m/s. - Air throw with VPA option = Standard +15 m

(4) Lp = Average sound pressure level in dB(A) calculated at 4 m, level with the blades, in a free field over a reflecting plane, given as an indication only. Lw = Lp +30 dB(A)

(5) Electric defrost options.

NKT (A) 1x6 (B) E (C) B2 (D) L (E)

- (A) Fin type: **T** = Large heat exchange surface - **H** = High-efficiency fin
- (B) Number of fans x Ø : **5** = Ø 500 mm - **6** = Ø 630 mm - **8** = Ø 800 mm - **1** = Ø 1000 mm
- (C) Motor connection: **E** = EC - **D** = Triangle - **Y** = Star
- (D) Module
- (E) Fin spacing: **R** = 4.23 mm (positive) - **L** = 6.35 mm (positive) -
C = 6.35 mm (negative) - **S** = 9 mm (negative) - **T** = 12 mm (negative)

The NK is available with CO₂, HFCs and glycol water. For more information, please consult our software.

NKT ... L | T = Large heat exchange surface

6.35 mm

NKT ... L	Power			Coil		Ventilation				Electric Defrost			Connections		Net Weight (CO ₂) kg
	DT 8K - SC2 ⁽¹⁾			Surface area m ²	Circuit volume dm ³	Nb x Ø mm	Airflow m ³ /h	Air Throw ⁽³⁾ Standard m	Acoustics Lp 4m ⁽⁴⁾ dB(A)	ELU ⁽⁵⁾ 400V / 3 / 50Hz			HFC		
	CO ₂ (2) 60 bar kW	R404A kW	R449A kW							Number	Power W	Current A	Inlet Ø	Outlet Ø	
				W	A	Ø	Ø								
1x5Y A2	11.4	8.2	8.3	56	16	1x500	5840	25	43	6	6000	8,7	5/8"	7/8"	150
1x5Y A3	12.5	9.5	9.8	75	22	1x500	5490	24	43	9	9000	13,0	5/8"	1"1/8	178
1x5D A2	13.6	9.5	9.5	56	16	1x500	7900	34	49	6	6000	8,7	5/8"	7/8"	150
1x5E A2	13.8	9.7	9.7	56	16	1x500	8210	34	53	6	6000	8,7	5/8"	7/8"	146
1x5Y A4	14.3	10.4	10.9	93	27	1x500	5190	23	43	9	9000	13,0	5/8"	1"1/8	191
1x5D A3	15.0	11.3	11.5	75	22	1x500	7510	32	49	9	9000	13,0	5/8"	1"1/8	178
1x5E A3	15.3	11.6	11.8	75	22	1x500	7910	32	53	9	9000	13,0	5/8"	1"1/8	175
1x5D A4	17.6	12.6	13.1	93	27	1x500	7160	31	49	9	9000	13,0	5/8"	1"1/8	191
1x5E A4	18.9	13.1	13.6	93	27	1x500	7640	31	53	9	9000	13,0	5/8"	1"1/8	188
1x6Y B2	19.9	13.9	13.8	96	28	1x630	9760	31	51	9	9900	14,3	5/8"	1"1/8	235
1x6E B2	23.1	16.1	15.7	96	28	1x630	12910	44	55	9	9900	14,3	5/8"	1"1/8	235
1x6Y B3	21.8	16.1	16.3	128	37	1x630	9240	30	51	12	13200	19,1	7/8"	1"3/8	275
1x6D B2	23.6	16.4	16.0	96	28	1x630	13430	44	60	9	9900	14,3	5/8"	1"1/8	235
2x5Y A2	23.2	16.6	16.9	112	33	2x500	11680	27	46	6	12000	17,3	5/8"	1"3/8	250
1x6Y B4	23.0	17.5	18.5	160	47	1x630	8770	29	51	12	13200	19,1	7/8"	1"3/8	296
1x6E B3	26.4	19.1	19.0	128	37	1x630	12380	42	55	12	13200	19,1	7/8"	1"3/8	275
2x5Y A3	25.6	19.3	19.9	149	43	2x500	10980	26	46	9	13050	18,8	7/8"	1"3/8	300
2x5D A2	27.0	19.4	19.5	112	33	2x500	15810	37	52	6	12000	17,3	5/8"	1"3/8	250
1x6D B3	26.8	19.5	19.4	128	37	1x630	12830	42	60	12	13200	19,1	7/8"	1"3/8	275
2x5E A2	27.5	19.7	19.8	112	33	2x500	16410	37	56	6	12000	17,3	5/8"	1"3/8	243
2x5Y A4	28.7	20.9	22.1	187	54	2x500	10370	25	46	9	18000	26,0	1"1/8	1"5/8	324
1x6E B4	28.0	21.0	22.1	160	47	1x630	11900	41	55	12	13200	19,1	7/8"	1"3/8	296
1x6D B4	28.4	21.3	22.5	160	47	1x630	12280	41	60	12	13200	19,1	7/8"	1"3/8	296
1x8Y C2	30.9	21.9	21.9	154	45	1x800	14910	37	47	9	14400	20,8	1"1/8	1"5/8	328
2x5D A3	30.8	23.0	23.5	149	43	2x500	15020	36	52	9	13050	18,8	7/8"	1"3/8	300
2x5E A3	31.5	23.6	24.1	149	43	2x500	15830	36	56	9	13050	18,8	7/8"	1"3/8	294
3x5Y A2	34.9	25.1	25.1	168	49	3x500	17520	31	48	6	18600	26,8	1"1/8	1"5/8	348
1x8Y C3	34.6	25.3	26.0	205	60	1x800	14150	35	47	12	19200	27,7	1"1/8	1"5/8	367
1x8D C2	36.2	25.5	25.3	154	45	1x800	20040	47	53	9	14400	20,8	1"1/8	1"5/8	328
2x5D A4	34.7	25.6	26.7	187	54	2x500	14320	34	52	9	18000	26,0	1"1/8	1"5/8	324
1x8E C2	37.1	26.1	25.9	154	45	1x800	21000	47	54	9	14400	20,8	1"1/8	1"5/8	325
2x5E A4	35.9	26.6	27.6	187	54	2x500	15280	34	56	9	18000	26,0	1"1/8	1"5/8	318
2x6Y B2	39.2	28.2	28.7	192	56	2x630	19520	33	54	9	18900	27,3	1"1/8	1"5/8	405
3x5Y A3	40.4	28.9	30.4	224	65	3x500	16460	30	48	9	18000	26,0	1"1/8	1"5/8	418
3x5D A2	40.8	29.3	29.0	168	49	3x500	23710	43	54	6	18600	26,8	1"1/8	1"5/8	348
3x5E A2	41.5	29.8	29.5	168	49	3x500	24620	43	58	6	18600	26,8	1"1/8	1"5/8	338
1x8D C3	42.9	30.3	30.6	205	60	1x800	19210	45	53	12	19200	27,7	1"1/8	1"5/8	367
1x8E C3	44.0	31.0	31.3	205	60	1x800	20100	45	54	12	19200	27,7	1"1/8	1"5/8	364
3x5Y A4	44.3	31.5	33.2	280	81	3x500	15560	28	48	9	27900	40,3	1"1/8	2"1/8	453
2x6E B2	46.7	32.4	32.9	192	56	2x630	25820	46	58	9	18900	27,3	1"1/8	1"5/8	405
2x6Y B3	44.7	32.6	33.2	256	74	2x630	18480	32	54	12	30000	43,3	1"3/8	1"5/8	471
2x6D B2	47.6	33.0	33.5	192	56	2x630	26860	46	63	9	18900	27,3	1"1/8	1"5/8	405
4x5Y A2	44.0	33.5	33.3	224	65	4x500	23360	35	49	6	18000	26,0	1"1/8	2"1/8	443
3x5D A3	48.3	34.4	35.8	224	65	3x500	22520	42	54	9	18000	26,0	1"1/8	1"5/8	418
3x5E A3	49.6	35.4	36.8	224	65	3x500	23740	42	58	9	18000	26,0	1"1/8	1"5/8	408
2x6Y B4	48.7	35.5	37.3	320	93	2x630	17550	31	54	12	30000	43,3	1"1/8	2"1/8	511
3x5D A4	53.9	38.5	40.5	280	81	3x500	21470	40	54	9	27900	40,3	1"1/8	2"1/8	453
4x5Y A3	51.7	38.5	40.5	299	87	4x500	21950	34	49	9	27000	39,0	1"1/8	2"1/8	534
2x6E B3	54.8	38.7	38.7	256	74	2x630	24750	45	58	12	30000	43,3	1"3/8	1"5/8	471
4x5D A2	51.6	39.2	38.5	224	65	4x500	31620	48	55	6	18000	26,0	1"1/8	2"1/8	443
2x6D B3	55.9	39.5	39.4	256	74	2x630	25670	45	63	12	30000	43,3	1"3/8	1"5/8	471
4x5E A2	52.4	39.9	39.2	224	65	4x500	32830	48	59	6	18000	26,0	1"1/8	2"1/8	431
3x5E A4	55.9	40.0	42.0	280	81	3x500	22920	40	58	9	27900	40,3	1"1/8	2"1/8	444
4x5Y A4	57.6	42.0	44.2	373	108	4x500	20740	32	49	9	36900	53,3	1"3/8	2"1/8	582
3x6Y B2	59.0	42.5	43.3	288	84	3x630	29280	39	56	9	26100	37,7	1"3/8	2"1/8	569
2x6E B4	58.1	42.5	44.8	320	93	2x630	23800	43	58	12	30000	43,3	1"1/8	2"1/8	511

NKT (A) 1x6 (B) E (C) B2 (D) L (E)

- (A) Fin type: **T** = Large heat exchange surface - **H** = High-efficiency fin
 (B) Number of fans x Ø : **5** = Ø 500 mm - **6** = Ø 630 mm - **8** = Ø 800 mm - **1** = Ø 1000 mm
 (C) Motor connection: **E** = EC - **D** = Triangle - **Y** = Star
 (D) Module
 (E) Fin spacing: **R** = 4.23 mm (positive) - **L** = 6.35 mm (positive) -
C = 6.35 mm (negative) - **S** = 9 mm (negative) - **T** = 12 mm (negative)



The NK is available with CO₂, HFCs and glycol water. For more information, please consult our software.



NKT ... L | T = Large heat exchange surface

6.35 mm

NKT ... L	Power			Coil		Ventilation				Electric Defrost			Connections		Net Weight (CO ₂) kg
	DT 8K - SC2 ⁽¹⁾			Surface area m ²	Circuit volume dm ³	Nb x Ø mm	Airflow m ³ /h	Air Throw ⁽³⁾ Standard m	Acoustics Lp 4m ⁽⁴⁾ dB(A)	ELU ⁽⁵⁾ 400V / 3 / 50Hz			HFC		
	CO ₂ (2) 60 bar kW	R404A kW	R449A kW							Number	Power W	Current A	Inlet Ø	Outlet Ø	
				W	A	Ø	Ø								
2x6D B4	59.1	43.4	45.7	320	93	2x630	24570	43	63	12	30000	43.3	1"1/8	2"1/8	511
2x8Y C2	62.2	44.2	44.3	307	89	2x800	29830	38	50	9	29700	42.9	1"3/8	2"1/8	567
4x5D A3	62.4	45.8	48.1	299	87	4x500	30030	46	55	9	27000	39.0	1"1/8	2"1/8	534
4x5E A3	63.8	47.1	49.4	299	87	4x500	31650	46	59	9	27000	39.0	1"1/8	2"1/8	522
3x6E B2	70.2	48.9	49.6	288	84	3x630	38730	52	60	9	26100	37.7	1"3/8	2"1/8	569
3x6Y B3	67.8	49.2	51.4	384	112	3x630	27710	38	56	12	44400	64.1	1"5/8	2"1/8	662
3x6D B2	71.7	49.8	50.5	288	84	3x630	40290	52	65	9	26100	37.7	1"3/8	2"1/8	569
2x8Y C3	69.7	50.8	53.5	410	119	2x800	28310	36	50	12	39600	57.2	1"5/8	2"5/8	643
4x5D A4	67.9	51.0	53.7	373	108	4x500	28630	44	55	9	36900	53.3	1"3/8	2"1/8	582
2x8D C2	73.0	51.6	51.3	307	89	2x800	40090	48	56	9	29700	42.9	1"3/8	2"1/8	567
2x8E C2	74.8	52.8	52.4	307	89	2x800	41990	48	57	9	29700	42.9	1"3/8	2"1/8	561
4x5E A4	70.0	52.9	55.7	373	108	4x500	30560	44	59	9	36900	53.3	1"3/8	2"1/8	569
3x6Y B4	71.8	53.7	56.5	480	139	3x630	26320	36	56	12	44400	64.1	1"5/8	2"5/8	722
4x6Y B2	76.5	56.7	57.9	384	112	4x630	39040	43	57	9	36000	52.0	1"5/8	2"5/8	732
3x6E B3	83.2	58.1	60.0	384	112	3x630	37130	51	60	12	44400	64.1	1"5/8	2"1/8	662
3x6D B3	85.0	59.3	61.1	384	112	3x630	38500	51	65	12	44400	64.1	1"5/8	2"1/8	662
2x8D C3	86.4	60.5	63.7	410	119	2x800	38420	46	56	12	39600	57.2	1"5/8	2"5/8	643
2x8E C3	88.7	61.8	65.1	410	119	2x800	40190	46	57	12	39600	57.2	1"5/8	2"5/8	637
3x6E B4	89.3	65.0	68.2	480	139	3x630	35700	49	60	12	44400	64.1	1"5/8	2"5/8	722
4x6E B2	90.2	65.3	66.3	384	112	4x630	51640	57.5	61	9	36000	52.0	1"5/8	2"5/8	732
4x6Y B3	89.8	65.7	68.9	512	149	4x630	36950	42	57	12	58800	84.9	1"5/8	2"5/8	852
3x6D B4	90.7	66.2	69.4	480	139	3x630	36850	49	65	12	44400	64.1	1"5/8	2"5/8	722
3x8Y C2	93.5	66.4	67.9	461	134	3x800	44740	43	52	9	44100	63.7	1"5/8	2"5/8	804
4x6D B2	91.8	66.6	67.5	384	112	4x630	53720	57.5	66	9	36000	52.0	1"5/8	2"5/8	732
2x1Y D2	-	71.3	70.8	480	139	2x1000	49390	46	52	12	49200	71.0	1"5/8	2"5/8	862
4x6Y B4	98.0	71.7	75.5	640	186	4x630	35100	40	57	12	58800	84.9	1"5/8	2"5/8	932
3x8Y C3	104.8	76.8	80.4	614	178	3x800	42460	41	52	12	58800	84.9	1"5/8	3"1/8	916
3x8D C2	109.8	77.3	78.5	461	134	3x800	60130	55	58	9	44100	63.7	1"5/8	2"5/8	804
4x6E B3	110.2	77.6	80.5	512	149	4x630	49500	55.5	61	12	58800	84.9	1"5/8	2"5/8	852
3x8E C2	112.4	79.0	80.2	461	134	3x800	62990	55	58	9	44100	63.7	1"5/8	2"5/8	795
4x6D B3	112.4	79.1	81.9	512	149	4x630	51330	55.5	66	12	58800	84.9	1"5/8	2"5/8	852
2x1D D2	-	80.8	79.5	480	139	2x1000	62630	54	58	12	49200	71.0	1"5/8	2"5/8	862
2x1Y D3	-	82.5	86.8	640	186	2x1000	47010	44	52	15	61500	88.8	1"5/8	3"1/8	976
4x6E B4	117.1	86.7	91.3	640	186	4x630	47600	53.5	61	12	58800	84.9	1"5/8	2"5/8	932
4x6D B4	119.1	88.5	92.9	640	186	4x630	49140	53.5	66	12	58800	84.9	1"5/8	2"5/8	932
4x8Y C2	124.8	88.8	89.2	614	178	4x800	59660	47	53	9	56700	81.8	1"5/8	3"1/8	1043
3x8D C3	130.0	91.8	94.8	614	178	3x800	57630	52	58	12	58800	84.9	1"5/8	3"1/8	916
3x8E C3	133.3	94.0	97.0	614	178	3x800	60290	52	58	12	58800	84.9	1"5/8	3"1/8	906
2x1D D3	-	94.6	99.6	640	186	2x1000	59920	52	58	15	61500	88.8	1"5/8	3"1/8	976
4x8Y C3	139.9	102.4	105.7	819	238	4x800	56620	45	53	12	75600	109.1	2x1"5/8	2x2"5/8	1190
4x8D C2	146.6	103.7	103.3	614	178	4x800	80180	61	59	9	56700	81.8	1"5/8	3"1/8	1043
4x8E C2	150.1	106.2	105.5	614	178	4x800	83980	61	60	9	56700	81.8	1"5/8	3"1/8	1030
3x1Y D2	-	107.2	106.9	720	209	3x1000	74090	51	53	12	74400	107.4	2x1"5/8	2x2"5/8	1231
3x1D D2	-	121.5	120.2	720	209	3x1000	93940	61	59	12	74400	107.4	2x1"5/8	2x2"5/8	1231
3x1Y D3	-	122.8	129.3	960	279	3x1000	70520	49	53	15	93000	134.2	2x1"5/8	2x2"5/8	1400
4x8D C3	173.5	122.9	124.6	819	238	4x800	76850	58	59	12	75600	109.1	2x1"5/8	2x2"5/8	1190
4x8E C3	178.0	125.9	127.5	819	238	4x800	80380	58	60	12	75600	109.1	2x1"5/8	2x2"5/8	1178
3x1D D3	-	139.9	147.3	960	279	3x1000	89880	58	59	15	93000	134.2	2x1"5/8	2x2"5/8	1400

*Ø 500 mm : 400 V/3/50 Hz - Δ = 1330 rpm. - 800 W max - 1.4 A max | Y = 960 rpm. - 540 W max - 0.9 A max (5) | *Ø 630 mm : 400 V/3/50 Hz - Δ = 1210 rpm. - 1450 W max - 2.4 A max | Y = 860 rpm. - 820 W max - 1.4 A max (5)
 *Ø 800 mm : 400 V/3/50 Hz - Δ = 870 rpm. - 1850 W max - 3.8 A max | Y = 640 rpm. - 1050 W max - 2.0 A max (5) | *Ø 1000 mm : 400 V/3/50 Hz - Δ = 830 rpm. - 2900 W max - 5.6 A max | Y = 630 rpm. - 1750 W max - 3.0 A max (5)

(1) Standard conditions: SC2 / 0 °C (air inlet temp.) / -8 °C (evaporating temp.) / DT1 = 8K | SC3 / -18 °C (air inlet temp.) / -25 °C (evaporating temp.) / DT1 = 7K | SC4 / -25 °C (air inlet temp.) / -31 °C (evaporating temp.) / DT1 = 6K | SC5 / -34 °C (air inlet temp.) / -40 °C (evaporating temp.) / DT1 = 6K

(2) Operating pressure: 60 bar - Connection diameters to be defined when ordering.

(3) Residual air speed: 0.25 m/s. - Air throw with VPA option = Standard +15 m

(4) Lp = Average sound pressure level in dB(A) calculated at 4 m, level with the blades, in a free field over a reflecting plane, given as an indication only. Lw = Lp +30 dB(A)

(5) Electric defrost options.

NKT ^(A) 1x6 ^(B) E ^(C) B2 ^(D) T ^(E)

- (A) Fin type: **T** = Large heat exchange surface - **H** = High-efficiency fin
- (B) Number of fans x Ø : **5** = Ø 500 mm - **6** = Ø 630 mm - **8** = Ø 800 mm - **1** = Ø 1000 mm
- (C) Motor connection: **E** = EC - **D** = Triangle - **Y** = Star
- (D) Module
- (E) Fin spacing: **R** = 4.23 mm (positive) - **L** = 6.35 mm (positive) - **C** = 6.35 mm (negative) - **S** = 9 mm (negative) - **T** = 12 mm (negative)

The NK is available with
CO₂, HFCs and glycol water.
For more information, please
consult our software.

NKT ... T | T = Large exchange surface

12 mm

NKT ... T	Power									Coil		Ventilation				Electric Defrost			Connections		Net Weight (CO ₂) kg
	DT 7K - SC3 ⁽¹⁾			DT 6K - SC4 ⁽¹⁾			DT 6K - SC5 ⁽¹⁾			Surface area m ²	Circuit volume dm ³	Nb x Ø mm	Airflow m ³ /h	Air Throw ⁽³⁾ Standard m	Acoustics Lp 4m ⁽⁴⁾ dB(A)	ELU ⁽⁵⁾ 400V / 3 / 50Hz			HFC		
	CO ₂ ⁽²⁾ 60 bar kW	R404A kW	R449A kW	CO ₂ ⁽²⁾ 60 bar kW	R404A kW	R449A kW	CO ₂ ⁽²⁾ 60 bar kW	R404A kW	R449A kW							Number	Power W	Current A	Inlet Ø	Outlet Ø	
1x5Y A2	7.2	4.8	4.5	5.8	3.7	3.5	5.5	3.4	3.2	32	16	1x500	6190	26	43	6	3600	5.2	5/8"	7/8"	148
1x5D A2	8.3	5.5	5.2	6.6	4.2	3.9	6.2	3.8	3.5	32	16	1x500	8270	35	49	6	3600	5.2	5/8"	7/8"	148
1x5E A2	8.4	5.6	5.2	6.7	4.2	3.9	6.3	3.9	3.5	32	16	1x500	8480	35	53	6	3600	5.2	5/8"	7/8"	145
1x5Y A3	8.3	5.8	5.6	6.6	4.5	4.3	6.0	4.2	4.0	42	22	1x500	5870	25	43	9	5400	7.8	5/8"	7/8"	176
1x5Y A4	9.8	6.7	6.5	8.1	5.2	5.0	7.8	4.9	4.7	53	27	1x500	5600	24	43	9	9000	13.0	5/8"	1 1/8	188
1x5D A3	9.4	6.8	6.5	7.7	5.2	4.9	6.8	4.8	4.5	42	22	1x500	7940	34	49	9	5400	7.8	5/8"	7/8"	176
1x5E A3	9.8	6.9	6.6	7.7	5.3	5.0	6.9	4.9	4.5	42	22	1x500	8230	34	53	9	5400	7.8	5/8"	7/8"	173
1x5D A4	12.0	7.9	7.6	9.7	6.1	5.8	9.4	5.6	5.3	53	27	1x500	7640	32	49	9	9000	13.0	5/8"	1 1/8	188
1x5E A4	12.3	8.1	7.8	9.9	6.2	5.9	9.6	5.8	5.4	53	27	1x500	8010	32	53	9	9000	13.0	5/8"	1 1/8	185
1x6Y B2	12.3	8.1	7.5	10.0	6.3	5.7	9.7	6.0	5.4	54	28	1x630	10240	32	51	9	9900	14.3	5/8"	1 1/8	232
1x6E B2	14.1	9.3	8.5	11.4	7.1	6.4	11.0	6.7	6.0	54	28	1x630	13390	45	55	9	9900	14.3	5/8"	1 1/8	232
1x6D B2	14.4	9.4	8.6	11.6	7.2	6.6	11.2	6.8	6.1	54	28	1x630	13950	45	60	9	9900	14.3	5/8"	1 1/8	232
2x5Y A2	14.5	9.8	9.1	11.8	7.6	6.9	11.2	7.2	6.5	63	33	2x500	12370	28	46	6	8700	12.6	7/8"	1 1/8	247
1x6Y B3	14.5	9.9	9.3	11.6	7.7	7.2	11.0	7.3	6.7	72	37	1x630	9810	31	51	12	13200	19.1	7/8"	1 1/8	271
1x6Y B4	15.9	11.2	10.8	12.8	8.8	8.4	11.6	8.4	7.9	91	47	1x630	9410	30	51	12	13200	19.1	1 1/8	1 3/8	292
2x5D A2	16.7	11.3	10.3	13.5	8.6	7.9	12.8	8.1	7.3	63	33	2x500	16540	39	52	6	8700	12.6	7/8"	1 1/8	247
2x5E A2	17.1	11.4	10.4	13.6	8.7	7.9	12.9	8.2	7.3	63	33	2x500	16960	39	56	6	8700	12.6	7/8"	1 1/8	240
1x6E B3	16.7	11.4	10.7	13.4	8.8	8.1	12.5	8.3	7.6	72	37	1x630	12960	44	55	12	13200	19.1	7/8"	1 1/8	271
1x6D B3	17.0	11.7	10.9	13.6	9.0	8.2	12.6	8.5	7.6	72	37	1x630	13480	44	60	12	13200	19.1	7/8"	1 1/8	271
2x5Y A3	16.5	11.9	11.5	13.3	9.2	8.9	12.6	8.7	8.3	85	43	2x500	11740	28	46	9	13050	18.8	7/8"	1 3/8	296
1x8Y C2	19.2	12.8	12.1	15.5	9.9	9.3	15.0	9.4	8.7	87	45	1x800	15620	38	47	9	14400	20.8	1 1/8	1 5/8	324
1x6E B4	18.0	13.2	12.5	14.7	10.2	9.6	13.3	9.7	9.0	91	47	1x630	12550	42	55	12	13200	19.1	1 1/8	1 3/8	292
1x6D B4	18.9	13.5	12.7	14.9	10.4	9.8	13.5	9.9	9.1	91	47	1x630	13030	42	60	12	13200	19.1	1 1/8	1 3/8	292
2x5Y A4	19.5	13.5	13.3	16.0	10.5	10.3	15.1	10.0	9.7	106	54	2x500	11210	26	46	9	13050	18.8	1 1/8	1 5/8	319
2x5D A3	19.4	13.8	13.3	15.4	10.7	10.1	13.8	9.9	9.3	85	43	2x500	15880	38	52	9	13050	18.8	7/8"	1 3/8	296
2x5E A3	19.7	14.1	13.5	15.6	10.8	10.3	14.0	10.0	9.4	85	43	2x500	16470	38	56	9	13050	18.8	7/8"	1 3/8	290
1x8D C2	22.2	14.7	13.7	17.8	11.3	10.5	17.2	10.6	9.6	87	45	1x800	20760	49	53	9	14400	20.8	1 1/8	1 5/8	324
3x5Y A2	21.8	14.8	13.9	17.5	11.4	10.7	16.9	10.8	10.0	95	49	3x500	18560	32	48	6	12000	17.3	1 1/8	1 5/8	343
1x8E C2	22.7	15.1	14.0	18.4	11.6	10.7	17.5	10.8	9.8	87	45	1x800	21790	49	54	9	14400	20.8	1 1/8	1 5/8	321
1x8Y C3	23.2	15.6	14.8	18.8	12.1	11.5	18.3	11.5	10.8	116	60	1x800	14980	37	47	12	19200	27.7	1 1/8	1 5/8	361
2x5D A4	23.5	16.0	15.6	18.7	12.4	12.0	17.7	11.6	11.0	106	54	2x500	15280	36	52	9	13050	18.8	1 1/8	1 5/8	319
2x5E A4	24.1	16.4	15.9	19.1	12.7	12.3	18.0	11.8	11.2	106	54	2x500	16020	36	56	9	13050	18.8	1 1/8	1 5/8	313
2x6Y B2	24.6	16.5	15.4	20.1	12.8	11.8	19.6	12.2	11.1	109	56	2x630	20490	34	54	9	18900	27.3	1 1/8	1 5/8	400
3x5D A2	25.2	17.0	15.7	20.3	13.1	12.0	19.3	12.2	11.1	95	49	3x500	24800	45	54	6	12000	17.3	1 1/8	1 5/8	343
3x5E A2	25.5	17.2	15.9	20.6	13.2	12.2	19.5	12.3	11.2	95	49	3x500	25440	45	58	6	12000	17.3	1 1/8	1 5/8	334
3x5Y A3	26.3	17.8	16.9	21.2	13.9	13.0	20.8	13.3	12.4	127	65	3x500	17620	31	48	9	18000	26.0	1 1/8	1 5/8	411
1x8D C3	27.3	18.2	17.2	21.9	14.0	13.1	21.4	13.2	12.1	116	60	1x800	20110	47	53	12	19200	27.7	1 1/8	1 5/8	361
1x8E C3	28.0	18.6	17.6	22.5	14.4	13.4	21.8	13.5	12.4	116	60	1x800	21070	47	54	12	19200	27.7	1 1/8	1 5/8	358
2x6E B2	28.6	18.8	17.5	23.0	14.5	13.2	22.1	13.7	12.3	109	56	2x630	26770	48	58	9	18900	27.3	1 1/8	1 5/8	400
2x6D B2	29.2	19.2	17.6	23.5	14.8	13.5	22.5	13.9	12.5	109	56	2x630	27910	48	63	9	18900	27.3	1 1/8	1 5/8	400
4x5Y A2	28.0	19.7	18.4	22.0	15.3	14.2	20.5	14.6	13.3	127	65	4x500	24750	37	49	6	18000	26.0	1 1/8	1 5/8	437
2x6Y B3	29.9	20.0	18.9	24.2	15.6	14.6	23.6	14.9	13.9	145	74	2x630	19610	34	54	12	25200	36.4	1 3/8	1 5/8	463
3x5Y A4	29.9	20.3	19.7	24.1	15.8	15.3	23.4	15.2	14.5	158	81	3x500	16810	30	48	9	18000	26.0	1 3/8	1 5/8	446
3x5D A3	30.9	20.9	19.6	25.1	16.1	15.1	23.7	15.3	14.0	127	65	3x500	23830	44	54	9	18000	26.0	1 1/8	1 5/8	411
3x5E A3	31.5	21.3	19.9	25.5	16.4	15.1	24.0	15.5	14.2	127	65	3x500	24700	44	58	9	18000	26.0	1 1/8	1 5/8	402
4x5D A2	31.6	22.7	20.9	25.0	17.5	16.0	22.6	16.5	14.8	127	65	4x500	33070	50	55	6	18000	26.0	1 1/8	1 5/8	437
2x6Y B4	32.8	22.8	23.1	27.0	17.7	18.0	25.5	16.4	16.4	181	93	2x630	18820	32	54	12	25200	36.4	1 1/8	2 1/8	502
4x5E A2	31.9	23.0	21.1	25.2	17.7	16.1	22.7	16.6	15.0	127	65	4x500	33920	50	59	6	18000	26.0	1 1/8	1 5/8	424
2x6E B3	34.8	23.2	21.8	28.0	17.9	16.7	27.4	17.0	15.6	145	74	2x630	25910	47	58	12	25200	36.4	1 3/8	1 5/8	463
2x6D B3	35.6	23.7	22.2	28.6	18.3	17.0	27.8	17.3	15.9	145	74	2x630	26960	47	63	12	25200	36.4	1 3/8	1 5/8	463
4x5Y A3	35.4	23.9	22.8	28.8	18.6	17.6	28.7	17.8	16.7	169	87	4x500	23490	35	49	9	27000	39.0	1 3/8	2 1/8	526
3x5D A4	35.6	24.2	23.0	29.1	18.7	17.8	27.7	17.8	16.6	158	81	3x500	22920	42	54	9	18000	26.0	1 3/8	1 5/8	446
3x5E A4	36.5	24.8	23.6	29.8	19.2	18.2	28.2	18.2	17.0	158	81	3x500	24020	42	58	9	18000	26.0	1 3/8	1 5/8	436
3x6Y B2	37.0	25.0	24.0	30.3	19.3	18.4	29.6	18.1	17.0	163	84	3x630	30730	40	56	9	26100	37.7	1 3/8	2 1/8	560
2x8Y C2	38.6	26.0	24.5	31.2	20.1	18.9	30.3	19.1	17.7	174	89	2x800	31230	39	50	9	29700	42.9	1 3/8	2 1/8	559
2x6E B4	39.3	26.5	26.7	31.2	20.4	20.6	29.5	18.6	18.3	181	93	2x630	25110	45	58	12	25200	36.4	1 1/8	2 1/8	502

NKT (A) 1x6 (B) E (C) B2 (D) T (E)

(A) Fin type: T = Large heat exchange surface - H = High-efficiency fin

(B) Number of fans x Ø : 5 = Ø 500 mm - 6 = Ø 630 mm - 8 = Ø 800 mm - 1 = Ø 1000 mm

(C) Motor connection: E = EC - D = Triangle - Y = Star

(D) Module

(E) Fin spacing: R = 4.23 mm (positive) - L = 6.35 mm (positive) -

C = 6.35 mm (negative) - S = 9 mm (negative) - T = 12 mm (negative)

The NK is available with CO2, HFCs and glycol water. For more information, please consult our software.

NKT ... T | T = Large exchange surface

12 mm

NKT ... T	Power									Coil		Ventilation				Electric Defrost			Connections		Net Weight (CO2)
	DT 7K - SC3 ⁽¹⁾			DT 6K - SC4 ⁽¹⁾			DT 6K - SC5 ⁽¹⁾			Surface area m ²	Circuit volume dm ³	Nb x Ø mm	Airflow m ³ /h	Air Throw ⁽³⁾ Standard m	Acoustics Lp 4m ⁽⁴⁾ dB(A)	ELU ⁽⁵⁾ 400V / 3 / 50Hz			HFC		
	CO2 ⁽²⁾ 60 bar kW	R404A kW	R449A kW	CO2 ⁽²⁾ 60 bar kW	R404A kW	R449A kW	CO2 ⁽²⁾ 60 bar kW	R404A kW	R449A kW							Number	Power W	Current A	Inlet Ø	Outlet Ø	
2x6D B4	40.1	27.0	27.2	31.7	20.8	20.9	29.9	18.8	18.6	181	93	2x630	26070	45	63	12	25200	36.4	1"1/8	2"1/8	502
4x5Y A4	40.1	27.1	26.3	32.5	21.2	20.5	31.8	20.4	19.4	211	108	4x500	22410	34	49	9	27000	39.0	1"5/8	2"1/8	572
4x5D A3	42.1	28.0	26.5	34.5	21.6	20.3	33.5	20.4	18.9	169	87	4x500	31770	48	55	9	27000	39.0	1"3/8	2"1/8	526
3x6E B2	43.0	28.3	27.0	34.6	21.8	20.7	33.4	20.1	18.7	163	84	3x630	40160	54	60	9	26100	37.7	1"3/8	2"1/8	560
4x5E A3	42.9	28.5	26.9	35.1	22.0	20.5	34.5	20.8	19.2	169	87	4x500	32940	48	59	9	27000	39.0	1"3/8	2"1/8	514
3x6D B2	43.9	28.9	27.5	35.3	22.2	21.1	34.0	20.4	19.0	163	84	3x630	41860	54	65	9	26100	37.7	1"3/8	2"1/8	560
2x8D C2	44.8	29.9	27.8	36.0	23.0	21.3	34.9	21.6	19.7	174	89	2x800	41530	50	56	9	29700	42.9	1"3/8	2"1/8	559
3x6Y B3	44.5	30.3	29.6	36.7	23.6	23.0	36.1	22.2	21.3	217	112	3x630	29420	39	56	12	34800	50.2	1"5/8	2"1/8	651
2x8E C2	45.9	30.5	28.4	36.8	23.5	21.8	35.6	22.0	20.1	174	89	2x800	43570	50	57	9	29700	42.9	1"3/8	2"1/8	552
2x8Y C3	45.9	31.5	30.1	37.8	24.5	23.4	37.0	23.4	22.1	232	119	2x800	29960	38	50	12	39600	57.2	1"5/8	2"1/8	631
4x5D A4	48.0	32.3	30.8	38.6	25.1	23.7	37.8	23.9	22.2	211	108	4x500	30560	47	55	9	27000	39.0	1"5/8	2"1/8	572
4x5E A4	49.2	33.1	31.5	39.5	25.7	24.3	38.6	24.4	22.7	211	108	4x500	32030	47	59	9	27000	39.0	1"5/8	2"1/8	559
4x6Y B2	48.6	33.4	32.1	38.8	25.9	24.6	36.8	24.2	22.8	217	112	4x630	40980	45	57	9	36000	52.0	1"5/8	2"1/8	721
3x6Y B4	50.4	34.6	34.4	41.0	27.1	26.9	40.6	25.7	25.1	272	139	3x630	28240	38	56	12	34800	50.2	1"5/8	2"1/8	709
3x6E B3	52.8	35.0	33.9	42.6	27.1	26.0	41.4	25.1	23.8	217	112	3x630	38870	53	60	12	34800	50.2	1"5/8	2"1/8	651
3x6D B3	53.9	35.7	34.6	43.5	27.6	26.4	42.2	25.5	24.2	217	112	3x630	40430	53	65	12	34800	50.2	1"5/8	2"1/8	651
2x8D C3	55.0	36.8	35.0	44.3	28.5	26.9	42.6	26.9	25.0	232	119	2x800	40230	48	56	12	39600	57.2	1"5/8	2"1/8	631
2x8E C3	56.4	37.7	35.8	45.3	29.1	27.5	44.3	27.4	25.5	232	119	2x800	42130	48	57	12	39600	57.2	1"5/8	2"1/8	625
4x6E B2	55.2	37.9	36.1	44.4	29.2	27.7	41.4	26.9	25.1	217	112	4x630	53550	59.5	61	9	36000	52.0	1"5/8	2"1/8	721
4x6D B2	56.2	38.6	36.8	45.1	29.7	28.2	41.9	27.3	25.5	217	112	4x630	55820	59.5	66	9	36000	52.0	1"5/8	2"1/8	721
3x8Y C2	58.1	39.1	37.6	47.0	30.3	28.9	45.6	28.4	26.8	261	134	3x800	46850	44	52	9	36000	52.0	1"5/8	2"5/8	791
4x6Y B3	59.1	40.5	39.7	48.6	31.6	30.8	47.6	29.6	28.6	290	149	4x630	39220	43	57	12	48000	69.3	1"5/8	2"5/8	838
3x6E B4	59.9	40.6	39.8	49.3	31.5	30.8	48.2	29.4	28.4	272	139	3x630	37660	51	60	12	34800	50.2	1"5/8	2"1/8	709
3x6D B4	62.2	41.4	40.6	50.3	32.1	31.4	49.1	29.9	28.7	272	139	3x630	39100	51	65	12	34800	50.2	1"5/8	2"1/8	709
2x1Y D2	-	41.6	38.9	-	32.2	30.0	-	30.8	28.1	272	139	2x1000	51420	47	52	9	36900	53.3	1"5/8	2"5/8	835
3x8D C2	67.3	44.8	42.7	54.2	34.5	32.8	52.6	31.9	29.8	261	134	3x800	62290	58	58	9	36000	52.0	1"5/8	2"5/8	791
3x8E C2	69.0	45.8	43.7	55.4	35.2	33.5	53.6	32.5	30.3	261	134	3x800	65360	58	58	9	36000	52.0	1"5/8	2"5/8	782
4x6Y B4	66.1	46.2	46.0	54.4	36.2	36.0	51.6	34.3	33.6	362	186	4x630	37650	42	57	12	48000	69.3	1"5/8	2"5/8	914
4x6E B3	70.0	46.8	45.5	56.4	36.1	34.9	54.3	33.4	31.9	290	149	4x630	51820	57.5	61	12	48000	69.3	1"5/8	2"5/8	838
2x1D D2	-	46.9	43.5	-	36.1	33.0	-	34.1	30.7	272	139	2x1000	65370	56	58	9	36900	53.3	1"5/8	2"5/8	835
3x8Y C3	69.0	47.5	46.3	56.9	37.0	36.0	55.7	35.0	33.6	348	178	3x800	44940	43	52	12	48000	69.3	1"5/8	2"5/8	898
4x6D B3	71.5	47.7	46.4	57.5	36.8	35.5	56.2	34.0	32.4	290	149	4x630	53910	57.5	66	12	48000	69.3	1"5/8	2"5/8	838
2x1Y D3	-	50.6	48.0	-	39.4	37.1	-	37.8	35.3	362	186	2x1000	49570	46	52	12	49200	71.0	2x1"5/8	2x2"1/8	946
4x8Y C2	77.5	52.2	49.3	62.7	40.5	38.2	61.0	38.5	35.7	348	178	4x800	62460	49	53	9	56700	81.8	1"5/8	3"1/8	1025
4x6E B4	79.2	54.2	53.3	62.9	42.1	41.3	59.8	39.4	38.1	362	186	4x630	50220	56.5	61	12	48000	69.3	1"5/8	2"5/8	914
4x6D B4	80.7	55.4	54.3	64.1	42.9	42.0	60.7	40.0	38.5	362	186	4x630	52140	56.5	66	12	48000	69.3	1"5/8	2"5/8	914
3x8D C3	82.7	55.4	53.7	66.7	42.8	41.2	64.3	39.8	37.9	348	178	3x800	60340	55	58	12	48000	69.3	1"5/8	2"5/8	898
3x8E C3	84.8	56.7	54.9	68.3	43.8	42.0	65.6	40.6	38.6	348	178	3x800	63200	55	58	12	48000	69.3	1"5/8	2"5/8	889
2x1D D3	-	57.5	54.1	-	44.5	41.7	-	42.4	39.0	362	186	2x1000	62880	54	58	12	49200	71.0	2x1"5/8	2x2"1/8	946
4x8D C2	89.9	60.1	56.5	72.3	46.4	43.0	70.3	43.5	39.9	348	178	4x800	83050	63	59	9	56700	81.8	1"5/8	3"1/8	1025
4x8E C2	92.1	61.5	57.3	74.0	47.4	43.9	71.7	44.4	40.6	348	178	4x800	87150	63	60	9	56700	81.8	1"5/8	3"1/8	1013
3x1Y D2	-	62.7	58.8	-	48.6	45.4	-	46.3	42.5	407	209	3x1000	77140	52	53	9	55800	80.5	2x1"5/8	2x2"1/8	1192
4x8Y C3	92.1	63.2	60.7	76.0	49.3	47.1	74.5	47.2	44.7	463	238	4x800	59930	47	53	12	75600	109.1	2x1"5/8	2x2"1/8	1167
3x1D D2	-	70.6	65.9	-	54.5	50.1	-	51.4	46.6	407	209	3x1000	98060	63	59	9	55800	80.5	2x1"5/8	2x2"1/8	1192
4x8D C3	110.4	74.1	70.5	89.0	57.4	54.4	85.9	54.3	50.6	463	238	4x800	80450	61	59	12	75600	109.1	2x1"5/8	2x2"1/8	1167
4x8E C3	113.2	75.8	72.1	91.2	58.7	55.6	87.7	55.4	51.6	463	238	4x800	84270	61	60	12	75600	109.1	2x1"5/8	2x2"1/8	1155
3x1Y D3	-	76.2	72.3	-	59.3	56.0	-	57.0	53.3	543	279	3x1000	74350	51	53	12	74400	107.4	2x1"5/8	2x2"5/8	1353
3x1D D3	-	86.6	81.5	-	67.1	62.8	-	63.8	58.8	543	279	3x1000	94310	61	59	12	74400	107.4	2x1"5/8	2x2"5/8	1353

*Ø 500 mm : 400 V/3/50 Hz - Δ = 1330 rpm. - 800 W max - 1.4 A max | Y = 960 rpm. - 540 W max - 0.9 A max (5) | *Ø 630 mm : 400 V/3/50 Hz - Δ = 1210 rpm. - 1450 W max - 2.4 A max | Y = 860 rpm. - 820 W max - 1.4 A max (5)
 *Ø 800 mm : 400 V/3/50 Hz - Δ = 870 rpm. - 1850 W max - 3.8 A max | Y = 640 rpm. - 1050 W max - 2.0 A max (5) | *Ø 1000 mm : 400 V/3/50 Hz - Δ = 830 rpm. - 2900 W max - 5.6 A max | Y = 630 rpm. - 1750 W max - 3.0 A max (5)
 (1) Standard conditions: SC2 / 0 °C (air inlet temp.) / -8 °C (evaporating temp.) / DT1 = 8K | SC3 / -18 °C (air inlet temp.) / -25 °C (evaporating temp.) / DT1 = 7K | SC4 / -25 °C (air inlet temp.) / -31 °C (evaporating temp.) / DT1 = 6K |
 SC5 / -34 °C (air inlet temp.) / -40 °C (evaporating temp.) / DT1 = 6K

(2) Operating pressure: 60 bar - Connection diameters to be defined when ordering.

(3) Residual air speed: 0.25 m/s. - Air throw with VPA option = Standard +15 m

(4) Lp = Average sound pressure level in dB(A) calculated at 4 m, level with the blades, in a free field over a reflecting plane, given as an indication only. Lw = Lp +30 dB(A)

(5) Electric defrost options.

NKT (A) 1x6 (B) E (C) B2 (D) C (E)

- (A) Fin type: **T** = Large heat exchange surface - **H** = High-efficiency fin
- (B) Number of fans x Ø : **5** = Ø 500 mm - **6** = Ø 630 mm - **8** = Ø 800 mm - **1** = Ø 1000 mm
- (C) Motor connection: **E** = EC - **D** = Triangle - **Y** = Star
- (D) Module
- (E) Fin spacing: **R** = 4.23 mm (positive) - **L** = 6.35 mm (positive) -
C = 6.35 mm (negative) - **S** = 9 mm (negative) - **T** = 12 mm (negative)

The NK is available with CO₂, HFCs and glycol water. For more information, please consult our software.

NKH ... C | T = Large exchange surface

 6.35 mm

NKT ... C	Power						Coil		Ventilation				Electric Defrost			Connections		Net Weight (CO ₂) kg
	DT 7K - SC3 ⁽¹⁾			DT 6K - SC4 ⁽¹⁾			Surface area m ²	Circuit volume dm ³	Nb x Ø mm	Airflow m ³ /h	Air Throw ⁽³⁾ Standard m	Acoustics Lp 4m ⁽⁴⁾ dB(A)	ELU ⁽⁵⁾ 400V / 3 / 50Hz			HFC		
	CO ₂ ⁽²⁾ 60 bar kW	R404A kW	R449A kW	CO ₂ ⁽²⁾ 60 bar kW	R404A kW	R449A kW							Number	Power W	Current A	Inlet Ø	Outlet Ø	
							Power	Current	Inlet	Outlet								
1x5Y A2	8.9	5.9	5.8	7.1	4.5	4.3	56	16	1x500	5840	25	43	6	6000	8.7	5/8"	7/8"	150
1x5D A2	10.4	6.8	6.5	8.2	5.1	4.9	56	16	1x500	7900	34	49	6	6000	8.7	5/8"	7/8"	150
1x5E A2	10.5	6.9	6.6	8.3	5.2	4.9	56	16	1x500	8210	34	53	6	6000	8.7	5/8"	7/8"	146
1x5Y A3	10.7	7.0	7.0	8.8	5.4	5.3	75	22	1x500	5490	24	43	12	12000	17.3	5/8"	1"1/8	181
1x5Y A4	11.7	7.8	7.9	9.4	6.0	6.1	93	27	1x500	5190	23	43	12	12000	17.3	5/8"	1"1/8	194
1x5D A3	13.1	8.2	8.0	10.5	6.2	6.0	75	22	1x500	7510	32	49	12	12000	17.3	5/8"	1"1/8	181
1x5E A3	13.5	8.4	8.2	10.8	6.3	6.2	75	22	1x500	7910	32	53	12	12000	17.3	5/8"	1"1/8	178
1x5D A4	14.1	9.3	9.3	11.6	7.1	7.0	93	27	1x500	7160	31	49	12	12000	17.3	5/8"	1"1/8	194
1x5E A4	14.7	9.6	9.6	12.0	7.3	7.2	93	27	1x500	7640	31	53	12	12000	17.3	5/8"	1"1/8	191
1x6Y B2	15.4	10.2	9.7	12.6	7.8	7.3	96	28	1x630	9760	31	51	12	13200	19.1	5/8"	1"1/8	239
1x6E B2	18.0	11.7	10.9	14.3	8.8	8.1	96	28	1x630	12910	44	55	12	13200	19.1	5/8"	1"1/8	239
1x6D B2	18.4	11.9	11.1	14.5	9.0	8.2	96	28	1x630	13430	44	60	12	13200	19.1	5/8"	1"1/8	239
1x6Y B3	17.6	12.0	11.6	13.6	9.3	8.9	128	37	1x630	9240	30	51	15	16500	23.8	7/8"	1"3/8	278
2x5Y A2	18.7	12.3	11.7	15.3	9.4	8.8	112	33	2x500	11680	27	46	6	12000	17.3	7/8"	1"3/8	250
1x6Y B4	19.7	13.3	13.2	15.9	10.3	10.2	160	47	1x630	8770	29	51	15	16500	23.8	1"1/8	1"3/8	300
1x6E B3	19.9	14.0	13.4	15.8	10.7	10.1	128	37	1x630	12380	42	55	15	16500	23.8	7/8"	1"3/8	278
2x5D A2	22.3	14.1	13.2	17.9	10.7	9.9	112	33	2x500	15810	37	52	6	12000	17.3	7/8"	1"3/8	250
1x6D B3	20.2	14.3	13.6	15.9	10.9	10.2	128	37	1x630	12830	42	60	15	16500	23.8	7/8"	1"3/8	278
2x5Y A3	21.5	14.3	14.3	17.5	11.0	11.0	149	43	2x500	10980	26	46	12	24000	34.6	7/8"	1"5/8	307
2x5E A2	22.7	14.3	13.4	18.2	10.9	10.0	112	33	2x500	16410	37	56	6	12000	17.3	7/8"	1"3/8	243
2x5Y A4	22.9	15.8	16.2	17.9	12.3	12.5	187	54	2x500	10370	25	46	12	24000	34.6	1"1/8	1"5/8	331
1x6E B4	24.6	15.8	15.4	19.8	12.2	11.7	160	47	1x630	11900	41	55	15	16500	23.8	1"1/8	1"3/8	300
1x6D B4	25.0	16.1	15.7	20.1	12.4	11.9	160	47	1x630	12280	41	60	15	16500	23.8	1"1/8	1"3/8	300
1x8Y C2	24.5	16.1	15.6	20.1	12.4	11.8	154	45	1x800	14910	37	47	12	19200	27.7	1"1/8	1"5/8	333
2x5D A3	25.9	16.7	16.5	21.3	12.8	12.5	149	43	2x500	15020	36	52	12	24000	34.6	7/8"	1"5/8	307
2x5E A3	26.7	17.1	16.9	21.9	13.1	12.8	149	43	2x500	15830	36	56	12	24000	34.6	7/8"	1"5/8	300
1x8D C2	29.2	18.5	17.6	23.4	14.1	13.2	154	45	1x800	20040	47	53	12	19200	27.7	1"1/8	1"5/8	333
3x5Y A2	27.3	18.5	17.8	22.1	14.2	13.5	168	49	3x500	17520	31	48	6	18600	26.8	1"1/8	1"5/8	348
1x8E C2	29.9	18.9	18.0	24.0	14.3	13.4	154	45	1x800	21000	47	54	12	19200	27.7	1"1/8	1"5/8	330
2x5D A4	28.0	18.9	19.0	21.6	14.5	14.5	187	54	2x500	14320	34	52	12	24000	34.6	1"1/8	1"5/8	331
1x8Y C3	27.9	18.9	18.7	23.0	14.6	14.3	205	60	1x800	14150	35	47	15	24000	34.6	1"1/8	1"5/8	372
2x5E A4	28.8	19.5	19.6	23.1	15.0	14.9	187	54	2x500	15280	34	56	12	24000	34.6	1"1/8	1"5/8	325
2x6Y B2	31.6	20.8	19.9	25.9	16.0	15.0	192	56	2x630	19520	33	54	12	30000	43.3	1"1/8	1"5/8	413
3x5D A2	31.3	21.3	20.2	25.0	16.2	15.1	168	49	3x500	23710	43	54	6	18600	26.8	1"1/8	1"5/8	348
3x5E A2	32.5	21.6	20.5	25.4	16.4	15.4	168	49	3x500	24620	43	58	6	18600	26.8	1"1/8	1"5/8	338
3x5Y A3	32.2	21.7	21.2	25.5	16.8	16.2	224	65	3x500	16460	30	48	12	37200	53.7	1"1/8	1"5/8	427
1x8D C3	33.8	22.3	21.7	26.8	17.0	16.3	205	60	1x800	19210	45	53	15	24000	34.6	1"1/8	1"5/8	372
1x8E C3	34.6	22.7	22.1	27.3	17.4	16.7	205	60	1x800	20100	45	54	15	24000	34.6	1"1/8	1"5/8	369
3x5Y A4	34.3	23.7	24.6	28.5	18.4	19.0	280	81	3x500	15560	28	48	12	37200	53.7	1"1/8	2"1/8	463
2x6E B2	37.2	23.8	22.3	29.9	18.1	16.9	192	56	2x630	25820	46	58	12	30000	43.3	1"1/8	1"5/8	413
2x6D B2	38.0	24.2	22.7	30.5	18.4	17.1	192	56	2x630	26860	46	63	12	30000	43.3	1"1/8	1"5/8	413
2x6Y B3	36.0	24.4	23.9	29.6	18.9	18.2	256	74	2x630	18480	32	54	15	37500	54.1	1"3/8	2"1/8	478
4x5Y A2	37.6	24.8	23.7	30.9	19.0	17.9	224	65	4x500	23360	35	49	6	24600	35.5	1"1/8	2"1/8	443
3x5D A3	37.6	25.6	24.6	30.4	19.6	18.5	224	65	3x500	22520	42	54	12	37200	53.7	1"1/8	1"5/8	427
3x5E A3	38.6	26.2	25.2	31.0	20.1	19.0	224	65	3x500	23740	42	58	12	37200	53.7	1"1/8	1"5/8	418
2x6Y B4	40.5	26.9	27.0	32.7	21.0	20.8	320	93	2x630	17550	31	54	15	37500	54.1	1"5/8	2"1/8	520
3x5D A4	42.6	28.3	29.0	33.4	21.7	22.1	280	81	3x500	21470	40	54	12	37200	53.7	1"1/8	2"1/8	463
4x5Y A3	42.8	28.4	29.3	35.5	21.9	22.4	299	87	4x500	21950	34	49	12	36000	52.0	1"1/8	2"1/8	547
2x6E B3	43.3	28.5	27.5	34.3	21.9	20.7	256	74	2x630	24750	45	58	15	37500	54.1	1"3/8	2"1/8	478
4x5D A2	44.8	28.5	26.8	36.0	21.7	20.3	224	65	4x500	31620	48	55	6	24600	35.5	1"1/8	2"1/8	443
4x5E A2	45.6	29.0	27.3	36.7	22.1	20.6	224	65	4x500	32830	48	59	6	24600	35.5	1"1/8	2"1/8	431
2x6D B3	44.1	29.1	27.9	34.8	22.3	21.0	256	74	2x630	25670	45	63	15	37500	54.1	1"3/8	2"1/8	478
3x5E A4	44.0	29.3	29.9	35.8	22.4	22.7	280	81	3x500	22920	40	58	12	37200	53.7	1"1/8	2"1/8	454
3x6Y B2	47.1	31.3	29.4	38.4	24.1	22.3	288	84	3x630	29280	39	56	12	44400	64.1	1"5/8	2"1/8	581
4x5Y A4	46.5	31.9	32.1	37.1	24.8	24.8	373	108	4x500	20740	32	49	12	49200	71.0	1"5/8	2"1/8	595
2x6E B4	48.7	32.2	31.7	39.0	24.9	24.1	320	93	2x630	23800	43	58	15	37500	54.1	1"5/8	2"1/8	520

NKT (A) 1x6 (B) E (C) B2 (D) C (E)

- (A) Fin type: **T** = Large heat exchange surface - **H** = High-efficiency fin
 (B) Number of fans x \varnothing : **5** = \varnothing 500 mm - **6** = \varnothing 630 mm - **8** = \varnothing 800 mm - **1** = \varnothing 1000 mm
 (C) Motor connection: **E** = EC - **D** = Triangle - **Y** = Star
 (D) Module
 (E) Fin spacing: **R** = 4.23 mm (positive) - **L** = 6.35 mm (positive) -
C = 6.35 mm (negative) - **S** = 9 mm (negative) - **T** = 12 mm (negative)



The NK is available with CO2, HFCs and glycol water. For more information, please consult our software.



NKH ... C | T = Large exchange surface

6.35 mm

NKT ... C	Power						Coil		Ventilation				Electric Defrost			Connections		Net Weight (CO2) kg
	DT 7K - SC3 ⁽¹⁾			DT 6K - SC4 ⁽¹⁾			Surface area m ²	Circuit volume dm ³	Nb x \varnothing mm	Airflow m ³ /h	Air Throw ⁽³⁾ Standard m	Acoustics Lp 4m ⁽⁴⁾ dB(A)	ELU ⁽⁵⁾ 400V / 3 / 50Hz			HFC		
	CO2 ⁽²⁾ 60 bar	R404A	R449A	CO2 ⁽²⁾ 60 bar	R404A	R449A							Number	Power W	Current A	Inlet \varnothing	Outlet \varnothing	
	kW	kW	kW	kW	kW	kW												
2x8Y C2	49.3	32.7	31.7	40.5	25.1	24.0	307	89	2x800	29830	38	50	12	39600	57.2	1"3/8	2"1/8	578
2x6D B4	49.6	32.8	32.2	39.7	25.3	24.5	320	93	2x630	24570	43	63	15	37500	54.1	1"5/8	2"1/8	520
4x5D A3	52.5	33.1	33.8	42.1	25.1	25.5	299	87	4x500	30030	46	55	12	36000	52.0	1"1/8	2"1/8	547
4x5E A3	54.0	33.8	34.5	43.2	25.7	26.1	299	87	4x500	31650	46	59	12	36000	52.0	1"1/8	2"1/8	535
3x6E B2	54.2	35.9	33.3	43.8	27.4	24.9	288	84	3x630	38730	52	60	12	44400	64.1	1"5/8	2"1/8	581
3x6D B2	55.2	36.5	33.6	44.6	27.8	25.3	288	84	3x630	40290	52	65	12	44400	64.1	1"5/8	2"1/8	581
3x6Y B3	55.0	36.6	37.0	44.1	28.3	28.5	384	112	3x630	27710	38	56	15	55500	80.1	1"5/8	2"1/8	673
2x8D C2	58.8	37.5	35.9	47.3	28.6	27.2	307	89	2x800	40090	48	56	12	39600	57.2	1"3/8	2"1/8	578
2x8Y C3	56.4	38.3	38.1	45.0	29.7	29.2	410	119	2x800	28310	36	50	15	49500	71.4	1"5/8	2"5/8	653
2x8E C2	60.2	38.3	36.6	48.4	29.2	27.4	307	89	2x800	41990	48	57	12	39600	57.2	1"3/8	2"1/8	571
4x5D A4	55.8	38.5	38.0	45.8	29.7	28.9	373	108	4x500	28630	44	55	12	49200	71.0	1"5/8	2"1/8	595
4x5E A4	59.9	39.9	39.0	47.2	30.7	29.8	373	108	4x500	30560	44	59	12	49200	71.0	1"5/8	2"1/8	582
3x6Y B4	60.6	40.6	41.9	48.7	31.5	32.4	480	139	3x630	26320	36	56	15	55500	80.1	1"5/8	2"5/8	734
4x6Y B2	63.4	41.6	41.1	52.1	31.9	31.3	384	112	4x630	39040	43	57	12	58800	84.9	1"5/8	2"5/8	747
3x6E B3	64.6	42.5	42.4	52.8	32.5	32.3	384	112	3x630	37130	51	60	15	55500	80.1	1"5/8	2"1/8	673
3x6D B3	65.8	43.2	43.1	53.7	33.0	32.7	384	112	3x630	38500	51	65	15	55500	80.1	1"5/8	2"1/8	673
2x8D C3	66.6	45.1	44.1	54.3	34.6	33.4	410	119	2x800	38420	46	56	15	49500	71.4	1"5/8	2"5/8	653
2x8E C3	70.0	46.1	45.0	55.5	35.3	34.0	410	119	2x800	40190	46	57	15	49500	71.4	1"5/8	2"5/8	647
4x6E B2	74.9	47.1	46.3	60.2	35.8	34.9	384	112	4x630	51640	57.5	61	12	58800	84.9	1"5/8	2"5/8	747
4x6D B2	76.4	47.9	47.1	61.4	36.3	35.4	384	112	4x630	53720	57.5	66	12	58800	84.9	1"5/8	2"5/8	747
3x6E B4	72.6	48.1	48.9	58.0	37.1	37.5	480	139	3x630	35700	49	60	15	55500	80.1	1"5/8	2"5/8	734
3x8Y C2	74.1	48.8	48.4	61.0	37.5	36.9	461	134	3x800	44740	43	52	12	58800	84.9	1"5/8	2"5/8	820
4x6Y B3	72.5	48.9	49.7	57.9	37.7	38.2	512	149	4x630	36950	42	57	15	73500	106.1	1"5/8	2"5/8	867
3x6D B4	73.9	49.0	49.7	59.0	37.7	38.1	480	139	3x630	36850	49	65	15	55500	80.1	1"5/8	2"5/8	734
2x1Y D2	-	52.8	50.4	-	40.5	38.1	480	139	2x1000	49390	46	52	15	61500	88.8	1"5/8	2"5/8	875
4x6Y B4	78.3	54.2	56.1	65.8	42.1	43.3	640	186	4x630	35100	40	57	15	73500	106.1	1"5/8	3"1/8	947
3x8D C2	88.5	55.8	54.9	71.2	42.4	41.4	461	134	3x800	60130	55	58	12	58800	84.9	1"5/8	2"5/8	820
4x6E B3	84.9	56.7	56.9	69.2	43.3	43.3	512	149	4x630	49500	55.5	61	15	73500	106.1	1"5/8	2"5/8	867
3x8E C2	90.6	56.9	56.0	72.8	43.2	42.1	461	134	3x800	62990	55	58	12	58800	84.9	1"5/8	2"5/8	810
3x8Y C3	84.8	57.4	58.2	67.8	44.5	44.8	614	178	3x800	42460	41	52	15	73500	106.1	1"5/8	3"1/8	931
4x6D B3	88.8	57.5	57.8	70.4	44.0	43.9	512	149	4x630	51330	55.5	66	15	73500	106.1	1"5/8	2"5/8	867
2x1D D2	-	59.1	55.6	-	45.1	42.2	480	139	2x1000	62630	54	58	15	61500	88.8	1"5/8	2"5/8	875
2x1Y D3	-	62.1	60.9	-	48.0	46.5	640	186	2x1000	47010	44	52	18	73800	106.5	2x1"5/8	2x2"1/8	990
4x6E B4	98.0	64.3	65.6	78.5	49.6	50.3	640	186	4x630	47600	53.5	61	15	73500	106.1	1"5/8	3"1/8	947
4x6D B4	99.8	65.4	66.6	79.9	50.4	51.0	640	186	4x630	49140	53.5	66	15	73500	106.1	1"5/8	3"1/8	947
4x8Y C2	97.1	65.8	63.8	79.2	50.6	48.9	614	178	4x800	59660	47	53	12	75600	109.1	1"5/8	3"1/8	1063
3x8D C3	100.3	67.2	67.3	81.8	51.5	51.2	614	178	3x800	57630	52	58	15	73500	106.1	1"5/8	3"1/8	931
3x8E C3	102.7	68.6	68.5	83.6	52.5	52.2	614	178	3x800	60290	52	58	15	73500	106.1	1"5/8	3"1/8	922
2x1D D3	-	70.7	68.3	-	54.4	52.1	640	186	2x1000	59920	52	58	18	73800	106.5	2x1"5/8	2x2"1/8	990
4x8D C2	114.8	75.7	72.5	90.9	57.7	55.0	614	178	4x800	80180	61	59	12	75600	109.1	1"5/8	3"1/8	1063
4x8Y C3	113.0	77.1	76.7	94.0	59.8	58.9	819	238	4x800	56620	45	53	15	94500	136.4	2x1"5/8	2x2"5/8	1211
4x8E C2	117.3	77.3	73.9	92.7	58.9	56.0	614	178	4x800	83980	61	60	12	75600	109.1	1"5/8	3"1/8	1051
3x1Y D2	-	79.4	76.3	-	61.0	57.8	720	209	3x1000	74090	51	53	15	93000	134.2	2x1"5/8	2x2"5/8	1251
3x1D D2	-	88.9	84.3	-	67.9	63.9	720	209	3x1000	93940	61	59	15	93000	134.2	2x1"5/8	2x2"5/8	1251
4x8D C3	138.8	90.8	88.9	111.5	69.8	67.9	819	238	4x800	76850	58	59	15	94500	136.4	2x1"5/8	2x2"5/8	1211
4x8E C3	142.2	92.9	90.8	114.1	71.3	68.8	819	238	4x800	80380	58	60	15	94500	136.4	2x1"5/8	2x2"5/8	1199
3x1Y D3	-	93.5	91.7	-	72.4	70.1	960	279	3x1000	70520	49	53	18	111600	161.1	2x1"5/8	2x2"5/8	1419
3x1D D3	-	106.4	102.9	-	81.8	78.6	960	279	3x1000	89880	58	59	18	111600	161.1	2x1"5/8	2x2"5/8	1419

* \varnothing 500 mm : 400 V/3/50 Hz - Δ = 1330 rpm. - 800 W max - 1.4 A max | Y = 960 rpm. - 540 W max - 0.9 A max (5) | * \varnothing 630 mm : 400 V/3/50 Hz - Δ = 1210 rpm. - 1450 W max - 2.4 A max | Y = 860 rpm. - 820 W max - 1.4 A max (5)
 * \varnothing 800 mm : 400 V/3/50 Hz - Δ = 870 rpm. - 1850 W max - 3.8 A max | Y = 640 rpm. - 1050 W max - 2.0 A max (5) | * \varnothing 1000 mm : 400 V/3/50 Hz - Δ = 830 rpm. - 2900 W max - 5.6 A max | Y = 630 rpm. - 1750 W max - 3.0 A max (5)
 (1) Standard conditions: SC2 / 0 °C (air inlet temp.) / -8 °C (evaporating temp.) / DT1 = 8K | SC3 / -18 °C (air inlet temp.) / -25 °C (evaporating temp.) / DT1 = 7K | SC4 / -25 °C (air inlet temp.) / -31 °C (evaporating temp.) / DT1 = 6K |
 SC5 / -34 °C (air inlet temp.) / -40 °C (evaporating temp.) / DT1 = 6K
 (2) Operating pressure: 60 bar - Connection diameters to be defined when ordering.
 (3) Residual air speed: 0.25 m/s. - Air throw with VPA option = Standard +15 m
 (4) Lp = Average sound pressure level in dB(A) calculated at 4 m, level with the blades, in a free field over a reflecting plane, given as an indication only. Lw = Lp +30 dB(A)
 (5) Electric defrost options.

NKT (A) 1x6 (B) E (C) B2 (D) S (E)

- (A) Fin type: **T** = Large heat exchange surface - **H** = High-efficiency fin
- (B) Number of fans x Ø : **5** = Ø 500 mm - **6** = Ø 630 mm - **8** = Ø 800 mm - **1** = Ø 1000 mm
- (C) Motor connection : **E** = EC - **D** = Triangle - **Y** = Star
- (D) Module
- (E) Fin spacing: **R** = 4.23 mm (positive) - **L** = 6.35 mm (positive) -
C = 6.35 mm (negative) - **S** = 9 mm (negative) - **T** = 12 mm (negative)

The NK is available with CO₂, HFCs and glycol water. For more information, please consult our software.

NKT ... S | T = Large exchange surface

 9 mm

NKT ... S	Power									Coil		Ventilation				Electric Defrost			Connections		Net Weight (CO ₂) kg
	DT 7K - SC3 ⁽¹⁾			DT 6K - SC4 ⁽¹⁾			DT 6K - SC5 ⁽¹⁾			Surface area m ²	Circuit volume dm ³	Nb x Ø mm	Airflow m ³ /h	Air Throw ⁽³⁾ Standard m	Acoustics Lp 4m ⁽⁴⁾ dB(A)	ELU ⁽⁵⁾ 400V / 3 / 50Hz			HFC		
	CO ₂ ⁽²⁾ 60 bar kW	R404A kW	R449A kW	CO ₂ ⁽²⁾ 60 bar kW	R404A kW	R449A kW	CO ₂ ⁽²⁾ 60 bar kW	R404A kW	R449A kW							Number	Power W	Current A	Inlet Ø	Outlet Ø	
1x5Y A2	8.3	5.5	5.3	6.6	4.2	4.0	6.3	3.8	3.6	41	16	1x500	6050	26	43	6	6000	8.7	5/8"	7/8"	153
1x5D A2	9.5	6.3	6.0	7.6	4.8	4.5	7.1	4.3	4.0	41	16	1x500	8130	35	49	6	6000	8.7	5/8"	7/8"	153
1x5E A2	9.7	6.4	6.1	7.7	4.8	4.6	7.2	4.3	4.0	41	16	1x500	8380	35	53	6	6000	8.7	5/8"	7/8"	149
1x5Y A3	10.0	6.6	6.4	8.1	5.1	4.9	8.1	4.7	4.5	54	22	1x500	5720	24	43	9	9000	13.0	5/8"	1"1/8	182
1x5Y A4	11.2	7.4	7.4	9.0	5.7	5.7	8.8	5.3	5.2	68	27	1x500	5440	23	43	12	12000	17.3	5/8"	1"1/8	199
1x5D A3	12.0	7.7	7.5	9.9	5.9	5.6	9.7	5.3	5.0	54	22	1x500	7770	33	49	9	9000	13.0	5/8"	1"1/8	182
1x5E A3	12.3	7.9	7.6	10.1	6.0	5.7	9.9	5.4	5.1	54	22	1x500	8110	33	53	9	9000	13.0	5/8"	1"1/8	179
1x5D A4	13.5	8.8	8.7	10.8	6.8	6.6	10.6	6.2	5.9	68	27	1x500	7450	31	49	12	12000	17.3	5/8"	1"1/8	199
1x5E A4	13.9	9.1	8.9	11.1	6.9	6.8	10.9	6.3	6.1	68	27	1x500	7870	31	53	12	12000	17.3	5/8"	1"1/8	196
1x6Y B2	14.3	9.4	8.8	11.5	7.2	6.7	11.1	6.8	6.1	70	28	1x630	10050	32	51	12	13200	19.1	5/8"	1"1/8	244
1x6E B2	16.5	10.8	10.0	13.3	8.2	7.5	12.7	7.6	6.8	70	28	1x630	13190	45	55	12	13200	19.1	5/8"	1"1/8	244
1x6D B2	16.8	11.0	10.1	13.6	8.3	7.6	12.9	7.7	6.9	70	28	1x630	13750	45	60	12	13200	19.1	5/8"	1"1/8	244
1x6Y B3	16.2	11.2	10.7	13.1	8.7	8.2	12.1	8.2	7.6	93	37	1x630	9580	30	51	15	16500	23.8	7/8"	1"3/8	285
2x5Y A2	17.2	11.3	10.6	14.0	8.7	8.0	13.8	8.2	7.4	82	33	2x500	12100	28	46	6	8700	12.6	7/8"	1"3/8	256
1x6Y B4	18.8	12.5	12.3	15.2	9.7	9.5	15.2	9.3	8.9	117	47	1x630	9160	29	51	15	16500	23.8	1"1/8	1"3/8	309
2x5D A2	20.3	13.1	12.1	16.5	10.0	9.2	16.2	9.2	8.3	82	33	2x500	16250	38	52	6	8700	12.6	7/8"	1"3/8	256
1x6E B3	19.1	13.1	12.4	15.2	10.0	9.3	14.0	9.4	8.6	93	37	1x630	12730	43	55	15	16500	23.8	7/8"	1"3/8	285
2x5E A2	20.6	13.2	12.3	16.8	10.1	9.3	16.4	9.3	8.4	82	33	2x500	16750	38	56	6	8700	12.6	7/8"	1"3/8	249
1x6D B3	19.4	13.4	12.6	15.4	10.2	9.5	14.2	9.5	8.7	93	37	1x630	13230	43	60	15	16500	23.8	7/8"	1"3/8	285
2x5Y A3	18.6	13.4	13.2	14.8	10.4	10.2	13.9	9.6	9.3	109	43	2x500	11440	27	46	9	13050	18.8	7/8"	1"3/8	308
1x8Y C2	22.5	14.8	14.1	18.2	11.4	10.7	18.0	10.6	9.9	112	45	1x800	15340	38	47	12	19200	27.7	1"1/8	1"5/8	341
1x6E B4	22.6	14.9	14.3	18.7	11.5	11.0	18.4	10.8	10.1	117	47	1x630	12300	41	55	15	16500	23.8	1"1/8	1"3/8	309
2x5Y A4	22.0	15.0	15.1	17.4	11.7	11.7	16.7	11.0	10.8	136	54	2x500	10880	26	46	12	17400	25.1	1"1/8	1"5/8	341
1x6D B4	23.1	15.2	14.6	19.1	11.7	11.2	18.8	11.0	10.3	117	47	1x630	12740	41	60	15	16500	23.8	1"1/8	1"3/8	309
2x5D A3	21.8	15.7	15.3	17.0	12.1	11.7	15.2	11.0	10.5	109	43	2x500	15540	37	52	9	13050	18.8	7/8"	1"3/8	308
2x5E A3	22.1	16.1	15.6	17.9	12.3	11.9	15.4	11.2	10.6	109	43	2x500	16220	37	56	9	13050	18.8	7/8"	1"3/8	302
3x5Y A2	25.5	17.0	16.2	20.3	13.1	12.3	19.3	12.3	11.4	122	49	3x500	18150	32	48	6	12000	17.3	1"1/8	1"5/8	357
1x8D C2	26.5	17.1	16.1	21.6	13.0	12.2	21.1	12.0	11.0	112	45	1x800	20490	48	53	12	19200	27.7	1"1/8	1"5/8	341
1x8E C2	27.2	17.5	16.4	22.1	13.3	12.3	21.6	12.2	11.2	112	45	1x800	21480	48	54	12	19200	27.7	1"1/8	1"5/8	338
1x8Y C3	26.3	17.6	17.1	21.1	13.7	13.2	20.8	12.9	12.2	149	60	1x800	14660	36	47	15	24000	34.6	1"1/8	1"5/8	383
2x5D A4	26.0	17.9	17.8	21.0	13.8	13.7	19.4	12.8	12.3	136	54	2x500	14900	36	52	12	17400	25.1	1"1/8	1"5/8	341
2x5E A4	26.7	18.5	18.3	21.5	14.2	13.9	19.8	13.1	12.6	136	54	2x500	15730	36	56	12	17400	25.1	1"1/8	1"5/8	335
2x6Y B2	28.9	19.1	18.0	23.2	14.7	13.6	22.7	13.8	12.8	140	56	2x630	20100	34	54	12	25200	36.4	1"1/8	1"5/8	423
3x5D A2	29.4	19.7	18.5	23.6	15.1	14.1	21.9	13.9	12.7	122	49	3x500	24380	45	54	6	12000	17.3	1"1/8	1"5/8	357
3x5E A2	29.8	20.0	18.8	23.9	15.3	14.3	22.1	14.0	12.9	122	49	3x500	25130	45	58	6	12000	17.3	1"1/8	1"5/8	347
3x5Y A3	29.6	20.2	19.4	24.2	15.7	14.9	22.8	14.9	14.0	163	65	3x500	17160	31	48	9	18000	26.0	1"1/8	1"5/8	430
1x8D C3	31.1	20.8	19.9	25.3	15.9	15.1	24.4	14.8	13.8	149	60	1x800	19760	46	53	15	24000	34.6	1"1/8	1"5/8	383
1x8E C3	31.9	21.3	20.4	25.9	16.3	15.4	24.8	15.1	14.1	149	60	1x800	20690	46	54	15	24000	34.6	1"1/8	1"5/8	380
2x6E B2	33.3	21.9	20.4	27.0	16.8	15.5	25.5	15.6	14.2	140	56	2x630	26390	47	58	12	25200	36.4	1"1/8	1"5/8	423
2x6D B2	34.0	22.3	20.8	27.6	17.1	15.8	25.9	15.8	14.3	140	56	2x630	27500	47	63	12	25200	36.4	1"1/8	1"5/8	423
3x5Y A4	33.0	22.6	22.3	26.4	17.6	17.3	26.1	16.8	16.3	204	81	3x500	16310	30	48	12	24000	34.6	1"3/8	2"1/8	478
2x6Y B3	33.9	22.7	21.9	27.2	17.6	16.8	26.8	16.7	15.7	186	74	2x630	19160	33	54	15	31500	45.5	1"3/8	2"1/8	492
4x5Y A2	34.7	22.8	21.5	28.1	17.6	16.3	27.8	16.5	15.3	163	65	4x500	24200	36	49	6	18000	26.0	1"1/8	2"1/8	455
3x5D A3	35.7	23.9	22.7	28.2	18.4	17.2	26.5	17.2	15.9	163	65	3x500	23320	43	54	9	18000	26.0	1"1/8	1"5/8	430
3x5E A3	36.5	24.5	23.2	29.5	18.8	17.6	27.7	17.5	16.2	163	65	3x500	24340	43	58	9	18000	26.0	1"1/8	1"5/8	420
2x6Y B4	37.4	25.5	25.0	31.2	19.8	19.4	30.8	19.0	18.2	233	93	2x630	18320	32	54	15	31500	45.5	1"5/8	2"1/8	537
4x5D A2	40.8	26.4	24.6	33.3	20.2	18.7	32.6	18.8	17.1	163	65	4x500	32500	49	55	6	18000	26.0	1"1/8	2"1/8	455
2x6E B3	39.8	26.6	25.3	32.4	20.5	19.1	30.4	19.2	17.7	186	74	2x630	25460	46	58	15	31500	45.5	1"3/8	2"1/8	492
4x5E A2	41.5	26.8	24.9	33.8	20.5	18.9	33.1	19.0	17.2	163	65	4x500	33510	49	59	6	18000	26.0	1"1/8	2"1/8	442
4x5Y A3	40.3	27.1	26.2	33.3	21.0	20.2	32.2	19.9	18.8	218	87	4x500	22880	34	49	9	27000	39.0	1"3/8	2"1/8	550
2x6D B3	40.6	27.1	25.8	33.0	20.9	19.5	31.7	19.5	18.0	186	74	2x630	26460	46	63	15	31500	45.5	1"3/8	2"1/8	492
3x5D A4	40.8	27.2	26.4	32.3	21.0	20.3	30.9	19.8	18.8	204	81	3x500	22350	42	54	12	24000	34.6	1"3/8	2"1/8	478
3x5E A4	42.0	28.1	27.2	33.2	21.6	20.8	31.5	20.3	19.2	204	81	3x500	23600	42	58	12	24000	34.6	1"3/8	2"1/8	469
3x6Y B2	43.5	28.6	26.5	35.0	22.1	20.3	33.6	21.0	19.0	210	84	3x630	30150	40	56	12	34800	50.2	1"5/8	2"1/8	596
2x8Y C2	44.7	29.9	28.6	35.8	23.1	21.8	34.8	21.7	20.1	224	89	2x800	30670	38	50	12	39600	57.2	1"3/8	2"1/8	594
4x5Y A4	44.6	30.2	29.8	35.9	23.6	23.1	34.5	22.6	21.8	272	108	4x500	21750	34	49	12	36000	52.0	1"5/8	2"1/8	615

NKT (A) 1x6 (B) E (C) B2 (D) S (E)

- (A) Fin type: **T** = Large heat exchange surface - **H** = High-efficiency fin
 (B) Number of fans x \varnothing : **5** = \varnothing 500 mm - **6** = \varnothing 630 mm - **8** = \varnothing 800 mm - **1** = \varnothing 1000 mm
 (C) Motor connection: **E** = EC - **D** = Triangle - **Y** = Star
 (D) Module
 (E) Fin spacing: **R** = 4.23 mm (positive) - **L** = 6.35 mm (positive) -
C = 6.35 mm (negative) - **S** = 9 mm (negative) - **T** = 12 mm (negative)

The NK is available with CO₂, HFCs and glycol water. For more information, please consult our software.

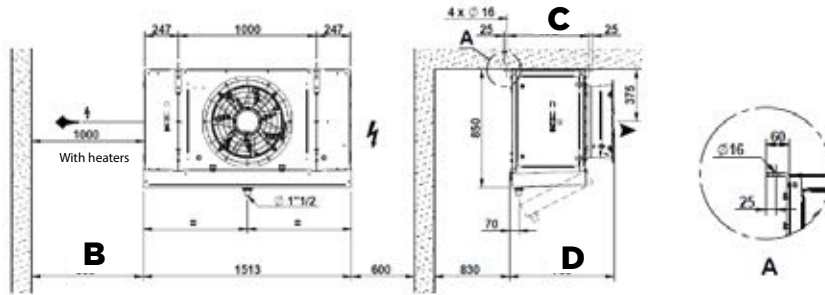
NKT ... S | T = Large exchange surface

 9 mm

NKT ... S	Power									Coil		Ventilation				Electric Defrost			Connections		Net Weight (CO ₂) kg
	DT 7K - SC3 ⁽¹⁾			DT 6K - SC4 ⁽¹⁾			DT 6K - SC5 ⁽¹⁾			Surface area m ²	Circuit volume dm ³	Nb x \varnothing mm	Airflow m ³ /h	Air Throw ⁽³⁾ Standard m	Acoustics Lp 4m ⁽⁴⁾ dB(A)	ELU ⁽⁵⁾ 400V / 3 / 50Hz			HFC		
	CO ₂ ⁽²⁾ 60 bar kW	R404A kW	R449A kW	CO ₂ ⁽²⁾ 60 bar kW	R404A kW	R449A kW	CO ₂ ⁽²⁾ 60 bar kW	R404A kW	R449A kW							Number	Power W	Current A	Inlet \varnothing	Outlet \varnothing	
																W	A	\varnothing	\varnothing		
2x6E B4	46.1	30.4	29.3	37.1	23.5	22.5	36.0	22.2	20.9	233	93	2x630	24600	45	58	15	31500	45.5	1"5/8	2"1/8	537
2x6D B4	47.1	31.0	29.8	37.9	23.9	22.9	36.6	22.6	21.2	233	93	2x630	25490	45	63	15	31500	45.5	1"5/8	2"1/8	537
4x5D A3	49.2	32.0	30.7	39.6	24.6	23.3	38.5	22.9	21.4	218	87	4x500	31090	47	55	9	27000	39.0	1"3/8	2"1/8	550
4x5E A3	50.4	32.7	31.3	40.6	25.1	23.7	39.3	23.4	21.8	218	87	4x500	32450	47	59	9	27000	39.0	1"3/8	2"1/8	538
3x6E B2	50.2	33.0	30.3	40.7	25.2	22.8	38.6	23.8	21.1	210	84	3x630	39580	54	60	12	34800	50.2	1"5/8	2"1/8	596
3x6D B2	51.3	33.6	30.6	41.5	25.7	23.2	39.2	24.2	21.5	210	84	3x630	41260	54	65	12	34800	50.2	1"5/8	2"1/8	596
3x6Y B3	51.5	34.1	32.6	41.6	26.4	24.9	40.4	25.4	23.6	280	112	3x630	28740	39	56	15	43500	62.8	1"5/8	2"1/8	693
2x8D C2	52.0	34.6	32.7	42.1	26.5	24.9	40.2	24.5	22.5	224	89	2x800	40980	49	56	12	39600	57.2	1"3/8	2"1/8	594
2x8E C2	53.3	35.4	33.4	43.0	27.1	25.4	40.9	24.9	23.0	224	89	2x800	42960	49	57	12	39600	57.2	1"3/8	2"1/8	588
2x8Y C3	53.0	35.6	34.9	42.7	27.7	26.8	41.0	26.2	25.0	298	119	2x800	29330	37	50	15	49500	71.4	1"5/8	2"5/8	675
4x5D A4	53.7	36.4	35.3	44.0	28.2	27.1	41.2	26.6	25.1	272	108	4x500	29800	46	55	12	36000	52.0	1"5/8	2"1/8	615
4x5E A4	55.3	37.6	36.3	45.2	29.0	27.8	43.6	27.3	25.8	272	108	4x500	31470	46	59	12	36000	52.0	1"5/8	2"1/8	602
4x6Y B2	58.3	38.3	37.4	47.3	29.5	28.6	46.8	27.1	25.9	280	112	4x630	40200	44	57	12	48000	69.3	1"5/8	2"5/8	768
3x6Y B4	55.9	38.4	38.9	46.6	30.0	30.3	45.8	28.2	27.9	350	139	3x630	27480	38	56	15	43500	62.8	1"5/8	2"5/8	759
3x6E B3	60.7	40.0	37.6	48.6	30.8	28.7	47.4	29.2	26.7	280	112	3x630	38200	52	60	15	43500	62.8	1"5/8	2"1/8	693
3x6D B3	61.9	40.9	38.3	49.6	31.4	29.2	48.2	29.7	27.2	280	112	3x630	39680	52	65	15	43500	62.8	1"5/8	2"1/8	693
2x8D C3	62.8	42.1	40.6	51.2	32.4	30.8	48.3	30.2	28.3	298	119	2x800	39520	47	56	15	49500	71.4	1"5/8	2"5/8	675
2x8E C3	64.4	43.1	41.5	52.4	33.1	31.5	49.3	30.8	28.9	298	119	2x800	41380	47	57	15	49500	71.4	1"5/8	2"5/8	669
4x6E B2	67.9	43.6	42.4	55.4	33.4	32.0	54.3	30.2	28.6	280	112	4x630	52770	58.5	61	12	48000	69.3	1"5/8	2"5/8	768
4x6D B2	69.5	44.5	43.2	56.7	33.9	32.6	55.4	30.6	29.0	280	112	4x630	55010	58.5	66	12	48000	69.3	1"5/8	2"5/8	768
3x8Y C2	67.2	44.9	43.9	54.0	34.6	33.5	52.6	32.0	30.6	336	134	3x800	46010	43	52	12	48000	69.3	1"5/8	2"5/8	844
3x6E B4	68.9	45.5	45.6	55.4	35.2	35.1	53.2	32.5	31.8	350	139	3x630	36900	51	60	15	43500	62.8	1"5/8	2"5/8	759
4x6Y B3	68.2	45.7	45.6	54.9	35.4	35.3	54.2	32.9	32.1	373	149	4x630	38320	42	57	15	60000	86.6	1"5/8	2"5/8	895
3x6D B4	70.4	46.4	46.4	56.5	35.8	35.7	55.8	33.0	32.2	350	139	3x630	38230	51	65	15	43500	62.8	1"5/8	2"5/8	759
2x1Y D2	-	48.2	45.5	-	37.2	34.9	-	35.1	32.4	350	139	2x1000	50650	46	52	12	49200	71.0	1"5/8	2"5/8	887
4x6Y B4	75.1	51.4	52.2	62.7	40.1	40.6	60.2	37.6	37.4	466	186	4x630	36640	42	57	15	60000	86.6	1"5/8	3"1/8	981
3x8D C2	78.3	51.7	50.2	63.4	39.5	38.0	60.6	35.8	33.9	336	134	3x800	61470	57	58	12	48000	69.3	1"5/8	2"5/8	844
3x8E C2	80.2	52.8	51.2	64.9	40.3	38.7	61.7	36.4	34.5	336	134	3x800	64440	57	58	12	48000	69.3	1"5/8	2"5/8	835
4x6E B3	80.1	53.1	52.5	65.3	40.8	40.2	61.6	37.1	36.0	373	149	4x630	50930	56.5	61	15	60000	86.6	1"5/8	2"5/8	895
3x8Y C3	79.7	53.6	53.3	64.2	41.6	41.3	61.9	38.8	37.9	448	178	3x800	43990	42	52	15	60000	86.6	1"5/8	3"1/8	964
4x6D B3	81.7	54.1	53.4	66.6	41.5	40.9	62.6	37.7	36.5	373	149	4x630	52910	56.5	66	15	60000	86.6	1"5/8	2"5/8	895
2x1D D2	-	54.4	50.7	-	41.7	38.6	-	38.9	35.5	350	139	2x1000	64250	55	58	12	49200	71.0	1"5/8	2"5/8	887
2x1Y D3	-	57.7	55.8	-	44.7	42.7	-	42.5	40.0	466	186	2x1000	48590	45	52	15	61500	88.8	2x1"5/8	2x2"1/8	1011
4x8Y C2	89.8	60.2	57.7	72.1	46.6	44.4	70.3	43.7	41.1	448	178	4x800	61350	48	53	12	75600	109.1	1"5/8	3"1/8	1096
4x6E B4	92.7	60.9	61.0	74.7	47.1	47.0	72.7	43.4	42.6	466	186	4x630	49200	55.5	61	15	60000	86.6	1"5/8	3"1/8	981
4x6D B4	94.7	62.0	62.2	76.3	47.9	47.8	74.0	44.1	43.2	466	186	4x630	50980	55.5	66	15	60000	86.6	1"5/8	3"1/8	981
3x8D C3	94.5	62.9	62.1	77.2	48.4	47.4	73.0	44.4	42.7	448	178	3x800	59280	54	58	15	60000	86.6	1"5/8	3"1/8	964
3x8E C3	96.9	64.4	63.5	79.0	49.5	48.4	74.4	45.2	43.5	448	178	3x800	62070	54	58	15	60000	86.6	1"5/8	3"1/8	955
2x1D D3	-	65.9	62.8	-	50.8	48.1	-	47.7	44.5	466	186	2x1000	61710	53	58	15	61500	88.8	2x1"5/8	2x2"1/8	1011
4x8D C2	104.6	69.8	66.0	84.8	53.5	50.3	81.1	49.5	46.0	448	178	4x800	81960	62	59	12	75600	109.1	1"5/8	3"1/8	1096
4x8E C2	107.1	71.3	67.5	86.7	54.6	51.4	82.6	50.4	46.5	448	178	4x800	85920	62	60	12	75600	109.1	1"5/8	3"1/8	1084
4x8Y C3	106.5	71.7	70.3	85.8	55.8	54.1	82.7	52.9	50.5	597	238	4x800	58660	46	53	15	94500	136.4	2x1"5/8	2x2"5/8	1255
3x1Y D2	-	72.6	69.0	-	56.1	52.9	-	52.8	49.1	524	209	3x1000	75980	51	53	12	74400	107.4	2x1"5/8	2x2"5/8	1270
3x1D D2	-	81.9	76.8	-	62.8	58.5	-	58.5	53.8	524	209	3x1000	96370	62	59	12	74400	107.4	2x1"5/8	2x2"5/8	1270
4x8D C3	126.2	84.7	81.8	103.1	65.3	62.8	97.6	60.9	57.4	597	238	4x800	79040	60	59	15	94500	136.4	2x1"5/8	2x2"5/8	1255
4x8E C3	129.4	86.7	83.7	105.5	66.8	63.6	99.5	62.2	58.5	597	238	4x800	82760	60	60	15	94500	136.4	2x1"5/8	2x2"5/8	1242
3x1Y D3	-	86.8	84.0	-	67.4	64.4	-	64.1	60.8	699	279	3x1000	72880	50	53	15	93000	134.2	2x1"5/8	2x2"5/8	1451
3x1D D3	-	99.1	94.6	-	76.5	72.6	-	72.0	67.3	699	279	3x1000	92570	60	59	15	93000	134.2	2x1"5/8	2x2"5/8	1451

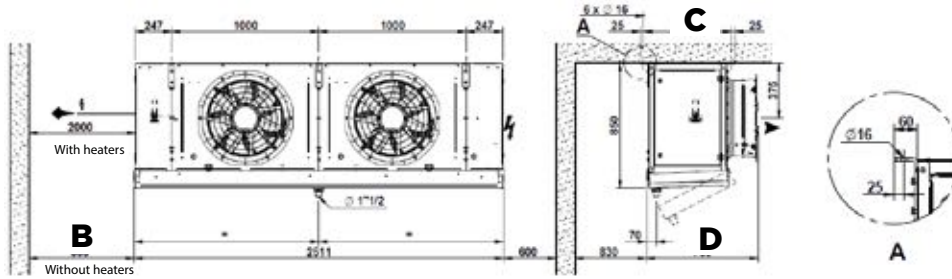
* \varnothing 500 mm : 400 V/3/50 Hz - Δ = 1330 rpm. - 800 W max - 1.4 A max | Y = 960 rpm. - 540 W max - 0.9 A max (5) | * \varnothing 630 mm : 400 V/3/50 Hz - Δ = 1210 rpm. - 1450 W max - 2.4 A max | Y = 860 rpm. - 820 W max - 1.4 A max (5)
 * \varnothing 800 mm : 400 V/3/50 Hz - Δ = 870 rpm. - 1850 W max - 3.8 A max | Y = 640 rpm. - 1050 W max - 2.0 A max (5) | * \varnothing 1000 mm : 400 V/3/50 Hz - Δ = 830 rpm. - 2900 W max - 5.6 A max | Y = 630 rpm. - 1750 W max - 3.0 A max (5)
 (1) Standard conditions: SC2 / 0 °C (air inlet temp.) / -8 °C (evaporating temp.) / DT1 = 8K | SC3 / -18 °C (air inlet temp.) / -25 °C (evaporating temp.) / DT1 = 7K | SC4 / -25 °C (air inlet temp.) / -31 °C (evaporating temp.) / DT1 = 6K | SC5 / -34 °C (air inlet temp.) / -40 °C (evaporating temp.) / DT1 = 6K
 (2) Operating pressure: 60 bar - Connection diameters to be defined when ordering.
 (3) Residual air speed: 0.25 m/s. - Air throw with VPA option = Standard +15 m
 (4) Lp = Average sound pressure level in dB(A) calculated at 4 m, level with the blades, in a free field over a reflecting plane, given as an indication only. Lw = Lp +30 dB(A)
 (5) Electric defrost options.

NK | 1 x Ø 500 mm



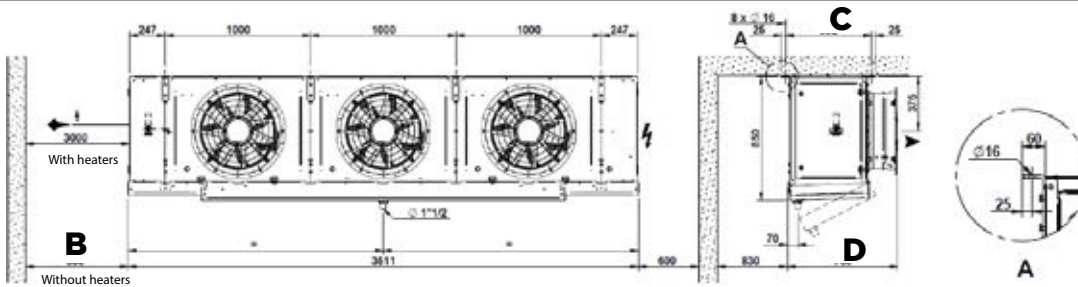
	A1/A2	A3/A4
B	600	800
C	592	766
D	760	930

NK | 2 x Ø 500 mm



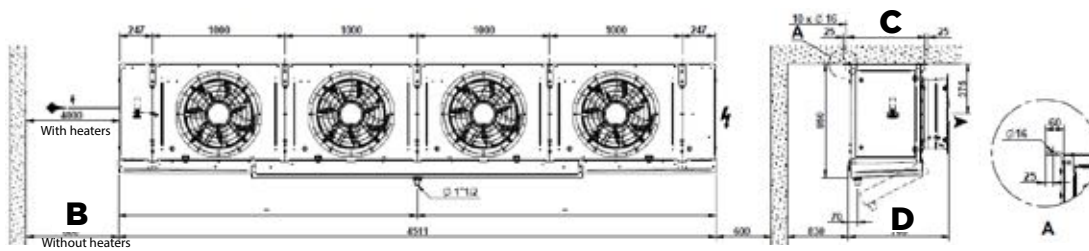
	A1/A2	A3/A4
B	600	800
C	592	766
D	760	930

NK | 3 x Ø 500 mm



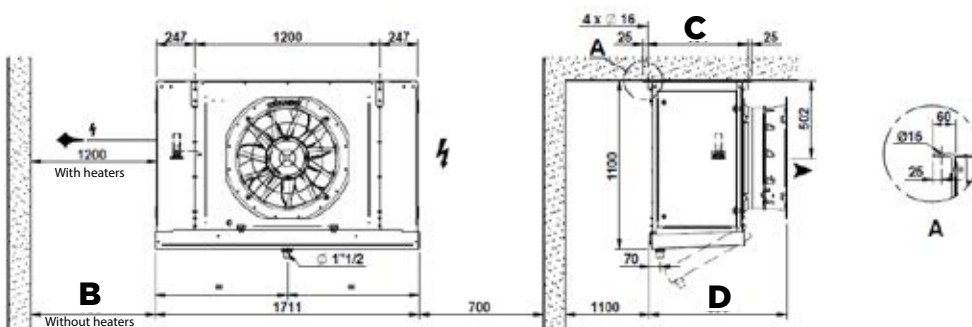
	A1/A2	A3/A4
B	600	800
C	592	766
D	760	930

NK | 4 x Ø 500 mm



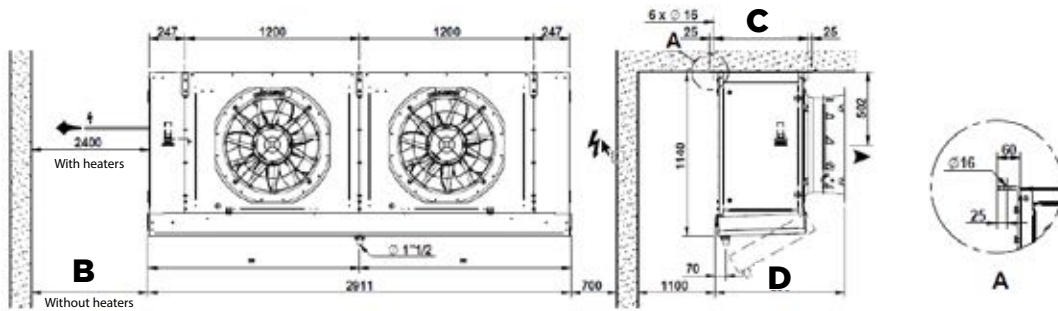
	A1/A2	A3/A4
B	600	800
C	592	766
D	760	930

NK | 1 x Ø 630 mm



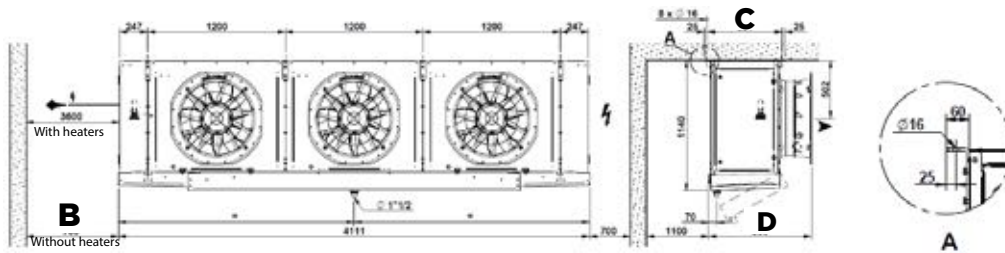
	A1/A2	A3/A4
B	700	900
C	651	825
D	890	1070

NK | 2x Ø 630 mm



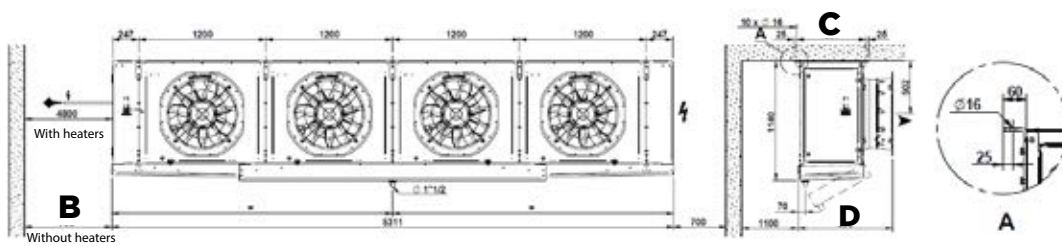
	B1/B2	B3/B4
B	700	900
C	651	825
D	890	1070

NK | 3 x Ø 630 mm



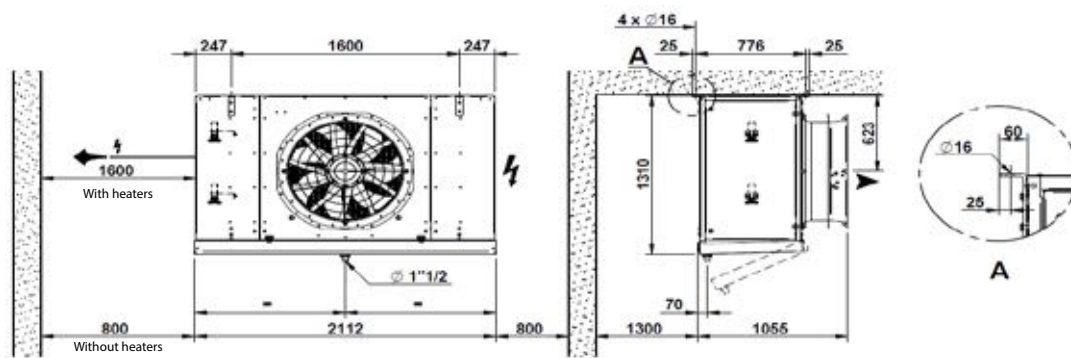
	B1/B2	B3/B4
B	700	900
C	651	825
D	890	1070

NK | 4 x Ø 630 mm

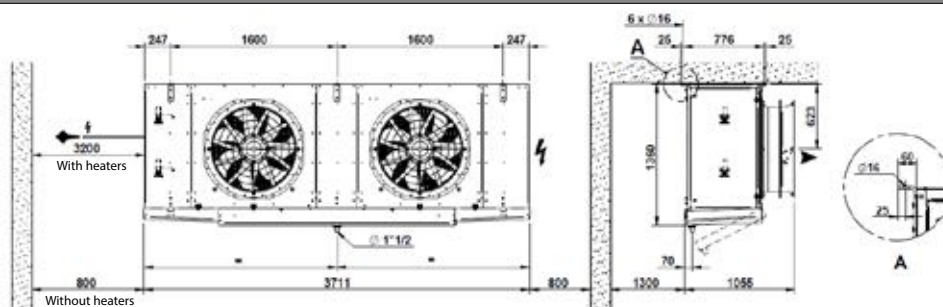


	B1/B2	B3/B4
B	700	900
C	651	825
D	890	1070

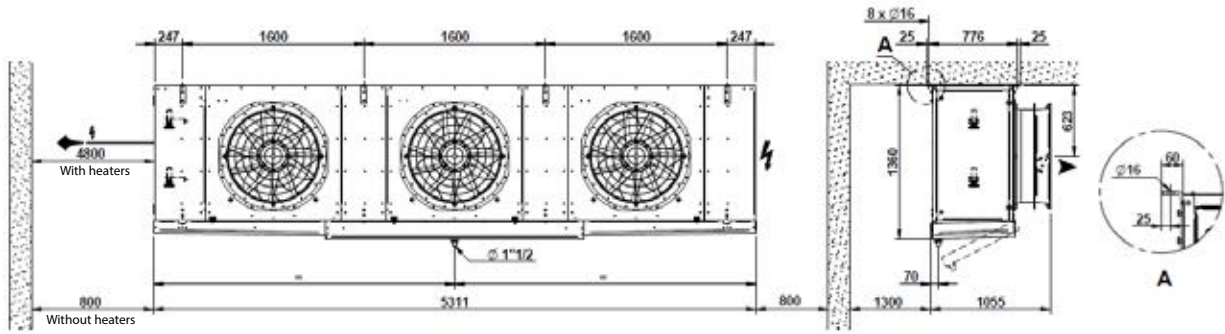
NK | 1 x Ø 800 mm



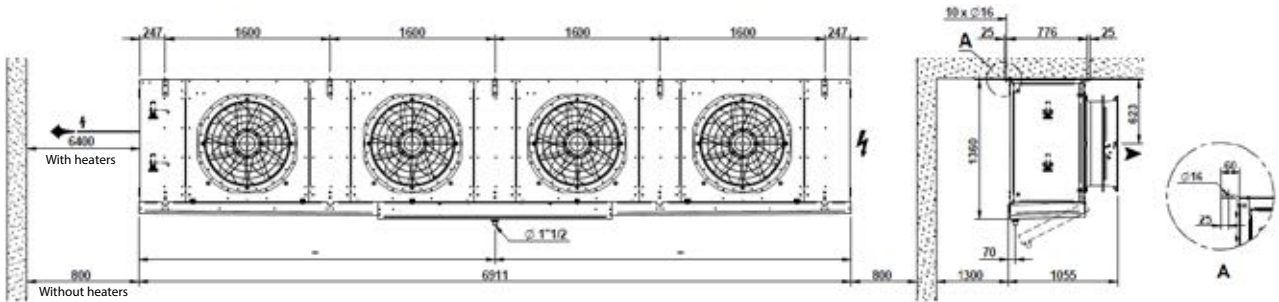
NK | 2 x Ø 800 mm



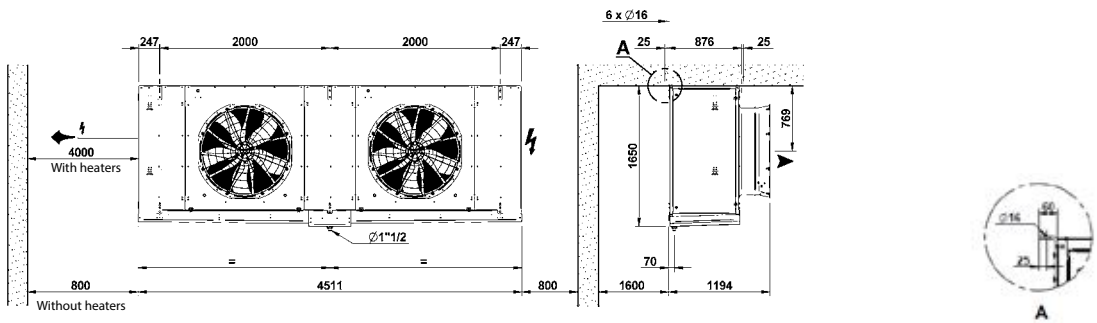
NK | 3 x Ø 800 mm



NK | 4 x Ø 800 mm



NK | 2x Ø 1000 mm



NK | 3x Ø 1000 mm

