



Hassounah Refrigeration حسونة للتبريد

Tell : 920003244

Email : info@hrc.com.as


HRCCOMPANY

H|R|C|

Mob. : 0553361417 Web : www.hrc.om.sa



K-series condensing units catalog



COPELAND








Looking for a compact, low noise & reliable condensing unit solution?

We've got you covered with our latest K-series condensing unit.

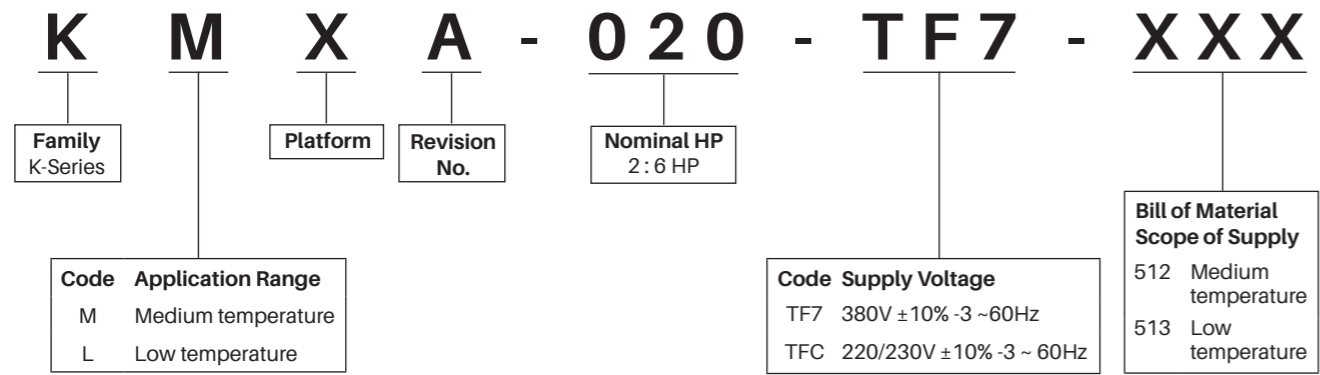


Ideal solution for QSR, small food service and small cold room application.

5 Reasons to choose an outdoor K series scroll condensing unit:

- 1  Robust design built to operate at 49°C ambient.
- 2  Greater reliability as compressor is provided with Copeland injection technology to maintain safe discharge temperature.
- 3  Factory fitted line components with filter drier, sight glass, oil separator and suction accumulator (only on LT) available as standard scope of supply.
- 4  Copeland scroll compressor is fitted with sound jacket resulting in 15 dBA quieter operation compared to conventional Semi-Hermetic units.
- 5  A compact design, plug-and-play solution for easy handling and installation; ideal for outdoors.

Nomenclature



Medium Temperature:

Model
KMXA-020-XXX-512
KMXA-030-XXX-512
KMXA-040-XXX-512
KMXA-050-XXX-512
KMXA-060-XXX-512

Low Temperature:

Model
KLXB-020-XXX-513
KLXB-030-XXX-513
KLXB-040-XXX-513
KLXB-050-XXX-513

Key features & benefits scroll units

Efficiency

- High efficiency Copeland ZB and ZXI Vapor injection compressor.
- Specially designed condenser.

Reliability

- Fully featured with liquid line filter drier, sight glass, oil separator and suction accumulator available as standard scope of supply.
- Compressors are supplied with internal thermal protectors that safeguards against motor overheating and high current.

Envelope

- Wide operating envelope with up to 49°C ambient.

Maintenance

- Optimal layout of components for easy serviceability.
- Pre-wired Electric Junction box.
- Liquid receiver, HP safety cartridge switch and adjustable LP control switch.

Footprint

- Slim profile, light weight and front / roof / ground / wall mount options.



The various components that comprise the scroll condensing unit and their features are as follows.

Compressor Efficiency

- Vapor injection technology improves system capacity by upto 30% and efficiency by upto 20% for low temperature application
- New valving technology adjusts the scroll compression ratio based on operating condition, significantly improving performance

Reliability

- Dual Compliance: The ability of scroll to move in both axial and radial directions helps in better liquid and debris handling.
- Copeland Electronics Module ensures constant superheat of vapor being injected during normal operation and contributes to safe control of discharge line temperature.

Smooth Operation

- Scroll compressor has an inbuilt check valve that isolates high pressure gas, allowing the compressor to start unloaded with low inrush currents.
- Less vibration

Scroll Wear-In

- Scroll involutes of Copeland scroll compressor wear in, rather than wear out
- No constant degradation of performance with time

Compactness

- Small footprint of Copeland scroll compressors enables compact system designs, reducing weight and dimensions



Condenser

Internally grooved copper tubes with hydrophilic coated aluminium fins.

Fan motors

Thermally protected, single-phase fans.

Performance Data - Medium Temperature

R404a

TF7

Condensing Unit Model Number of fans	Ambient (°C)	Capacity (kW)							Total Power Input (kW)						
		Evaporating Temperature (°C)													
		-20	-15	-10	-5	0	5	7	-20	-15	-10	-5	0	5	7
KMXA-020-TF7 1	32	2.97	3.64	4.38	5.19	6.07	7.02	7.42	2.07	2.07	2.08	2.08	2.10	2.13	2.15
	38	2.59	3.21	3.88	4.61	5.40	6.26	6.61	2.43	2.42	2.41	2.40	2.40	2.42	2.44
	43	2.25	2.82	3.44	4.11	4.82	5.59	5.92	2.81	2.79	2.75	2.72	2.70	2.71	2.72
	46	2.02	2.57	3.16	3.79	4.46	5.19	5.49	3.08	3.04	2.99	2.94	2.91	2.90	2.91
	49		2.31	2.87	3.46	4.09	4.77	5.05		3.32	3.25	3.19	3.14	3.12	3.11
KMXA-030-TF7 1	32	4.41	5.29	6.31	7.43	8.64	9.93	10.45	2.83	2.92	2.99	3.07	3.15	3.25	3.29
	38	3.97	4.77	5.68	6.69	7.79	8.95	9.43	3.22	3.30	3.38	3.46	3.55	3.66	3.71
	43	3.60	4.33	5.16	6.07	7.07	8.13	8.56	3.56	3.65	3.74	3.82	3.92	4.03	4.08
	46	3.38	4.06	4.84	5.70	6.63	7.63	8.04	3.78	3.87	3.96	4.05	4.15	4.26	4.31
	49		3.80	4.52	5.32	6.20				4.10	4.19	4.28	4.38		
KMXA-040-TF7 2	32	6.17	7.42	8.82	10.35	12.05	13.90	14.65	3.66	3.75	3.85	3.95	4.05	4.16	4.21
	38	5.58	6.72	7.98	9.38	10.90	12.60	13.30	4.14	4.23	4.33	4.43	4.54	4.65	4.70
	43	5.06	6.10	7.26	8.54	9.94	11.45	12.10	4.59	4.68	4.78	4.89	4.99	5.11	5.15
	46	4.73	5.71	6.81	8.01	9.34	10.80	11.40	4.89	4.98	5.08	5.18	5.29	5.40	5.44
	49		5.31	6.34	7.48	8.72				5.29	5.39	5.49	5.60		
KMXA-050-TF7 2	32	7.71	9.26	11.00	12.90	14.95	17.20	18.15	4.60	4.72	4.86	5.00	5.14	5.29	5.35
	38	6.96	8.37	9.93	11.65	13.55	15.60	16.45	5.21	5.34	5.47	5.62	5.76	5.92	5.98
	43	6.30	7.59	9.01	10.60	12.30	14.15	14.95	5.79	5.92	6.05	6.19	6.34	6.49	6.56
	46	5.89	7.10	8.44	9.92	11.55	13.30	14.05	6.17	6.29	6.43	6.57	6.71	6.87	6.93
	49		6.59	7.85	9.25	10.75				6.69	6.82	6.96	7.11		
KMXA-060-TF7 2	32	9.16	11.00	13.05	15.30	17.80	20.50	21.60	5.31	5.46	5.61	5.78	5.95	6.12	6.19
	38	8.28	9.95	11.80	13.85	16.10	18.50	19.55	6.03	6.18	6.33	6.50	6.67	6.85	6.92
	43	7.49	9.02	10.70	12.60	14.65	16.85	17.80	6.70	6.85	7.01	7.17	7.34	7.52	7.59
	46	7.00	8.44	10.05	11.80	13.75	15.85	16.70	7.14	7.29	7.44	7.61	7.78	7.95	8.03
	49		7.84	9.34	11.00	12.80				7.75	7.91	8.07	8.24		

TFC

Condensing Unit Model Number of fans	Ambient (°C)	Capacity (kW)							Total Power Input (kW)						
		Evaporating Temperature (°C)													
		-20	-15	-10	-5	0	5	7	-20	-15	-10	-5	0	5	7
KMXA-020-TFC 1	32	3.03	3.70	4.44	5.25	6.15	7.13	7.54	2.03	2.06	2.10	2.13	2.17	2.21	2.23
	38	2.69	3.31	3.98	4.72	5.53	6.42	6.79	2.32	2.35	2.39	2.42	2.46	2.50	2.51
	43	2.38	2.96	3.58	4.26	5.00	5.80	6.14	2.60	2.63	2.66	2.69	2.73	2.77	2.78
	46	2.18	2.74	3.33	3.97	4.67	5.43	5.75	2.78	2.81	2.84	2.87	2.91	2.94	2.95
	49		2.51	3.07	3.68	4.33	5.04			3.01	3.04	3.06	3.09	3.13	
KMXA-030-TFC 1	32	4.61	5.54	6.57	7.71	8.95	10.30	10.85	2.77	2.85	2.93	3.01	3.10	3.19	3.23
	38	4.17	5.01	5.94	6.97	8.10	9.32	9.83	3.15	3.22	3.30	3.39	3.48	3.58	3.61
	43	3.77	4.54	5.39	6.33	7.36	8.48	8.95	3.50	3.57	3.66	3.74	3.83	3.93	3.97
	46	3.52	4.25	5.05	5.93	6.90	7.96	8.40	3.73	3.80	3.89	3.97	4.06	4.15	4.19
	49		3.94	4.70	5.53	6.44				4.05	4.13	4.21	4.30		
KMXA-040-TFC 2	32	6.17	7.42	8.82	10.35	12.05	13.90	14.65	3.66	3.75	3.85	3.95	4.05	4.16	4.21
	38	5.58	6.72	7.98	9.38	10.90	12.60	13.30	4.14	4.23	4.33	4.43	4.54	4.65	4.70
	43	5.06	6.10	7.26	8.54	9.94	11.45	12.10	4.59	4.68	4.78	4.89	4.99	5.11	5.15
	46	4.73	5.71	6.81	8.01	9.34	10.80	11.40	4.89	4.98	5.08	5.18	5.29	5.40	5.44
	49		5.31	6.34	7.48	8.72				5.29	5.39	5.49	5.60		
KMXA-050-TFC 2	32	7.71	9.26	11.00	12.90	14.95	17.20	18.15	4.60	4.72	4.86	5.00	5.14	5.29	5.35
	38	6.96	8.37	9.93	11.65	13.55	15.60	16.45	5.21	5.34	5.47	5.62	5.76	5.92	5.98
	43	6.30	7.59	9.01	10.60	12.30	14.15	14.95	5.79	5.92	6.05	6.19	6.34	6.49	6.56
	46	5.89	7.10	8.44	9.92	11.55	13.30	14.05	6.17	6.29	6.43	6.57	6.71	6.87	6.93
	49		6.59	7.85	9.25	10.75				6.69	6.82	6.96	7.11		
KMXA-060-TFC 2	32	9.16	11.00	13.05	15.30	17.80	20.50	21.60	5.31	5.46	5.61	5.78	5.95	6.12	6.19
	38	8.28	9.95	11.80	13.85	16.10	18.50	19.55	6.03	6.18	6.33	6.50	6.67	6.85	6.92
	43	7.49	9.02	10.70	12.60	14.65	16.85	17.80	6.70	6.85	7.01	7.17	7.34	7.52	7.59
	46	7.00	8.44	10.05	11.80	13.75	15.85	16.70	7.14	7.29	7.44	7.61	7.78	7.95	8.03
	49		7.84	9.34	11.00	12.80				7.75	7.91	8.07	8.24		

Note: 1. Operating Conditions: 20°C Suction Gas Return Temperature and 0K Sub Cooling
2. Stated power values are inclusive of fan power

Performance Data - Medium Temperature

R134a

TF7

Condensing Unit Model Number of fans	Ambient (°C)	Capacity (kW)							Total Power Input (kW)						
		Evaporating Temperature (°C)													
		-15	-10	-5	-0	6	7	10	-15	-10	-5	-0	6	7	10
KMXA-020-TF7 1	32	2.09	2.63	3.27	4.01	4.86	5.23	5.81	1.18	1.20	1.24	1.27	1.31	1.32	1.36
	38	1.94	2.45	3.05	3.75	4.55	4.90	5.45	1.32	1.34	1.38	1.42	1.46	1.48	1.51
	43	1.80	2.29	2.86	3.52	4.28	4.61	5.14	1.44	1.48	1.52	1.56	1.60	1.62	1.65
	46		2.19	2.74	3.38	4.12	4.44	4.95		1.56	1.60	1.64	1.70	1.72	1.74
	49		2.10	2.62	3.24	3.95	4.26	4.76		1.66	1.70	1.74	1.79	1.82	1.84
KMXA-030-TF7 1	32	3.02	3.80	4.72	5.78	7.00	7.52	8.36	1.62	1.66	1.70	1.76	1.82	1.84	1.88
	38	2.80	3.53	4.40	5.40	6.54	7.04	7.83	1.81	1.86	1.90	1.96	2.03	2.06	2.10
	43	2.61	3.30	4.12	5.07	6.16	6.63	7.38	2.00	2.04	2.10	2.16	2.23	2.26	2.31
	46		3.16	3.95	4.87	5.92	6.38	7.10		2.16	2.22	2.29	2.36	2.39	2.44
	49		3.02	3.78	4.66	5.68	6.12	6.82		2.29	2.36	2.43	2.50	2.54	2.59
KMXA-040-TF7 2	32	4.08	5.12	6.33	7.73	9.35	10.05	11.20	2.21	2.25	2.31	2.37	2.44	2.48	2.53
	38	3.76	4.74	5.89	7.21	8.74	9.42	10.50	2.49	2.53	2.59	2.65	2.73	2.76	2.82
	43	3.48	4.42	5.51	6.77	8.22	8.86	9.88	2.74	2.79	2.85	2.92	2.99	3.03	3.08
	46		4.22	5.27	6.49	7.90	8.52	9.51		2.96	3.02	3.09	3.17	3.20	3.26
	49		4.02	5.04	6.22	7.58	8.18	9.13		3.14	3.20	3.27	3.35	3.39	3.44
KMXA-050-TF7 2	32	5.04	6.35	7.88	9.66	11.70	12.55	13.95	2.77	2.83	2.91	3.00	3.10	3.15	3.22
	38	4.67	5.90	7.34	9.02	10.90	11.75	13.10	3.10	3.17	3.26	3.35	3.46	3.51	3.59
	43	4.35	5.52	6.88	8.47	10.30	11.05	12.30	3.40	3.48	3.58	3.68	3.80	3.85	3.93
	46		5.28	6.60	8.13	9.88	10.65	11.85		3.69	3.79	3.90	4.02	4.08	4.16
	49		5.04	6.31	7.78	9.47	10.20	11.40		3.91	4.02	4.13	4.26	4.31	4.40
KMXA-060-TF7 2	32	6.16	7.70	9.51	11.60	14.00	15.05	16.75	3.13	3.21	3.30	3.40	3.52	3.57	3.65
	38	5.67	7.13	8.83	10.80	13.10	14.10	15.70	3.52	3.61	3.71	3.82	3.95	4.00	4.09
	43	5.25	6.63	8.25	10.15	12.30	13.25	14.75	3.89	3.98	4.09	4.21	4.35	4.41	4.50
	46		6.33	7.89	9.71	11.80	12.75	14.20		4.23	4.35	4.47	4.61	4.67	4.77
	49		6.03	7.53	9.28	11.30	12.20	13.65		4.50	4.62	4.75	4.90	4.96	5.06

TFC

Condensing Unit Model Number of fans	Ambient (°C)	Capacity (kW)							Total Power Input (kW)						
		Evaporating Temperature (°C)													
		-15	-10	-5	-0	6	7	10	-15	-10	-5	-0	6	7	10
KMXA-020-TFC 1	32	2.09	2.63	3.27	4.01	4.86	5.23	5.81	1.18	1.20	1.24	1.27	1.31	1.32	1.36
	38	1.94	2.45	3.05	3.75	4.55	4.90	5.45	1.32	1.34	1.38	1.42	1.46	1.48	1.51
	43	1.80	2.29	2.86	3.52	4.28	4.61	5.14	1.44	1.48	1.52	1.56	1.60	1.62	1.65
	46		2.19	2.74	3.38	4.12	4.44	4.95		1.56	1.60	1			

Performance Data - Low Temperature

R404a

TF7

Condensing Unit Model Number of fans	Ambient (°C)	Capacity (kW)						Total Power Input (kW)							
		Evaporating Temperature (°C)													
		-40	-35	-30	-25	-20	-15	-10	-40	-35	-30	-25	-20	-15	-10
KLXB-020-TF7 1	32	1.51	2.10	2.71	3.37	4.08	4.88	5.77	1.88	1.97	2.05	2.13	2.19	2.25	2.30
	38	1.40	1.96	2.54	3.15	3.83	4.59	5.44	2.07	2.18	2.27	2.36	2.43	2.50	2.56
	43	1.30	1.82	2.37	2.96	3.60	4.33	5.15	2.27	2.38	2.49	2.58	2.67	2.74	2.81
	46	1.23	1.74	2.27	2.84	3.47	4.17	4.97	2.40	2.53	2.64	2.74	2.83	2.91	2.98
	49	1.15	1.65	2.16	2.72	3.33	4.02	4.80	2.55	2.69	2.80	2.91	3.00	3.09	3.17
KLXB-030-TF7 2	32	2.76	3.09	3.71	4.58	5.64	6.85	8.17	2.29	2.41	2.52	2.62	2.72	2.84	2.98
	38	2.72	3.02	3.58	4.37	5.32	6.41	7.57	2.62	2.77	2.89	2.99	3.09	3.20	3.33
	43	2.72	3.00	3.51	4.22	5.08	6.05	7.08	2.94	3.11	3.25	3.37	3.48	3.60	3.72
	46	2.70	2.96	3.44	4.10	4.90	5.80	6.74	3.21	3.40	3.56	3.69	3.81	3.93	4.06
	49	2.62	2.87	3.32	3.94	4.68	5.50	6.36	3.59	3.79	3.96	4.11	4.24	4.38	4.51
KLXB-040-TF7 2	32	2.92	3.73	4.61	5.59	6.71	7.98	9.44	2.85	2.92	3.02	3.15	3.28	3.41	3.53
	38	2.78	3.53	4.36	5.29	6.34	7.55	8.94	3.28	3.36	3.47	3.60	3.75	3.89	4.02
	43	2.66	3.36	4.14	5.01	6.01	7.16	8.48	3.71	3.79	3.91	4.05	4.20	4.35	4.50
	46	2.60	3.27	4.01	4.84	5.80	6.91	8.19	4.01	4.09	4.21	4.35	4.51	4.67	4.82
	49	2.55	3.18	3.88	4.68	5.60	6.66	7.89	4.34	4.42	4.54	4.68	4.85	5.01	5.17
KLXB-050-TF7 2	32	3.96	4.88	5.96	7.19	8.58	10.15	11.85	3.30	3.43	3.61	3.80	4.01	4.22	4.41
	38	3.79	4.67	5.68	6.83	8.14	9.60	11.20	3.72	3.86	4.04	4.25	4.48	4.71	4.94
	43	3.65	4.48	5.44	6.53	7.75	9.13	10.65	4.14	4.29	4.48	4.71	4.96	5.22	5.47
	46	3.57	4.38	5.30	6.35	7.53	8.85	10.30	4.44	4.59	4.79	5.03	5.30	5.57	5.85
	49	3.50	4.28	5.17	6.17	7.30	8.57	9.98	4.79	4.95	5.15	5.40	5.68	5.98	6.28

TFC

Condensing Unit Model Number of fans	Ambient (°C)	Capacity (kW)						Total Power Input (kW)							
		Evaporating Temperature (°C)													
		-40	-35	-30	-25	-20	-15	-10	-40	-35	-30	-25	-20	-15	-10
KLXB-020-TFC 1	32	1.90	2.49	3.09	3.74	4.45	5.24	6.12	1.88	1.98	2.06	2.14	2.21	2.27	2.32
	38	1.79	2.34	2.92	3.53	4.20	4.95	5.79	2.08	2.20	2.30	2.38	2.46	2.53	2.60
	43	1.68	2.21	2.75	3.33	3.97	4.69	5.50	2.29	2.41	2.52	2.62	2.71	2.79	2.86
	46	1.61	2.12	2.65	3.21	3.83	4.53	5.33	2.43	2.56	2.68	2.78	2.88	2.97	3.04
	49	1.54	2.03	2.54	3.09	3.70	4.38	5.16	2.59	2.73	2.85	2.97	3.07	3.16	3.24
KLXB-030-TFC 2	32	2.52	3.23	3.99	4.83	5.77	6.84	8.06	2.40	2.50	2.59	2.69	2.79	2.88	2.98
	38	2.45	3.13	3.86	4.65	5.54	6.56	7.71	2.69	2.78	2.89	2.99	3.10	3.22	3.33
	43	2.40	3.05	3.74	4.49	5.33	6.29	7.39	2.95	3.06	3.17	3.29	3.41	3.53	3.66
	46	2.36	2.99	3.66	4.38	5.19	6.11	7.17	3.13	3.24	3.36	3.48	3.61	3.74	3.88
	49	2.32	2.93	3.56	4.26	5.03	5.92	6.93	3.32	3.43	3.56	3.69	3.82	3.96	4.11
KLXB-040-TFC 2	32	3.01	3.85	4.77	5.80	6.97	8.29	9.81	2.88	2.95	3.05	3.17	3.29	3.42	3.53
	38	2.86	3.64	4.51	5.48	6.58	7.84	9.29	3.29	3.36	3.46	3.59	3.72	3.86	3.98
	43	2.73	3.47	4.28	5.19	6.23	7.43	8.81	3.68	3.76	3.87	4.00	4.14	4.28	4.42
	46	2.67	3.37	4.14	5.02	6.02	7.18	8.51	3.95	4.03	4.14	4.27	4.42	4.57	4.72
	49	2.62	3.28	4.01	4.85	5.80	6.92	8.20	4.25	4.33	4.44	4.58	4.73	4.89	5.04
KLXB-050-TFC 2	32	4.07	5.03	6.15	7.43	8.87	10.50	12.30	3.35	3.48	3.65	3.83	4.03	4.23	4.42
	38	3.90	4.81	5.86	7.06	8.41	9.92	11.60	3.75	3.88	4.06	4.26	4.48	4.70	4.92
	43	3.75	4.62	5.61	6.74	8.01	9.44	11.00	4.15	4.29	4.48	4.69	4.93	5.18	5.43
	46	3.67	4.50	5.46	6.55	7.78	9.15	10.65	4.44	4.58	4.77	5.00	5.25	5.52	5.79
	49	3.60	4.40	5.33	6.37	7.55	8.86	10.30	4.76	4.91	5.11	5.35	5.62	5.90	6.19

Note: 1. Operating Conditions: 20°C Suction Gas Return Temperature and 0K Sub Cooling
2. Stated power values are inclusive of fan power

Mechanical Data

Condensing Unit Model	Compressor Model	Receiver Volume (l)	Air Flow (m³/s)	Dimensions Depth/Width/Height (mm)	Suction Size (")	Liquid Size (")	Net Weight (kg)	Sound Pressure Level @ 1m dB(A)
KMXA-020-TF7-512	ZB15KQE-TF7-558	4.8	0.96	424 x 1029 x 840	3/4	1/2	76	56
KMXA-020-TFC-512	ZB15KQE-TF5-558							
KMXA-030-TF7-512	ZB21KQE-TF7-558	4.8	0.96	424 x 1029 x 840	3/4	1/2	79	56
KMXA-030-TFC-512	ZB21KQE-TF5-558							
KMXA-040-TF7-512	ZB29KQE-TF7-558	6.9	1.93	424 x 1029 x 1242	7/8	1/2	100	60
KMXA-040-TFC-512	ZB29KQE-TF5-558							
KMXA-050-TF7-512	ZB38KQE-TF7-558	6.9	1.93	424 x 1029 x 1242	7/8	1/2	108	60
KMXA-050-TFC-512	ZB38KQE-TF5-558							
KMXA-060-TF7-512	ZB45KQE-TF7-558	6.9	1.93	424 x 1029 x 1242	7/8	1/2	112	60
KMXA-060-TFC-512	ZB45KQE-TF5-558							
KLXB-020-TF7-513	ZXI06KCE-TF7-687	4.8	0.96	424 x 1029 x 840	3/4	1/2	81	56
KLXB-020-TFC-513	ZXI06KCE-TF5-687							
KLXB-030-TF7-513	ZXI09KCE-TF7-687	6.9	1.93	424 x 1029 x 1242	3/4	1/2	104	60
KLXB-030-TFC-513	ZXI09KCE-TF5-687							
KLXB-040-TF7-513	ZXI11KCE-TF7-647	6.9	1.93	424 x 1029 x 1242	7/8	1/2	112	60
KLXB-040-TFC-513	ZXI11KCE-TF5-647							
KLXB-050-TF7-513	ZXI14KCE-TF7-647	6.9	1.93	424 x 1029 x 1242	7/8	1/2	116	60
KLXB-050-TFC-513	ZXI14KCE-TF5-647							

Electrical Data

Condensing Unit Model	Compressor Model	Unit	Compressor			Fan
		MOC	LRA	MOC	RLA	MOC
KMXA-020-TF7-512	ZB15KQE-TF7-558	6.9	23.0	6.1	5.1	0.75
KMXA-030-TF7-512	ZB21KQE-TF7-558	9.6	39.0	8.8	7.4	0.75
KMXA-040-TF7-512	ZB29KQE-TF7-558	13.0	54.0	11.5	9.6	1.50
KMXA-050-TF7-512	ZB38KQE-TF7-558	16.3	64.0	14.8	12.4	1.50
KMXA-060-TF7-512	ZB45KQE-TF7-558	16.6	70.0	15.1	12.6	1.50
KMXA-020-TFC-512	ZB15KQE-TF5-558	11.0	55.0	10.2	8.9	0.75
KMXA-030-TFC-512	ZB21KQE-TF5-558	15.1	77.0	14.3	12.1	0.75
KMXA-040-TFC-512	ZB29KQE-TF5-558	20.0	91.0	18.5	17.1	1.50
KMXA-050-TFC-512	ZB38KQE-TF5-558	23.9	128.0	22.4	24.0	1.50
KMXA-060-TFC-512	ZB45KQE-TF5-558	28.0	156.0	26.5	23.1	1.50
KLXB-020-TF7-513	ZXI06KCE-TF7-687	7.5	34.8	6.7	5.6	0.75
KLXB-030-TF7-513	ZXI09KCE-TF7-687	9.8	38.6	8.3	6.9	1.50
KLXB-040-TF7-513	ZXI11KCE-TF7-647	11.8	47.0	10.3	8.6	1.50
KLXB-050-TF7-513	ZXI14KCE-TF7-647	13.3	66.0	11.8	9.9	1.50
KLXB-020-TFC-513	ZXI06KCE-TF5-687	12.1	73.0	11.3	12.1	0.75
KLXB-030-TFC-513	ZXI09KCE-TF5-687	15.9	73.0	14.4	12.9	1.50
KLXB-040-TFC-513	ZXI11KCE-TF5-647	16.1	110.0	14.6	19.1	1.50
KLXB-050-TFC-513	ZXI14KCE-TF5-647	22.5	110.0	21.0	20.0	1.50

Disclaimer

Technical data given was correct at the time of printing. Updates may occur, and should you need confirmation of a specific value, please contact Copeland stating clearly the information required. Copeland cannot be held responsible for errors in capacities, dimensions, etc., stated herein. Products, specifications and data in this literature are subject to change without notice. The information given herein is based on data and tests which Copeland believes to be reliable and which are in accordance with today's technical knowledge. It is intended for use by persons having the appropriate technical knowledge and skill, at their own discretion and risk. The products given here are designed and adapted for stationary applications only. For transport applications, please consult with your Copeland representative.

The components listed in this catalogue are not released for use with caustic, poisonous or flammable substances. Copeland cannot be held responsible for any damage caused by using these substances.



The image shows a large wall with vertical slats. The word "COPELAND" is mounted on the wall in large, dark, bold letters. To the right, a blue wall features the text "ENGINEERED FOR SUSTAINABILITY" in gold, slanted letters.

COPELAND

ENGINEERED FOR
SUSTAINABILITY

About Copeland

Copeland, a global provider of sustainable climate solutions, combines category-leading brands in compression, controls, software and monitoring for heating, cooling and refrigeration. With best-in-class engineering and design and the broadest portfolio of modulated solutions, we're not just setting the standard for compressor leadership; we're pioneering its evolution. Combining our technology with our smart energy management solutions, we can regulate, track and optimize conditions to help protect temperature-sensitive goods over land and sea, while delivering comfort in any space. Through energy-efficient products, regulation-ready solutions and expertise, we're revolutionizing the next generation of climate technology for the better. For more information, visit copeland.com.

Copeland South Africa (PTY) LTD

Workshop17 Firestation, 16 Baker Street,
Rosebank 2196, Johannesburg, South Africa

Copeland Middle East FZE

Jebel Ali Free Zone, PO Box 26382,
Dubai, United Arab Emirates

Copeland Arabia Limited

PO Box 3620, 2nd Industrial City
Dammam 34332, Kingdom Of Saudi Arabia

To learn more visit copeland.com

©2024 Copeland LP.

COPELAND