



Iron Run 1/2 marathon and Charcoal Challenge 5 K

Results

Pl.	Bib	Name	Nat.	Age	Club	Pace	ChipTime	GunTime
Iron Run Half Marathon								
Female								
Female 15-19								
1.	43	Shank, Greta		18			1:58:25	1:58:30
Female 20-29								
1.	59	Zychal, Abigail		27			2:36:28	2:36:34
Female 30-39								
1.	32	Jones, Laurel		30			2:09:03	2:09:06
2.	18	Fischer, Carrie		30			2:28:39	2:28:46
3.	65	Himmerlberger, Nancy		39			3:09:02	3:09:12
Female 40-49								
1.	36	Longenberger, Allison		45			1:59:15	1:59:18
2.	24	Hess, Audrey		49			2:10:45	2:10:52
3.	38	Riley, Sherry		44			2:29:34	2:29:49
4.	26	Horst, Rosanne		45			2:30:23	2:30:34
5.	29	Jackson, Stacey		48			2:59:56	3:00:03
6.	22	Gardner, Angelique		46			3:02:29	3:02:45
7.	19	Fronk, Faith		48			3:02:52	3:02:57
8.	33	Kelso, Tonia		44			3:10:47	3:10:55
9.	15	Deutsch, Kristina		49			3:17:49	3:18:00
10.	28	Ivory, Rena		49			3:24:57	3:25:06
Female 50-59								
1.	3	Bills, Terry		52			3:24:56	3:25:06
2.	31	Johnson, Bobbi		56			3:25:32	3:25:40
Male								
Male 15-19								
1.	44	Shank, Kevin		17			1:55:00	1:55:04
Male 20-29								
1.	37	Murphy, Jared		27			1:37:36	1:37:38
2.	40	Seibert, Tyler		28			2:04:02	2:04:05
3.	20	Fronk, Jonathan		22			2:11:12	2:11:16
4.	66	Kuynendoll, Tyler		21			2:28:52	2:29:05
5.	9	Carey, Thomas		28			2:39:53	2:39:58
Male 30-39								
1.	63	Hockensmith, Lucas		34			1:51:08	1:51:10
2.	54	Ullman, Jason		37			1:52:58	1:53:07
3.	34	Klein, Nathan		36			1:56:41	1:56:45
4.	58	Yearsley, David		38			1:57:02	1:57:06
5.	1	Alaimo, Sam		34			1:57:11	1:57:13
6.	46	Signorella, Nicholas		32			1:58:28	1:58:31
7.	47	Slick, Chris		33			2:10:05	2:10:08
8.	30	Johnson, James		31			2:26:49	2:26:58
9.	25	Hess, Austin		36			2:29:40	2:29:47
10.	50	Smoker, Creston		32			2:32:27	2:32:33
11.	52	Straubel, Andrew		35			2:40:34	2:40:42


Iron Run 1/2 marathon and Charcoal Challenge 5 K

Results

Pl.	Bib	Name	Nat.	Age	Club	Pace	ChipTime	GunTime
Male 40-49								
1.	62	Byers, Matthew		42			1:51:46	1:51:48
2.	64	Kohler, Brian		40			2:00:57	2:01:02
3.	45	Shank, Mike		46			2:01:11	2:01:16
4.	2	Baldwin, Scott		41			2:01:21	2:01:25
5.	56	White, Nate		45			2:01:32	2:01:34
6.	51	Snyder, Jason		48			2:06:31	2:06:36
7.	5	Brinton, Billy		48			2:07:15	2:07:17
8.	13	Cramer, Kevin		47			2:19:17	2:19:27
9.	48	Small, Frederick		43			2:27:01	2:27:04
10.	60	Kelley, Timothy		41			2:37:52	2:38:01
11.	6	Brown, Joel		44			3:04:40	3:04:47
12.	57	Wilson, Dale		42			3:18:32	3:18:46
Male 50-59								
1.	4	Bowling, Matt		54			2:16:04	2:16:08
2.	11	Clarke, Jason		50			2:17:57	2:18:04
3.	17	Fasick, Michael		55			2:21:32	2:21:36
4.	42	Serafin, Dan		55			2:22:59	2:23:05
5.	61	Long, Andrew		51			2:23:15	2:23:21
6.	10	Caudill, Brian		52			3:17:50	3:18:00
7.	21	Gainor, Jonathan		52			3:29:23	3:29:35
8.	12	Conklin, James		58			3:34:35	3:35:00
9.	27	Howe, Alan		59			3:37:46	3:38:02
Male 60-69								
1.	39	Schrichte, P Stefan		65			2:55:48	2:56:15
2.	53	Szalkowski, Christopher		64			3:08:06	3:08:18
3.	35	Kohler, Fred		69			3:11:50	3:11:57
Charcoal Challenge 5K								
Female								
Female 14 & Under								
1.	108	Burleigh, Jennifer		11			31:20	31:22
2.	118	Diderrich, Callan		12			33:50	33:59
3.	109	Burleigh, Laura		11			36:30	36:32
4.	123	Dreibelbis, Kate		7			43:31	43:41
5.	122	Dreibelbis, Annie		12			47:51	48:00
Female 15-19								
1.	116	DeWolfe, Rachel		19			41:07	41:12
Female 20-29								
1.	140	Hubler, Abigail		20			33:22	33:26
2.	134	Hewitt, Kayla		24			35:49	35:54
3.	169	Spangler, Hannah		20			36:18	36:23
4.	121	Dodson, Trinity		28			37:32	37:36
5.	139	Hozey, Grace		26			42:57	43:05
6.	135	Hewitt, Kenzy		20			54:43	54:48
7.	100	Arnold, Anne		24			1:01:32	1:01:47
8.	125	Foltz, Sarah		24			1:01:32	1:01:47















Iron Run 1/2 marathon and Charcoal Challenge 5 K

Results

Pl.	Bib	Name	Nat.	Age	Club	Pace	ChipTime	GunTime
Female 30-39								
1.	103	Bender, Patricia		39			24:10	24:11
2.	176	Weston, Ashley		31			29:30	29:32
3.	106	Briggs-Leonard, Abigail		33			32:53	32:58
4.	144	Kubala, Jaclyn		36			33:29	33:32
5.	160	Seltzer, Amanda		35			34:31	34:40
6.	175	Wengert, Alison		38			45:31	45:42
Female 40-49								
1.	163	Shank, Linda		42			31:10	31:16
2.	113	Clough, Elizabeth		43			32:39	32:43
3.	153	Ogle, Kimberly		42			32:39	32:44
4.	104	Billings, Rebekah		48			32:41	32:48
5.	119	Diderrich, Megan		43			37:33	37:43
6.	173	Thornton, Abby		40			44:11	44:20
7.	167	smoker, Tonya		40			44:42	44:49
Female 50-59								
1.	129	Galic, Lisa		54			32:15	32:19
2.	164	Shannon, Susan		55			40:49	40:58
3.	105	Briggs, Jennifer		59			41:48	41:55
4.	137	Hoover, Lori		59			44:10	44:19
5.	107	Buckley, Barbara		55			51:41	51:48
6.	177	Younker, Beth		58			1:04:07	1:04:23
7.	102	Bankert, Debra		59			1:05:45	1:06:02
8.	181	Innerst, Wendy		56			1:14:27	1:14:41
9.	182	Jamison, Kathy		55			1:14:28	1:14:42
Female 60-69								
1.	157	Schmuck, Marsha		60			35:27	35:34
2.	133	Herr, Judy		65			44:44	44:49
3.	138	Hozey, Susan		66			44:47	44:55
4.	179	Debbie, Murphy		67			51:11	51:16
Female 70+								
1.	145	Lauchman, Connie		73			1:05:44	1:06:02
Male								
Male 14 & under								
1.	162	Shank, Dennis		14			22:07	22:08
2.	141	Imwald, Jason		13			45:50	46:00
3.	142	Imwald, Joe		11			47:20	47:30
Male 20-29								
1.	146	Lepiz, Hector		22			24:02	24:04
2.	124	Drozynski, Matthew		29			26:37	26:39
3.	150	Milak, Nathan		28			34:27	34:28
Male 30-39								
1.	148	McManus, Brandon		30			24:50	24:52
2.	180	Williams, Blair		32			26:10	26:12
3.	183	Swift, Brian		32			27:25	27:32
4.	101	Beckett, Neal		34			30:25	30:28

Iron Run 1/2 marathon and Charcoal Challenge 5 K

Results

Pl.	Bib	Name	Nat.	Age	Club	Pace	ChipTime	GunTime
5.	114	Crossland, Steven		34			37:26	37:36
Male 40-49								
1.	155	Parks, Christopher		40			28:57	29:01
2.	149	McMenamin, Alan		40			33:29	33:32
3.	136	Hewitt, Tim		48			47:54	48:00
4.	117	Diderrich, Brent		43			48:55	49:04
Male 50-59								
1.	172	Sumbury, Greg		50			27:47	27:51
2.	174	Webber, Jerry		53			31:16	31:20
3.	128	Galic, Craig		56			32:40	32:44
4.	130	Gardner, Ernest		56			33:30	33:36
5.	120	Dodson, David		53			33:56	34:00
6.	159	Schneckloth, Scott		57			57:03	57:20
Male 60-69								
1.	147	McCurdy, John		62			29:05	29:08
2.	166	Shur, Ken		68			30:42	30:43
Male 70+								
1.	156	Schmuck, James		76			38:33	38:41