



# PLANSCAPES







Design Group

## Comprehensive Plant List



# Deciduous Trees



PICTURE	COMMON NAME	KEY	BOTANICAL NAME	SIZE	SIZE AT MATURITY	WATER NEEDS VL, L, M, H	NOTES/ GROWTH HABIT
						Very Low/Low	
						Low/ Low-Medium	
						Medium/Medium-High	
						High	
Deciduous Trees							
	Sensation boxelder	ANS	Acer negundo Sensation		35' H	L	Tolerates alkaline soils: male only, drought tolerant.
	Ohio Buckeye	AGL	Aesculus glabra	2" cal. B&B	15-40' height, 20-40' spread.	L-M	Messy fruit and plant parts, city parkway, residential, parks. Round
	Texas Buckeye	AA	Aesculus arguta		40' H	L	Heat and drought tolerant.
	Northern/Western Catalpa	CS	Catalpa speciosa	2" cal. B&B	35-75' height, 25-40' spread	L-M	Short lived, major litter producer, bufferyards not for street tree. White summer flowers, shade tree. Irregular crown, oval
	Amur Chokecherry	PM	Prunus maackii	1.5" cal. B&B	20-30' height, 18-25' spread	M	Showy fragrant white flowers, black fruit, yellow fall color, cold resistant, lawn and street tree. Broad, conical rounded
	Sucker Punch Redleaf Chokecherry	PV	Prunus x virginiana POO2s		20-30'H	M	Attracts birds, fast growing.
	Amur Corktree	PA	Phellodendron amurense		30-40" height, 30-60" spread	L once established	Residential, parks, aggressive messy fruit, male cultivars only to eliminate fruit. Open, round.
	Cathedral Elm	UA	Ulmus Cathedral		40-50' height, 40-60" spread	M	Weeping form, large elliptical leaves, yellow and orange leaves in Fall. Broadly vase-shaped.
	Accolade Elm	AE	Ulmus "Morton"		55" height, 35" spread	M	Street tree, shade tree, large glossy leaves turn yellow in the Fall, tough and adaptable. Upright spreading, arching, upright vase.
	New Harmony American Elm	UAH	Ulmus americana "New Harmony"		50-70" height, 50-70" spread	L-M	Tall, sturdy shade tree, yellow leaves in the Fall. Upright vase shaped.
	Choice City Elm/David	UD	Ulmus davidiana		35'- 45' H	L/M	Street tree, disease resistant and fast growing.






PICTURE	COMMON NAME	KEY	BOTANICAL NAME	SIZE	SIZE AT MATURITY	WATER NEEDS VL, L, M, H	NOTES/ GROWTH HABIT
						Very Low/Low	
						Low/ Low-Medium	
						Medium/Medium-High High	
	Ginkgo Maidenhair, Autumn Gold, Princeton Sentry	<b>GB</b>	Ginkgo biloba	2" cal. B&B	25-50' height, 25-35' spread	M	Stunning yellow Fall colors, shade tree, urban conditions, accent, pest/ disease free, fan shaped leaves pyramidal, irregular with age, Street Tree. Tolerates wide range of soils, male varieties only.
	Goldenrain Tree	<b>KP</b>	Koelreuteria paniculata	1.5" cal. B&B	30-40' height, 30-40' spread	L-M	Adaptable to soil types, shade tree, street tree, flowering bright yellow, papery pods in spring. Broad
	Prairie Sentinel Hackberry (JFS-KSU1)	<b>COJ</b>	Celtis occidentalis		45" height, 12" spread	L once established	Excellent tolerance of soil and temperatures, street trees, vertical upswept branches, exceptional Fall colors. Narrow, clumnar. Street Tree.
	Western/ Common Hackberry	<b>CO</b>	Celtis occidentalis	2" cal. B&B	30-50' height, 40' spread	L-M	Shade tree, street tree, yellow fall color, fruiting, adaptable, excellent food source and shelter for wildlife. Rounded
	Thornless Cockspur Hawthorn	<b>CCI</b>	Crataegus crus-galli inermis	1.5" cal. B&B	20-30' height, 20-35' spread	M	Xeric, fragrant flowers, dark red fruit, good Fall, (thorns or thornless), accent lawn tree. Globular
	Washington Hawthorn	<b>CPW</b>	Crataegus phaenopyrum	1.5" cal. B&B	25-30' height, 25-30' spread	M	Disease resistant, attracts pollinators, urban tolerant, hedge, street tree, flowering, showy, fragrant, thorns, red berries, red/orange in Fall. Upright-broad/oval
	Imperial Honeylocust	<b>GTI</b>	Gleditsia triacanthos inermis 'Imperial'	2" cal. B&B	35' height, 30' spread	L-M	yellow fall color, tight fern like leaves, accent, shade tree. Broad, rounded
	Skyline Honeylocust	<b>GTK</b>	Gleditsia triacanthos inermis 'Skyline'	2" cal. B&B	45' height, 35' spread	L-M	Street Tree, lemon-yellow fall color, flowering and pods, light shade will not kill lawn, fast growing. Pyramidal
	Shademaster/Trueshade/ Thornless Honeylocust	<b>GTS</b>	Gleditsia triacanthos inermis 'Shadem'	2" cal. B&B	30-70' height, 30-70' spread	L-M	Street Tree, shade tree, adaptable, pest and disease free, Fall colors no mess, fast growing and long living, can spread quickly. Open, rounded
	Sunburst Honeylocust	<b>GTIS</b>	Gleditsia triacanthos inermis Suncole		45-50' H	L-M	Street Tree, seedless and thornless, urban and drought tolerant.
	Horse chesnut	<b>AH</b>	Aesculus hippocastanum	2" cal. B&B	50-75' height, 40-65' spread.	M	All parts of the tree are poisonous if ingested. showy flowers in May, messy, parkways, residential and parks. Oval, round, upright.



PICTURE	COMMON NAME	KEY	BOTANICAL NAME	SIZE	SIZE AT MATURITY	WATER NEEDS VL, L, M, H	NOTES/ GROWTH HABIT
						Very Low/Low	
						Low/ Low-Medium	
						Medium/Medium-High	
						High	
	Japanese Pagoda Tree	<b>SJ</b>	Sophora japonica		65' H	M	Tolerant of pollutants and city conditions, drought tolerant.
	Kentucky Coffeetree Espresso	<b>GD</b>	Gymnocladus dioica Espresso	2" cal. B&B	50' height, 50' spread	L	Street Tree, lemon-yellow fall color, flowers and pods, large shade tree, male only, drought tolerant. Broad, rounded
	Decaf Kentucky Coffeetree	<b>GDM</b>	Gymnocladus dioica McKBranched		40'50' H	M	Street Tree, lemon-yellow fall color, flowers and pods, large shade tree, male only, drought tolerant. Broad, rounded
	Kentucky Coffeetree	<b>GD</b>	Gymnocladus dioica		50-60' H	L	Resistant to disease and insects, slow growing, drought tolerant.
	European Larch	<b>LD</b>	Larix decidua		70' H	M	Cold-hardy, intolerant of shade and heat. Deciduous conifer.
	Japanese Lilac Tree	<b>SR</b>	Syringa reticulata		20-30' H	M	Hardy, urban tolerant, avoid high wind areas. City parkways, residential and parks. Large clusters of small white fragrant flowers.
	Redmond Linden	<b>TAR</b>	Tilia americana 'Redmond'	2" cal. B&B	40' height, 35' spread	M	Street Tree, yellow fall color, fragrant yellow flowers, shade/ street tree, adaptable, low maintenance, urban tolerant, not tolerant of road salts. Broad pyramidal
	Boulevard Linden American Sentry Linden	<b>BL</b>	Tilia Americana "Boulevard" 'American Sentry'	B&B	50-60' height, 30' spread.	M	Street Tree, Fragrant yellow flowers. Bees abundant, nutlets. Lawn, shade trees, low maintenance. Upright, columnar, urban tolerant, not tolerant of road salts.
	Sterling Silver Linden	<b>TTS</b>	Tilia Tomentosa 'Sterling Silver'	2" cal. B&B	50-70' height, 25-40' spread	L-M	Street Tree, fragrant flowering in late spring, residential, parks, street trees, green and silvery white leaves, urban tolerant, not tolerant of road salts. Fall colors. pyramidal.
	Glenleven Linden	<b>TF</b>	Tilia x flavescens			M	Street Tree, urban tolerant, not tolerant of road salts. Cone shaped, fast growth.
	Little Leaf Linden, Small Leaf Linden	<b>TCTA</b>	Tilia cordata, Tilia americana var. caroliniana		45' H	M	Found at low altitudes and on streambeds. Lime yellow blooms, ornamental.


PICTURE	COMMON NAME	KEY	BOTANICAL NAME	SIZE	SIZE AT MATURITY	WATER NEEDS VL, L, M, H	NOTES/ GROWTH HABIT
						Very Low/Low	
						Low/ Low-Medium	
						Medium/Medium-High	
						High	
	Autumn Blaze Maple	<b>AFA</b>	Acer x freemannii 'Autumn Blaze'	2" cal. B&B	40-55' height, 30-40' spread	M-H	brilliant red fall color, weak and not long lived. Broad oval-rounded
	Emerald Luster Norway Maple	<b>APE</b>	Acer plantanoides 'Emerald Lustre'	2" cal. B&B	50-60" height, 15-20" spread	M	lawns, parking lots, medians, screen residential. Showy fall colors, fruit not a litter problem, spring flowers. Symmetrical crown formation, columnar, upright, dense.
	Red Sunset Maple	<b>ARR</b>	Acer rubrum 'Red Sunset'	2" cal. B&B	40-50' height, 30-35' spread.	L	intense fall color, wind resistant, fast growing. Pyramidal
	Rocky Mountain Maple	<b>ARM</b>	Acer glabrum	1.5" cal. B&B	15-32' height, 10-15' spread	M	Yellow, red Fall colors, shade tree, water shed cover. Rounded, narrow crown
	Big Tooth Maple	<b>AG</b>	Acer grandidentatum		20-30' H	M	Drought and urban tolerant, native, slow growing. Fall color, great landscape or street tree.
	White Swamp Oak	<b>QB</b>	Quercus bicolor	2" cal. B&B	60' height, 60' spread	M-H	Street Tree, yellow-brown fall color, shade tree, city parkway, residential, messy. Broad, conical-rounded
	Bur Oak	<b>QM</b>	Quercus macrocarpa	2" cal. B&B	50-60' height, 35-45' spread	L-M	Street Tree, urban tolerant, golden-yellow fall color, drought tolerant shade tree, large and majestic. Broad, rounded
	English Oak	<b>QR</b>	Quercus robur	2" cal. B&B	40-60' height, 40-70' spread	M-H	Street Tree, urban tolerant, yellow fall color, fragrant, parks and public settings, slow growing. Broad, rounded
	Columnar English Oak	<b>QRF</b>	Quercus Robur 'Fastigiata'		50-60' height, 10-20' spread	L-M	Street Tree, urban tolerant, , park, residential, small narrow spaces, accent, screen, yellow Fall color, does not lose leaves. Narrow, columnar
	Crimson Spire Oak	<b>QCS</b>	Quercus Robur "Crimschmidt"		45" height, 15" spread	M	Street Tree, urban tolerant, single accent or living hedge, reddish Fall colors. Narrow columnar






PICTURE	COMMON NAME	KEY	BOTANICAL NAME	SIZE	SIZE AT MATURITY	WATER NEEDS VL, L, M, H	NOTES/ GROWTH HABIT
						Very Low/Low	
						Low/ Low-Medium	
						Medium/Medium-High High	
	Chinkapin Oak	<b>QM</b>	Quercus muehlenbergii		40-60' H	L-M	Street Tree, urban tolerant. large-growing shade tree with a rounded outline and wide-spreading habit of growth, distinguished branching habit; best for larger landscapes where it can spread its wings, very tough and adaptable but somewhat slow growing. Fall color, can be messy. The state champion Chinkapin oak is in Denver with a diameter over 30 inches and a height of 60 feet.
	Northern Red Oak	<b>QR</b>	Quercus rubra		50-70' H	M	Street Tree, urban and street salt tolerant. Large shade tree grown for its impressive fall color. It has a rounded growth habit throughout life - often broader than tall. The lustrous dark green leaves in summer turn brilliant shades of bronze, red and maroon in the autumn.
	Regal Prince Oak	<b>QRB</b>	Quercus robur x bicolor		40-50' H	L-M	Street Tree, urban tolerant. Narrow, cylindrical, focal point, property line borders. Fall color, fast growing.
	Shumard Oak	<b>QS</b>	Quercus shumardii		40-50' H	L-M	Street Tree, urban tolerant. Fall color, drought tolerant and fast growing. Weel drained soil, acorns feed deer and squirrels.
	Skyrocket Oak	<b>QRF</b>	Quercus robur fastigata		40-45' H	L-M	Street Tree, urban tolerant. Shade tree, full sun, Fall color, broad, pyramidal.
	Texas Red Oak	<b>QBT</b>	Quercus buckleyi/Texana		30-45' H	L	Street Tree, not predictably hardy. Fall color, deep roots, long lived.
	Gambel Oak	<b>QG</b>	Quercus gambellii	1.5" cal. B&B	35' height, 20-35' spread	L	tree or shrub, irregular leaves, can spread and form clumps of trees, shade tree. Rounded
	Luscious Pear	<b>PC</b>	Pyrus communis		10-15' height, 8-15' spread	M	White fragrant flowers in Spring, red and burgundy Fall colors, fruit yellow in Fall, hardy in urban/country.
	Chanticleer Flowering Pear	<b>PCGF</b>	Pyrus calleryana Glen's Form		25-30' H	M	Narrow, pyramidal shape.
	Redspire Flowering Pear	<b>PCR</b>	Pyrus calleryana Redspire		35-45' H	M	Good for tight overhead spaces.

PICTURE	COMMON NAME	KEY	BOTANICAL NAME	SIZE	SIZE AT MATURITY	WATER NEEDS VL, L, M, H	NOTES/ GROWTH HABIT
						Very Low/Low	
						Low/ Low-Medium	
						Medium/Medium-High	
	Autumn Blaze Pear	<b>PCA</b>	Pyrus calleryana 'Autumn Blaze'	1.5" cal. B&B	25-30' height, 2-25' spread	L-M	Adaptable, resilient, stunning ornamental tree, white flowers, crimson fall color. Wide rounded
	Mayday Tree	<b>PP</b>	Prunus padus	1.5" cal. B&B	20-40' height, 20-40' spread	M	Shade, street tree, almond fragrant white long cluster flowers, purple foliage, orange/yellow fall color. Pyramidal-rounded
	Eastern Redbud	<b>CC</b>	Cercis canadensis	1.5" cal. B&B	20-30' height, 25-35' spread	M	Does not transplant well, needs protected location, lavender showy flowers, street tree, good Fall colors, patios and lawn trees. Broad-rounded
	Tulip Tree	<b>LT</b>	Liriodendron tulipifera		70-90" height, 35-50" spread	M	city parkway, residential, wide median, orange yellow flower spring and fall, susceptible to ice damage. Oval, pyramidal, round, upright.
	Turkish Filbert (Hazelnut, Hazel)	<b>CC</b>	Corylus cornuta		40-50" height, 15-35" spread	M-H	City parkway, residential, parks. Hardy for streets and urban. Fruit in Spring and Fall colors. Oval, pyramidal.








# OrnamentalTrees



PICTURE	COMMON NAME	KEY	BOTANICAL NAME	SIZE	SIZE AT MATURITY	WATER NEEDS VL, L, M, H	NOTES/ GROWTH HABIT
						Very Low/Low	
						Low/ Low-Medium	
						Medium/Medium-High	
						High	
Ornamental Trees							
	Aborviatae, Emerald Queen	TO	Thuja Occidentalis 'emerald green'		10-15' height4-8' spread	L-M	Low maintenance, accent, privacy hedge, green year round, smaller yards and narrow spaces, resistant to extreme temps and disease. Narrow, pyramidal
	Alberta Spruce	PGC	Picea glauca 'Conica'	5 gal B&B	10-12' height, 5' spread	L-M	Slow growing, tree, shrub, dwarf, border, windbreak, hedge, container speciman, dense green . Broadly conical, pyrimadial
	Montmorency Cherry	PM	Prunus montmorency		12-16' H	L	Self pollinating, reliably fruits in the front range.
	Mesabi Cherry	PM	Prunus mesabi		10-12'H	L	Needs full sun and well drained soil: hardy and self pollinating.
	David Crabapple	MD	Malus 'David'	1.5" cal. B&B	10-25' height, 15-20' spread	L-M	light pink buds, white-blooms, red fruit in the Fall, under power lines as street trees and ornamental . Rounded-spreading
	Indian Magic Crabapple	MIM	Malus 'Indian Magic'	1.5" cal. B&B	20' height, 15' spread	L-M	deep pink flowers, red fruit, good Fall color. Open rounded
	Indian Summer Crabapple	MIS	Malus 'Indian Summer'	1.5" cal. B&B	18' height, 20' spread	L-M	rose red flowers, red fruit. Wide-rounded
	Radiant Crabapple	MR	Malus 'Radiant'	1.5" cal. B&B	25' height, 20' spread	L-M	deep red buds, dark pink flowers, red/ yellow fruit. Dense rounded
	Spring Snow Crabapple	MSS	Malus 'Spring Show'	1.5" cal. B&B	25' height, 20' spread	L-M	white flowers, little to no fruit. Dense upright oval
	Centurion Crabapple	MC	Malus x Centzam		15-25' H	M	Disease resistant.
	Coralburst Crabapple	MC	Malus Corlcode		10-15' H	M	Disease resistant.









PICTURE	COMMON NAME	KEY	BOTANICAL NAME	SIZE	SIZE AT MATURITY	WATER NEEDS VL, L, M, H	NOTES/ GROWTH HABIT
						Very Low/Low	
						Low/ Low-Medium	
						Medium/Medium-High	
						High	
	Winter King Hawthorn	<b>CVWK</b>	Crataegus viridis Winter King		15-20' H	M	Attracts pollinators, winter interest.
	Russian Hawthorn	<b>CA</b>	Crataegus ambigua		15-25' H	L	Drought and urban tolerant, attracts pollinators, winter interest.
	Goldenchain Tree	<b>LxW</b>	Laburnum x watereri 'Vossii'	1.5" cal. B&B	15-30' height, 15-30' spread	M	hedge, flowering tree, showy yellow drooping, poisonous seed pods, sensitive to sub zero temps, pergolas, arches.
	European Fatigiata Hornbeam	<b>CBF</b>	Carpinus betulus 'Fastigiata'	1.5" cal. B&B	30-40' height, 20-30' spread	M	fruiting, hedge, shade tree, street tree. Pyramidal- conical
	European Cullumnaris Hornbeam	<b>CBC</b>	Carpinus betulus 'Collumnaris'	1.5" cal. B&B	6-8' height, 3-4' spread	M	Street tree, shade tree, hedge, good Fall. Pyrimidal to oval-rounded
	London Plane tree	<b>PA</b>	Platanus acerifolia		70-100" height, 65-80" spread	M-H	City parkway, residential and parks, peeling bark, Fall colors. Broad, Pyramidal.
	Tatarian Maple, Hot Wings Tatarian Maple	<b>AT</b>	Acer tataricum Gar Ann	1.5" cal. B&B	15-25' height, 15-20' spread	M	Drought tolerant, winter interest, small dense tree, accent showy fruit and yellow fall color. Irregular oval-rounded
	Ginnala Maple	<b>AG</b>	Acer ginnala	2" cal. B&B	15-18' height, 15-18' spread	L-M	shrub or tree, stunning Fall color, fragrant flowers, showy fruit, privacy screen, hedge, accent. Multi stemmed, rounded crown.
	Reliance Peach	<b>PRP</b>	Prunis persica		15' height, 12' spread	M	Showy fragrant pink flowers, fruit in mid summer, yellow leaves in the Fall, accent, shade, edible landscaping, seems to be the hardier variety. Rounded
	Elberta Peach	<b>PEP</b>	Prunis Persica		15' height, 12' spread	M	Showy fragrant pink flowers, fruit in mid summer, yellow leaves in the Fall, accent, shade, edible landscaping. Rounded
	Sapalta Cherry Plum	<b>PS</b>	Prunus 'Sapalta'		5-15' height, 5-10' spread	M	Fragrant white blooms, landscape trees, privacy hedge or property definition, open, airy, shrub, windbreaks. Rounded, irregular

PICTURE	COMMON NAME	KEY	BOTANICAL NAME	SIZE	SIZE AT MATURITY	WATER NEEDS VL, L, M, H	NOTES/ GROWTH HABIT
						Very Low/Low	
						Low/ Low-Medium	
						Medium/Medium-High	
						High	
	Princess Kay Plum	<b>PN</b>	Prunus nigra		12-15' H	L/M	Attracts pollinators, winter interest, hardy. A compact front yard accent tree smothered in double white flowers in early spring; a sterile variety that produces no fruit; attractive glossy black bark, upright in habit, very ornamental and hardy; needs full sun and well-drained soil.
	Newport Plum	<b>PC</b>	Prunus cerasifera		15-20' H	L	Rich color contrast, pink blossoms, early bloomer, easy to grow and fast growing. Prefers well drained soils.
	Stanley Plum	<b>PS</b>	Prunus stanely		15-20' H	L	Alkaline soil, produces large amounts of fruit when paired with a pollinator.
	Saskatoon Serviceberry	<b>AA</b>	Amelanchier alnifolia		10-12' H	L	Xeric, attracts birds, alkaline soil. clusters of fragrant, white, drooping flowers appear in spring, followed by large, bluish-purple berries which are juicy and edible. Small blue-green leaves turn brilliant yellow and red in fall and the light gray bark is smooth with vertical streaks that add winter interest. Excellent for shrub borders, woodland gardens.
	Autumn Brilliant Serviceberry	<b>AGA</b>	Amelanchier grandiflora 'Autumn Brilli'	1.5" cal. B&B	15-25' height, 15-25' spread	M	Edible fruit, winter interest, white flowers, red-orange fall color, understory tree, woodland margins, tall hedges. Rounded












# Evergreen Trees

PICTURE	COMMON NAME	KEY	BOTANICAL NAME	SIZE	SIZE AT MATURITY	WATER NEEDS VL, L, M, H	NOTES/ GROWTH HABIT
						Very Low/Low	
						Low/ Low-Medium	
						Medium/Medium-High	
						High	
Evergreen Trees							
	Rocky Mountain Juniper	JS	Juniperus scopulorum		30' H, 15' W	L	Slow growing, columnar shape with one or two main leaders or main “stems”. The foliage depends on the variety but ranges from dark green to blue-green.
	Taylor Juniper	JVT	Juniperus virginia Taylor		30' H, 4' W	L-M	Slow growing. Semi-soft, blue-green foliage and narrow columnar form provide a refined, elegant look. This handsome selection maintains a more dense, upright form than its similar counterparts. Makes a great privacy screen, an entryway accent, or a dramatic vertical element in the landscape.
	Blue Arrow Juniper	JSBA	Juniperus scopulorum Blue Arrow		16' H, 4' W	L-M	Slow growing. Tight, bright blue foliage and a very narrow, upright form. Perfect as a tall, narrow screen where space is limited. Makes a colorful addition to the garden. Produces silvery blue berries from late spring to late winter.
	Bluepoint Juniper	JCBP	Juniperus chinensis Blue Point		10' H, 6' W	L-M	Slow growing. Stately lawn specimens and tall screens. Glowing blue-green foliage on a densely branched, broad pyramid form that maintains its natural form well with practically no pruning. Clipped topiary forms make a wonderful formal accent in entrances or on patios.
	Cologreen Juniper	JSC	Juniperus scopulorum Cologreen		20' H, 6' W	L	Slow growing. Narrow, columnar form that is an effective verticle accent, screen or formal background for the landscape. Develops a handsome cone-shaped form as it matures. A durable heat tolerant and cold hardy specimen that requires little maintenance.
	Medora Juniper	JSM	Juniperus scopulorum Medora		20' H, 5' W	L	Slow growing. Medora Juniper is a dwarf conifer which is primarily valued in the landscape or garden for its rigidly columnar form. It has attractive powder blue evergreen foliage. The scale-like sprays of foliage are highly ornamental and remain powder blue throughout the winter.
	Moonglow Juniper	JSM	Juniperus scopulorum Moonglow		20' H, 12' W	L	Slow growing , showy, silvery blue foliage on a broad pyramidal form makes this a highly attractive landscape accent, excellent for screens, hedges, and group plantings. This tough plant has a dense, compact-branching habit that resists grazing by deer. Evergreen.
	Spartan Juniper	JCS	Juniperus chinensis Spartan		17' H, 5' W	L-M	Fast growing evergreen that forms a stately, dark green, densely branched column well-suited for use as a formal accent, screen or windbreak. In its natural form, the symmetrical, pyramidal shape rarely needs pruning. An excellent specimen for formal topiary. Tolerates heat, cold and drought.

PICTURE	COMMON NAME	KEY	BOTANICAL NAME	SIZE	SIZE AT MATURITY	WATER NEEDS VL, L, M, H	NOTES/ GROWTH HABIT
						Very Low/Low	
						Low/ Low-Medium	
						Medium/Medium-High High	
	Gray Gleam Juniper	<b>JSG</b>	Juniperus scopulorum 'Gray Gleam'	5 gal. container	15' height, 7' spread	L-M	Slow growing, accent tree, windbreak, screening, dramatic silvery-gray color, no fruit. Pyramidal-columnar
	Skyrocket Juniper	<b>JVS</b>	Juniperus virginiana 'Skyrocket'	5. gal. container	15-20' height, 2-3' spread	L-M	Slow growing, silvery blue green color, privacy screen, windbreak little care. Narrow, columnar
	Wichita Blue Juniper	<b>JSW</b>	Juniperus scopulorum 'Wichita Blue'	5 gal. Container	10-15' height, 4-6' spread	M	Slow growing, small landscape tree, screen, backgrounds, blue gray color, male can reach 30' height. Broad, pyramidal
	Austrian Pine	<b>PN</b>	Pinus nigra, Arnold's Sentinel	5-10 ht B&B	40-60' height, 20-40' spread	M	Attracts insects and disease, dark shiny green, accent, screen, windbreak, fast growing. Dense-pyramidal
	Ponderosa Pine	<b>PP</b>	Pinus ponderosa	6' ht B&B	60-100' height, 25-30' spread	M	Attracts insects and disease, light green to yellow, windbreak, buffer strip, mass planting. Large pyramidal crown
	Scotch Pine (Scots Pine)	<b>PPG</b>	Pinus sylvestris	6' ht B&B	49-60' height, 16-30' spread	M	Fast growing, Attracts insects and disease, hardy, adaptable, shelter belt, windbreak, fast growing. Oval crown, conical
	Vanderwolf Pine	<b>PF</b>	Pinus Flexilis 'Vanderwolf Pyramid'	6' ht B&B	20-25' height, 10-15' spread	L-M	silvery blue green, accent tree, slo growing, wind breaks, adaptable, front yards, parks, estates. Pyramidal
	Pinyon Pine	<b>PE</b>	Pinus edulis	6' ht B&B	65' height, 20-30' spread	L	Attracts insects and disease. Deep blue green, edible nuts. Broad-rounded or pyrimidal
	Bosnian Pine	<b>PL</b>	Pinus leucodermis		25' H, 12' W	M	Slow growing. Full sun, purple blue cones, accent tree, windbreak. Dense, pyramidal.
	Limber Pine	<b>PF</b>	Pinus flexilis		50' H, 35' W	L-M	Slow growing, long-lived species, sometimes taking several hundred years to reach maturity. Mature trees may exceed 1000 years of age. The central trunk is usually distorted, many branched, and twisted.
	Lodgepole Pine, commomn pine, twisted pine	<b>PC</b>	Pinus contorta		70' H, 30' W	L-M	Lodgepole pine is a highly adaptable tree that can grow in all sorts of environments, from water-logged bogs to dry sandy soils.










PICTURE	COMMON NAME	KEY	BOTANICAL NAME	SIZE	SIZE AT MATURITY	WATER NEEDS VL, L, M, H	NOTES/ GROWTH HABIT
						Very Low/Low	
						Low/ Low-Medium	
						Medium/Medium-High	
	Southwestern White Pine, Chihuahu White Pine, Mexican White	<b>PS</b>	Pinus strobiformis		50' H, 30' W	L-M	Open irregular crown, thin bluish green needles, moist cool sites.
	Bristlecone Pine, Foxtail	<b>PAB</b>	Pinus aristata	6' ht B&B	20-60' height, 15-20' spread	L	Slow growing, full sun, slow growing, bottle brush needle clusters, shrubby, dark green foliage, pyramidal,
	Aborvitae Emerald Green	<b>TO</b>	Thuja occidentalis	3'-4'	15" tall, 3-4" wide	M	Border, hedge, privacy screen, narrow dense pyramidal
	Cupressina Norway Spruce	<b>PAC</b>	Picea abies 'Cupressina'	5. gal. container	30' height, 8' spread	M	urban, boundry planting, windbreak, fast growth. Upright-columnar
	Pendula Norway Spruce	<b>PAP</b>	Picea abies 'Pendula'	5 gal. Container	4-15' Height, 4-15' spread	M	must stake to get weeping character, weeping or groundcover, cascade over a stone wall . Pyrimidal- irregular based on training
	Dwarf Alberta Spruce	<b>PGC</b>	Picea glauca 'Conica'	5 gal. container	10-13' height, 7-10' spread	M	light green, can be shrubby, accent, screen, container, easy to trim and style. Tight, conical
	Black Hills Spruce	<b>PGD</b>	Picea glauca 'Densata'	6' ht B&B	20-40' height, 10-15' spread	M	Slow growing, blue green color, hardy, accent, screen, windbreaker, . Dense-conical
	Colorado Spruce (White Spruce)	<b>PPC</b>	Picea glauca	10' ht B&B	82' height, 20' spread	M	Easy to grow and hardy, blue green needles, shelter belts, screens, hedges, accent.
	Blue Spruce	<b>PPG</b>	Picea pungens glauca		80' H, 35' W	M-H	Attracts insects and disease, slow growing. Pyramidal form with rigid tiered branches densely covered with stiff gray-blue needles. Use as an evergreen windbreak or tall screen, or as a specimen plant in large landscapes. 'Glauc' is a Latin word that indicates a grayish-blue color and has been given to the silvery-blue forms of the species.
	North Star Spruce	<b>PGNS</b>	Picea glauca North Star		12' H, 6' W	M-H	Selected for its resilience to harsh winter conditions, this sturdy, compact White Spruce produces a densely branched, classic pyramid that is covered with medium-green needles.




PICTURE	COMMON NAME	KEY	BOTANICAL NAME	SIZE	SIZE AT MATURITY	WATER NEEDS VL, L, M, H	NOTES/ GROWTH HABIT
						Very Low/Low	
						Low/ Low-Medium	
						Medium/Medium-High High	
	Colorado Baby Blue Spruce	<b>PPC</b>	Picea pungens, Baby Blue	6' ht B&B	20' height, 15' spread	M	Attracts insects and disease, slow growing, silvery blue green, open large landscapes, screens accents, smaller trees for terraces and gardens. Broad pyramidal
	Colorado Blue Spruce Fat Albert	<b>PPF</b>	Picea pungens 'Fat Albert'	8' ht B&B	40' height, 20' spread	M	Attracts insects and disease, rich blue needles, accent, living Xmas tree, fast growing, windbreak, sound barrier. Pyramidal
	Colorado Blue Spruce Glauca	<b>PPG</b>	Picea pungens glauca	10' ht B&B	40-60' height, 10-20' spread	M	Attracts insects and disease, Slow growing, bluest of blue spruce, tall screen, accent, separate tall buildings, windbreak. Pyramidal
	Hoopsii Colorado Blue Spruce	<b>PPH</b>	Picea pungens 'Hoopsii'	6' ht B&B	30-50' height, 15-20' spread	M	Attracts insects and disease, stunning icy blue, irregular, accent on estate size properties, bluest form, fast growth, tall screen. Dense, pyramidal
	Bakeri Spruce	<b>PPB</b>	Picea pungens Bakeri		25' H, 15' W	M-H	Attracts insects and disease, slow growing. Semi dwarf, silver-blue needles, accent tree, easy to grow. Drought, urban and salt tolerant, long lived, shelter for songbirds. Pyramidal.
	Weeping White Spruce	<b>PGP</b>	Picea glauca Pendula		25' H, 8' W	M-H	Attracts insects and disease. Dramatic Fall color, easy care, waterwise. Privacy screen. Pendulous branches covered with short, densely packed needles. Adds a graceful, weeping effect to the landscape. Makes a superb accent specimen, or plant in groups as a windbreak or screen. Evergreen.
	White Fir	<b>ACS</b>	Abies concolor		50' H, 75' W	M	Best grown in rich, medium moisture, slightly acidic, sandy/gravelly, well-drained soils in full sun to part shade. Best in full sun. Established trees tolerate some soil dryness, but best performance usually comes with moist soils. Trees generally grow poorly in heavy clay soils. This tree thrives in areas with long winters followed by cool summer climates, and it usually does not grow well in the heat

# Evergreen Shrubs




PICTURE	COMMON NAME	KEY	BOTANICAL NAME	SIZE	SIZE AT MATURITY	WATER NEEDS VL, L, M, H	NOTES/ GROWTH HABIT
						Very Low/Low	
						Low/ Low-Medium	
						Medium/Medium-High	
						High	
Evergreen Shrubs							
	Grove Dwarf Burning Bush	EAGC	Euonymus alatus Grove Compact		8-10' H, 8' W	M	It can be used as a screen, in a hedge, in a group, or it even looks good by itself. This plant will tolerate shade but the more sun that it gets, the more vibrant, red fall color that will be shown off.
	Turkestan Burning Bush	ENT	Euonymus nanus turkestanicus		5-6' H, 5-6' W	M	Fall fruit, Full sun, purple/blue colors, spreads above ground, xeriscape.
	Gnome Firethorn	PAG	Pyracantha angutiflora Gnome		4-6' H, 4-6' W	M	Fall orange berries. It is named "firethorn" for the many fierce thorns found on the rigid branches and at the ends of the leaf clusters. Firethorn grows best in full sun, but will tolerate some shade.
	Cheiftain Manzanita	ACG	Arctostaphylos x Coloradoensis Cheiftain		3-4' H, 8-10'W	VL-L	Xeric. Plant them around large pine trees, over retaining walls and as foundation plantings around homes and businesses.
	Wavyleaf Oak	QU	Quercus undulata		10-20' H, 10-15' W	L	Thick, leathery leaves are a dark blue-green above and dull-green and hairy underneath. The leaves are toothed with wavy margins. In a protected site it may be semi-evergreen, though is generally deciduous. A great shrub to screen a patio, to create garden rooms, or at the edge of taller trees
	Spanish Gold, Broom	CP	Cytisus purgans		2-4' H, 4-6' W	M	Xeric. Medium-sized shrub and naturally maintains a rounded shape, requiring very little pruning. Another benefit is its stems, which remain green all year long.
	Adam's Needle Yucca	YF	Yucca filamentosa		3-4' H, 2-3' W	VL-L	Xeric. Slow-growing broadleaf evergreen succulent often used in Southwest-themed landscapes. A yucca plant in the asparagus family, Adam's needle is a virtually stemless shrub with blade-like leaves that form a basal rosette.
	Banana Yucca	YB	Yucca baccata		3-4'H, 3-4'H	VL-L	Xeric. This yucca was named for its edible, banana-shaped fruit that was a historic food source for Native Americans. The plant grows slowly to three to five feet tall and wide with large, strap-like, dark-green foliage that is stiff, erect, sharply pointed, and arranged spirally at the base of its stem.
	Soaptree Yucca	YE	Yucca elata		6-20' Height, 2-3' Width	VL-L	Xeric.Tree-like yucca with fine, arching, gray-green to blue-green leaves with white margins. Plants resemble coarse bunchgrass.


PICTURE	COMMON NAME	KEY	BOTANICAL NAME	SIZE	SIZE AT MATURITY	WATER NEEDS VL, L, M, H	NOTES/ GROWTH HABIT
						Very Low/Low	
						Low/ Low-Medium	
						Medium/Medium-High	
						High	
	Soapweed or Plains Yucca	<b>YG</b>	Yucca glauca		2' Height, 2' Width	L-M	Wide clump of pale-green, dagger-like leaves subtends the 4 1/2 ft. flowering stalk of this yucca. The 20-30 in. long leaves are evergreen.




# Coniferous Shrubs













PICTURE	COMMON NAME	KEY	BOTANICAL NAME	SIZE	SIZE AT MATURITY	WATER NEEDS VL, L, M, H	NOTES/ GROWTH HABIT
						Very Low/Low	
						Low/ Low-Medium	
						Medium/Medium-High	
						High	
Coniferous Shrubs							
	Armstrong Juniper	JCA	Juniperus chinensis Armstrong		4-5' H, 8' W	M	A showy, semi-dwarf evergreen. Its foliage is attractive, light-green, and lacy. Excellent when sheared as a globular form.
	Blue Star Juniper	JSBS	Juniperus squamata Blue Star		3' H, 3-4' W	M	Attractive sparkling blue foliage on dense, spreading branches. Creates a colorful contrast to purple and green foliage plants.
	Compact Pfitzer Juniper, Pfitzer Juniper	JCP	Juniperus chinensis Pfitzeriana		3-4' H, 3-4' W Compact 6-8' H, 8-15' W Pfitzer	M	Shrubby, evergreen coniferous hybrid tree that grows to mature heights of 10 feet (3 m) tall with a broad flat crown that grows up to 18 ...
	Bar Harbor Juniper	JHB	Juniperus horizontalis "Bar Harbor"	5' o.c.	12-15" H, 3-5' W	M	Non flowering, full sun, low maintenance. Winter interest, drought resistant. Ground cover, foundations and slopes.
	Tammy Juniper	JST	Juniperus sabina tamariscifolia		3-4' H, 6-8' W	M	Densely branched, low-growing conifer that gracefully spreads to form mounds of soft, scale-like, rich green foliage.
	Dwarf Spruce Norway	PAP	Picea abies Pumila		3-4' H, 4-6' W	M	Globe-shaped evergreen shrub. Spreading habit useful as an informal hedge or landscape accent. Interesting blue-green needles cover dense branches.
	Dwarf Globe Blue Spruce	PPG	Picea pungens Globosa		3-5' H, 4-5' W	M	Globe-shaped evergreen shrub is dwarf, flat-topped and densely branched. The bright blue needles hold their color all year long.
	Tanyosho Pine	PDU	Pinus densiflora umbraculifera		12-15' H, 18' W	M	Slow-growing, multi-stemmed, shrubby, vase-shaped selection of Japanese red pine with long, dark-green needles; a heavy show of tiny seed cones; and a flattish parasol-like top.
	Dwarf Mugo Pine	PMP	Pinus mugo var pumilo		3-6' H, 4-8' W	M	Gets very large. A very useful, slow growing evergreen for rock gardens, mass plantings.
	Dwarf Globe Scotch	PSGN	Pinus sylvestris Glauca Nana		8' H, 5' W	L	Rounded evergreen shrub with rich blue-green needles on dense, horizontal branches, and attractive reddish bark.
	Dwarf Pinyon Pine	PE	Pinus edulis		3' H, 2-3' W	VL	Slow growing selection of native pinon pine forming tight mounds over time. Extremely drought-tolerant adapting well to harsh conditions.

PICTURE	COMMON NAME	KEY	BOTANICAL NAME	SIZE	SIZE AT MATURITY	WATER NEEDS VL, L, M, H	NOTES/ GROWTH HABIT
						Very Low/Low	
						Low/ Low-Medium	
						Medium/Medium-High	
						High	
	Dwarf Siberian Pine	<b>PSP</b>	Pinus sylvestris Pumila		10' H, 6' W	M	Shrubby, spreading, evergreen conifer with a more or less prostrate growth habit.

# Deciduous Shrubs



PICTURE	COMMON NAME	KEY	BOTANICAL NAME	SIZE	SIZE AT MATURITY	WATER NEEDS VL, L, M, H	NOTES/ GROWTH HABIT
						Very Low/Low	
						Low/ Low-Medium	
						Medium/Medium-High	
						High	
Deciduous Shrubs							
	Dwarf Russian Almond	PT	Prunus tenella		5-6' H, 3-5' W	L-M	Blooms early Spring, attracts bees. Can be aggressively suckering and would be useful for bank stabilization where there is irrigation. This is an excellent ornamental shrub for cold climates. Full sun.
	Pink Flowering Almond	PG	Prunus glandulosa		5-6' H, 3-5' W	M	Blooms early Spring, attracts bees and butterflies. Shrub or small tree with a rounded crown that bears light pink (or occasionally white) double flowers in early spring, just before leaves appear.
	Apache Plume	FP	Fallugia paradoxa		3-5' H, 3-5' W	VL-L	Blooms early Spring, attracts bees and butterflies. Showiest native western shrubs. Beginning in late spring and continuing through summer the plant blooms with single white flowers that set fluffy pink seed heads. Drought resistant/drought tolerant plant (xeric).
	Julia Jane Boxwood	BMJJ	Buxus microphylla koreana Julia Jane		2-3' H, 3-4' W	M	Can be toxic to pets and small animals.
	Green Mountain Boxwood	BGM	Buxus Green Mountain		5' H, 3' W	M	Can be toxic to pets and small animals.
	Vardar Valley Boxwood	BSVV	Buxus sempervirens Vardar Valley		2-3' H ,4-5' W	M	Can be toxic to pets and small animals.
	Winter Gem Boxwood	BMKW	Buxus microphylla koreana Winter		2-3' H, 2-3' W	M	Can be toxic to pets and small animals.
	Black Knight Butterfly Bush	BDB	Buddleja davidii 'Black Knight'	5 gal. /4'o.c.	6-8' height, 4-6' spread	M	Long, slender spikes of orange acentered, showy violet-purple flowers, sprawling, accent, borders, containers. Irregular, rounded, vase shaped
	Petite Butterfly Bush (Dwarf)	BDN	Buddleja davidii nanhoensis	5 gal. /5'o.c.	5'ht x 5' wd	M	Slender branches, narrow leaves and flowers, lilac blue flowers, hardy, fragrant, accent, gardens. Compact
	Beauty Bush	KA	Kolkwitzia amabilis		6-10' H, 6-10' W	L-M	Blooms early Spring, Full sun. Member of the honeysuckle family. It is primarily grown for its outstanding spring flowers. It is a deciduous shrub that typically grows 6-10' tall with an arching, vase-shaped habit. Bell-shaped, pink flowers with yellow throats appear in clusters.













PICTURE	COMMON NAME	KEY	BOTANICAL NAME	SIZE	SIZE AT MATURITY	WATER NEEDS VL, L, M, H	NOTES/ GROWTH HABIT
						Very Low/Low	
						Low/ Low-Medium	
						Medium/Medium-High	
	Emerald Carousel Barberry	<b>BEC</b>	Berberis x Emerald Carousel		4-5' H, 4-5' W	M	Blooms late Spring. Multi-stemmed, rounded; stems have sharp thorns. Leaves deep green in summer to red and reddish purple in fall. Small yellow flowers followed by red fruit which may persist after leaf drop.
	Crimson Pygmy Japanese Barberry	<b>BTC</b>	Berberis thunbergii 'Crimson Pygmy'	5 gal. /3'o.c.	2'ht x 3' wd	M	small, crimson colored, full sun, mass plantings, hedge, border flowers, mounding, dense, spiny. Rounded
	Bitterbrush, Antelope	<b>PT</b>	Purshia tridentata		6' H, 6' W	VL-L	Blooms late Spring. Bitterbrush is well adapted to desert life: with water-loss resistant leaves and long taproots, a bitterbrush plant may be decades old. Some have been discovered to be well over a century old.
	Scotch Broom	<b>CS</b>	Cytisus scoparius		3-4' H, 3-4' W	L-M	Blooms in Spring. Can be invasive.
	Fine Line Buckthorn	<b>RFRW</b>	Rhamnus frangula Ron Williams		7-9' H, 3-4' W	L	No blooms. Lacy fern-like foliage combined with a narrow columnar habit make this a fantastic plant for adding texture and shape to the garden. Foliage turns yellow in fall. Great as a narrow hedge.
	Glossy Buckthorn	<b>RF</b>	Rhamnus frangula		8-12' H, 3-4' W	L-M	Long bloom time, requires some shade.
	Smith's Buckthorn	<b>RS</b>	Rhamnus smithii		6-10' H, 10-14' W	L	Blooms in early Summer. Sturdy, thornless branches and dark green foliage. Birds are attracted to the black fruit during the summer.
	Silver Buffaloeberry	<b>SA</b>	Shepherdia argentea		8-12' H, 8-12' W	VL-M	Blooms in Spring. Rugged shrub that can handle a wide variety of growing conditions. The fruits are edible and studies suggest that they may deserve the label of "superfruit".
	Dwarf Burning Bush	<b>EAC</b>	Euonymus alatus Compactus		5-6' H, 5-6' W	M	Bright red Fall color. These shrubs are for larger properties or commercial applications, not small subdivision backyards or front porch entrances.
	Western Sand Cherry	<b>PB</b>	Prunus besseyi		5-6' H, 5-6' W	VL	Blooms in early Spring, attracts bees and butterflies. High maintenance due to cloning.
	Nanking Cherry	<b>PT</b>	Prunus tomentosa		8-10' H, 10' W	L	Blooms early Spring, attracts bees and butterflies.

PICTURE	COMMON NAME	KEY	BOTANICAL NAME	SIZE	SIZE AT MATURITY	WATER NEEDS VL, L, M, H	NOTES/ GROWTH HABIT
						Very Low/Low	
						Low/ Low-Medium	
						Medium/Medium-High	
						High	
	Purple Chokecherry	<b>AP</b>	Aronia x prunifolia		6-12' H, 4-8' W	M	Blooms in mid Spring, attracts bees. Branching shrub forming clumps by means of stems forming from the roots. Flowers are white or pink, producing purple fruits.
	Brilliant Red Chokeberry	<b>AA</b>	Aronia arbutifolius 'Brilliantissima'	5 gal. /5'o.c.	6-8' height, 3-4' spread	M	red fall color, white spring flowers, bright red summer fruit, thick colony, upright branches, shrub borders. Colonial growth
	Black Chokeberry	<b>AME</b>	Aronia melanocarpa elata	5 gal. /4'o.c.	5' height, 4' spread	L-M	white spring flowers, blackish-purple fruit, wine red fall color, dense, suckering. Open, upright, rounded
	Cliffrose	<b>CMPM</b>	Cowania mexicana, Purshia mexicana		6' H, 4' W	L	Blooms late Spring early Fall. Perennial flowering small tree in the rose family known by the common name Mexican Cliffrose.
	Indian Currant Coralberry	<b>SO</b>	Symphoricarpos orbiculatus		5' H, 4-8' W	M	Blooms late Spring early Summer, attracts bees and butterflies.
	Peking Cotoneaster	<b>CA</b>	Cotoneaster acutifolius	5 gal. /5'o.c.	10' ht x 10' wd	M	white/pink blooms, showy flowers, black fruit, orange and red Fall, hedge, screen, borders, low maintenance. Upright
	Cranberry Cotoneaster	<b>CAC</b>	Cotoneaster apiculatus	5 gal. /5'o.c.	3' ht x 6' wd	M	small spring pink flowers, reddish-orange berries, maroon Fall color, foundation plant, can cover large areas. Broad mound
	Spreading Cotoneaster	<b>CD</b>	Cotoneaster divaricatus	5 gal. /5'o.c.	5-6' height, 6-8' width	M	white-pink spring flowers, dark red berry-fruit, red fall color, wide, spreading, arching, hedge, border, foundation. Upright, rounded
	Coral Beauty Cotoneaster (Bear Berry)	<b>CDC</b>	Cotoneaster dammeri 'Coral Beauty'	5 gal. /4'o.c.	1' ht, 4-6' spread	M	pinkish spring flowers, red-orange fruit and bronze-red fall color, wide, spreading, hedge, ground cover, erosion control, foundation, over walls. Broad mound
	Rock Cotoneaster	<b>CH</b>	Cotoneaster horizontalis		3' H, 3-6' W	M	Blooms in Spring, do not over shear.
	Szechuan Fire Cotoneaster	<b>GI</b>	Cotoneaster ignavus		6-8' H, 4-6' W	M	Blooms in Spring, do not over shear. Extremely hardy.

PICTURE	COMMON NAME	KEY	BOTANICAL NAME	SIZE	SIZE AT MATURITY	WATER NEEDS VL, L, M, H	NOTES/ GROWTH HABIT
						Very Low/Low	
						Low/ Low-Medium	
						Medium/Medium-High High	
	Creambush/ Oceanspray	<b>HD</b>	Holodiscus discolor		10-15' H, 10- 15' W	L-M	Blooms in early Summer. Discolor means two-colored; the leaves are green on the upper surface, paler beneath. It is also known as Creambush, Oceanspray, Ironwood.
	Alpine Currant	<b>RA</b>	Ribes alpinum		4-5' H, 4' W	L	Blooms in Spring, attracts bees and butterflies.
	Squaw Wax Currant	<b>RC</b>	Ribes cereum		3-4' H, 2-3' W	L-M	Blooms late Spring, drought tolerant.
	Crandall Clove Currant	<b>RO</b>	Ribes odortum		3' H, 2-3' W	L-M	Blooms in Spring
	Golden Currant	<b>RA</b>	Ribes aureum		3-6' H, 6' W	M	Blooms in early Summer.
	Summer Ice Daphne	<b>DCSI</b>	Daphne x caucasica Summer Ice		4-5' H, 3-4' W	L	Blooms in early Spring, requires shade to thrive.
	Carol Mackie Daphne	<b>DCM</b>	Daphne x burkwoodi 'Carol Mackie'	2 gal. /3'o.c.	3" x \$'	M	variegated, fragrant clusters of pale pink flowers, silver green leaves, red fruit in Fall, smaller gardens densely branched, . Rounded, mounding
	Variegated Dogwood	<b>CAA</b>	Cornus alba 'Argenteomargin ata'	5 gal. /5'o.c.	10' ht x 10' wd	M	variegated, tiny white flowers, off-white berries, hedge, rain garden, accent groups. Tightly rounded
	Ivory Halo Dogwood	<b>CAI</b>	Cornus alba 'Bailhalo'	5 gal. /5'o.c.	6' ht, 6' wd	M	variegated, bright red winter twig color, shrub borders, hedge. Compact, rounded
	Bailey Red Twig Dogwood	<b>CSB</b>	Cornus sericea 'Baileyi'	5 gal. /8'o.c.	10'H x 10'W	M-H	bright red stems, white spring flowers, pearly white fruits, hedge, borders. Upright, rounded, spreading
	Cardinal Dogwood	<b>CSC</b>	Cornus seicea Cardinal		8-10' H, 6' W	M	Blooms in Spring, best in shade or part shade.












PICTURE	COMMON NAME	KEY	BOTANICAL NAME	SIZE	SIZE AT MATURITY	WATER NEEDS VL, L, M, H	NOTES/ GROWTH HABIT
						Very Low/Low	
						Low/ Low-Medium	
						Medium/Medium-High	
						High	
	Yellow Twig Dogwood	<b>CSF</b>	Cornus stolonifera 'Flaviramea'	5 gal. /7'o.c.	6' x 6'	M-H	bright yellow stems, white flowers, white berries, yellow Fall, loose, erosion protector, property line screen. Rounded, spreading
	Isanti Dogwood	<b>CSI</b>	Cornus stolonifera 'Isanti'	5 gal. /5'o.c.	4-5' height, 4-7' spread	M-H	Multi stemmed, deep red stems with dark green leaves, bright red in winter , white flowers. Rounded, spreading
	Kelsey Dogwood	<b>CSK</b>	Cornus stolonifera 'Kelseyi'	5 gal. /3'o.c.	2-3' x 2-3'	M-H	Reddish-brown stems, white flowers, white fruits , mass plantings, border and erosion control. Compact, rounded
	Manhattan Euonymus, Spreading	<b>EKM</b>	Euonymus kiautschovicus Manhattan		6-8' H, 3-4' W	M	A spectacular mounded garden shrub featuring dark green evergreen leaves, and a large spreading habit; pinkish fruit is showy in fall; an excellent accent for a wide variety of landscape applications
	Canadale Gold Euonymus, Wintercreeper	<b>EFCG</b>	Euonymus fortunei Canadale Gold		2-3' H, 2-3' W	M	A vigorous sprawling vine or mounded shrub featuring stunning gold variegated evergreen leaves all season long; a superb color accent for almost any garden or screening application
	Emerald Gaiety Euonymus	<b>EFEG</b>	Euonymus fortunei Emerald Gaiety		2-4' H, 2-4' W	M	Will climb if next to structure. A supremely attractive vine or mounded shrub featuring pronounced white-variegated evergreen leaves; a feature color accent for almost any screening application, great in masses, will actually climb structures or can be grown as a shrub
	Gold Splash Euonymus	<b>EFR</b>	Euonymus Fortunei Roemertwo		2-3' H, 2-3' W	M	A vigorous and hardy vine or spreading shrub featuring eye-catching gold variegated evergreen leaves, showy yellow fruit and orange seeds; a versatile and adaptable color accent for almost any garden application, most dramatic foliage occurs in full sun
	Fernbush	<b>CM</b>	Chamaebatiaria millifolium		4-6' H, 4-6' W	VL-L	Blooms in Summer, attracts bees and butterflies.
	Kumson Forsythia	<b>FVK</b>	Forsythia viridissima koreana		4-6' H, 3-5' W	M	Blooms in Spring, do not over shear.
	Arnold Dwarf Forsythia	<b>FAD</b>	Forsythia x Arnold Dwarf		3' H, 4-6' W	M	Blooms in Spring, do not over shear.



PICTURE	COMMON NAME	KEY	BOTANICAL NAME	SIZE	SIZE AT MATURITY	WATER NEEDS VL, L, M, H	NOTES/ GROWTH HABIT
						Very Low/Low	
						Low/ Low-Medium	
						Medium/Medium-High High	
	Northern Gold Forsythia	<b>FNG</b>	Forsythia x Northern Gold		6-8' H, 5-7' W	M	Blooms in the Spring, do not over shear.
	Fremont's Desert Holly	<b>MF</b>	Mahonia fremontii		6-10'H, 6-8' W	VL-L	Fragrant yellow flowers, blue evergreen foliage and abundant crops of bright red berries for the songbirds. Drought resistant/drought tolerant plant (xeric)
	Oregon Grape Holly	<b>MA</b>	Mahonia aquifolium		3-6'H, 4-5'W	L-VL(Greeley Plant List)	Blooms early Spring attracts pollinators. Summer foliage starts out burgundy maturing to blue green. Site in an area protected against wind and winter sun.
	Compact Oregon Grape Holly	<b>MAC</b>	Mahonia aquifolium Compacta		3'H,3'W	M	An excellent, durable, low maintenance shrub for mass plantings or borders. New growth has bronze-red coloring and matures to a glossy, deep green. When cool weather arrives, foliage develops a handsome purple-red coloration that adds interest to the winter landscape.
	Dwarf Clavey's Honeysuckle	<b>LXCD</b>	Lonicera x xylosteodes Clavey's Dwarf		5' H, 5' W	L	Blooms in Spring, attracts bees and butterflies.
	Bluestem	<b>EE</b>	Ephedra equisetina		3-4' H, 5-6' W	VL-L	No blooms, requires space because of cloning.
	Leadplant	<b>AC</b>	Amorpha canescens		4' H, 4-5' W	VL-L	Blooms in late Summer, attracts bees, drought tolerant.
	Dwarf Leadplant	<b>AN</b>	Amorpha nana		4' H, 2-4' W	VL-L	Blooms in late Summer, attracts bees, drought tolerant.
	Single Blooming Lilac	<b>SH</b>	Syringa x hyacinthiflora		10-12' H, 10-12' W	L	Blooms in late Spring, attracts bees and butterflies. Select mature size for landscaped areas, do not over shear. Disease resistant.
	Dwarf Korean Lilac	<b>SM</b>	Syringa meyeri		3-5' H, 5-7' W	L-M	Blooms in late Spring, attracts bees and butterflies. Select mature size for landscaped areas, do not over shear.



PICTURE	COMMON NAME	KEY	BOTANICAL NAME	SIZE	SIZE AT MATURITY	WATER NEEDS VL, L, M, H	NOTES/ GROWTH HABIT
						Very Low/Low	
						Low/ Low-Medium	
						Medium/Medium-High	
						High	
	Miss Kim Lilac	<b>SPMK</b>	Syringa patula Miss Kim		6-8' H, 5-6' W	L-M	Blooms in late Spring, attracts bees and butterflies. Select mature size for landscaped areas, do not over shear.
	Common Lilac	<b>SV</b>	Syringa vulgaris		10-15' H, 8-12' W	L-M	Blooms in late Spring, attracts bees and butterflies. Select mature size for landscaped areas, do not over shear. Drought tolerant.
	Chinese Lilac	<b>SC</b>	Syringa x chinensis		10-12' H, 10-12' W	L-M	Blooms in late Spring, attracts bees and butterflies. Select mature size for landscaped areas, do not over shear.
	Canadian Single Blooming Lilac	<b>SP</b>	Syringa x prestoniae		8-12' H, 6-10' W	L-M	Blooms in late Spring, attracts bees and butterflies. Select mature size for landscaped areas, do not over shear.
	Littleleaf Lilac	<b>SM</b>	Syringa microphylla		6-9' H, 8-12' W	M	Blooms in late Spring, attracts bees and butterflies. Select mature size for landscaped areas, do not over shear.
	Hairy Mountain Mahogany	<b>CB</b>	Cercocarpus breviflorus		8-12' H, 8-12' W	VL	No blooms, drought tolerant.
	Curl Leaf Mountain Mahogany	<b>CL</b>	Cercocarpus ledifolius		10-15' H, 8-12' W	VL-L	No blooms, drought tolerant.
	Little Leaf Mountain Mahogany	<b>CI</b>	Cercocarpus intricatus		3-5' H, 3-5' W	VL-L	No blooms, drought tolerant.
	True Mountain Mahogany	<b>CM</b>	Cercocarpus montanus		4-8' H, 4-6' W	L-VL (Greeley Plant List)	No blooms.
	Compact Amur Maple	<b>AGBC</b>	Acer ginnala Bailey Compact		10-15' H, 12' W	L-M	No blooms, spacing required because of rapid growth.
	Golden Mockorange	<b>PCA</b>	Philadelphus coronarius Aureus		6-10' H, 3-6' W	M	Blooms in late Spring, attracts bees and butterflies.








PICTURE	COMMON NAME	KEY	BOTANICAL NAME	SIZE	SIZE AT MATURITY	WATER NEEDS VL, L, M, H	NOTES/ GROWTH HABIT
						Very Low/Low	
						Low/ Low-Medium	
						Medium/Medium-High High	
	Lewis Mockorange	<b>PL</b>	Philadelphus lewisii		6-8' H, 6-8' W	L	Blooms in late Spring, attracts bees and butterflies.
	Littleleaf Mockorange	<b>PM</b>	Philadelphus microphyllus		3-4' H, 3-5' W	M	Blooms in late Spring, attracts bees and butterflies.
	Snowflake Mockorange	<b>PV</b>	Philadelphus x virginalis		6-8' H, 6' W	M	Blooms in late Spring, attracts bees and butterflies.
	Mountain Ninebark	<b>PM</b>	Physocarpus monogynus		3-4' H, 3-4' W	M	Blooms in late Spring, attracts bees and butterflies.
	Dwarf Ninebark	<b>PO</b>	Physocarpus opulifolius		4-6' H, 5' W	M	Blooms in late Spring, attracts bees and butterflies.
	Siberian Peashrub	<b>CA</b>	Caragana arborescens		12-15' H, 8' W	L	Blooms in Spring, drought tolerant.
	Globe Peashrub	<b>CF</b>	Caragana frutex		3' H, 3' W	L	Blooms in Spring, drought tolerant.
	Pygmy Peashrub	<b>CP</b>	Caragana pygmaea		3' H, 4-5' W	L	Blooms in Spring, drought tolerant.
	Double Flowering Plum	<b>PT</b>	Prunus triloba		8-10' H, 8' W	L-M	Blooms in early Spring, attracts bees.
	Purple Leaf Plum	<b>PC</b>	Prunus x citena		6-8' H, 6' W	M	Blooms in early Spring, attracts bees
	Abbotswood Potentilla	<b>PFA</b>	Potentilla fruticosa "Abbotswood"		3' H, 3-5' W	L-M	Long bloom time (May-August), attracts bees, drought tolerant, Xeric, do not over shear.

PICTURE	COMMON NAME	KEY	BOTANICAL NAME	SIZE	SIZE AT MATURITY	WATER NEEDS VL, L, M, H	NOTES/ GROWTH HABIT
						Very Low/Low	
						Low/ Low-Medium	
						Medium/Medium-High High	
	New Mexico Privet	<b>FN</b>	Forestiera neomexicana		8-12' H, 8-12' W	L	Blooms in early Spring, attracts bees
	Common Privet	<b>LV</b>	Ligustrum vulgare "Lodense"		3-10' H, 4-8' W	L-M	Blooms in early Summer, attracts pollinators, do not shear.
	Golden Vicary Privet	<b>LV</b>	Ligustrum x vicaryi		4-6' H, 4-5' W	L-M	Blooms in early Summer, attracts pollinators, do not shear.
	Quince Species	<b>CS</b>	Chaenomeles speciosa		3-10' H, 3-6' W	M	Blooms in Spring, susceptible to Japanese beetle, leave form to natural vase shaped plant, do not shear.
	Rabbitbrush (Rubber Rabbitbrush) Tall green, Tall blue, Dwarf blue.	<b>CN</b>	Chrysothamnus nauseosus (Ericameria nauseosa>	5 gal. /4'o.c.	7' ht x 7' wd	L-M VL (Greeley Plant List)	var, gray green color, yellow flowers, twigs are densely leafy strong ill scent, difficult areas, dry soil, mass groupings. Colonial spread
	Boulder, Delicious Raspberry	<b>RD</b>	Rubus delicious		3-5' H, 5' W	VL-L	Blooms in late Spring.
	Shrub and Climbing Roses	<b>RV</b>	Rosa x var.		5' H, 2-4' W	L-M	Blooms in late Spring to Summer. Attracts bees. Some varieties are Xeric, susceptible to Japanese beetle.
	Redleaf Rose	<b>RG</b>	Rosa glauca		6-8' H, 5-7' W	L	Blooms in late Spring . Attracts bees and butterflies. Susceptible to Japanese beetle.
	Rugosa Rose	<b>CS</b>	Chaenomeles speciosa		4-5' H, 4-5' W	M	Blooms in late Summer. Susceptible to Japanese beetle.
	Western Wild Rose	<b>RW</b>	Rosa woodsii		3-4' H, 4-5' W	L	Blooms in late Spring. Susceptible to Japanese beetle.
	Russian Sage	<b>RS</b>	Perovskia Atriplicifolia	5 gal/6'o.c.	2'-3' H, 2'-3' W	L	Herbaceous woody perennial or subshrub that's easy to grow and virtually maintenance free once established

PICTURE	COMMON NAME	KEY	BOTANICAL NAME	SIZE	SIZE AT MATURITY	WATER NEEDS VL, L, M, H	NOTES/ GROWTH HABIT
						Very Low/Low	
						Low/ Low-Medium	
						Medium/Medium-High High	
	Silver Sage Dwarf	<b>ACS</b>	Artemisia cana	5 gal. /3'o.c.	1-5' height,	L	long, slender, silver gray leaves, rounded, stiff upright branches, yellow summer flowers, wispy, massing groupings. Low rounded
	Tall Western Sage	<b>AT</b>	Artemisia tridentata		3-7' H, 4' W	L	No blooms, attracts bees, drought tolerant.
	Four Wing Saltbush	<b>AC</b>	Atriplex canescens		3-5' H, 3-4' W	VL-L	Long bloom time.
	Standing Ovation Serviceberry/ Regent	<b>AAOR</b>	Amelanchier alnifolia Obelisk/Regent		8-10' H, 4' W	VL	Blooms in early Spring.
	Utah Serviceberry	<b>AU</b>	Amelanchier utahensis		6-12' H, 6-8' W	M	Blooms in Spring, attracts bees and butterflies, drought tolerant.
	Shadblow Serviceberry	<b>AC</b>	Amelanchier canadensis	5 gal. /8'o.c.	25-30' height, 15-20' spread	M	White flowers in drooping clusters, purple blue berries, orange red Fall, gardens.
	Golden Spirit Smokebush	<b>CCGS</b>	Cotinus coggygia 'Golden Spirit'		7' H, 6' W	M	Blooms in Summer.
	Royal Purple Smokebush	<b>CCR</b>	Cotinus coggygia 'Royal Purple'	5 gal. /15'o.c.	10'15' height, 15-20' spread	M	Dark purple velvety leaves, beige flowers showy purple puffs follow, needs winter protect , hedge. Upright, spreading
	Snowberry	<b>SA</b>	Symphoricarpos albus		4-5' H, 3-5' W	M	Blooms in Spring.
	Mountain Snowberry	<b>SO</b>	Symphoricarpos oreophilus		4-5' H, 4-5' W	M	Blooms in Spring.
	Blue Mist Spirea Bluebeard	<b>CxC</b>	Caryopteris x clandonensis 'Blue Mist' incana	5 gal. /3'o.c.	3' hHx 3' W	L	bright blue flowers in summer, cut back before spring growth, showy, fragrant, borders, grouped, low hedge. Tightly rounded












PICTURE	COMMON NAME	KEY	BOTANICAL NAME	SIZE	SIZE AT MATURITY	WATER NEEDS VL, L, M, H	NOTES/ GROWTH HABIT
						Very Low/Low	
						Low/ Low-Medium	
						Medium/Medium-High	
						High	
	Dark Knight Spirea	<b>CC</b>	Caryopteris x clandonensis		3-4' H, 3-4' W	L	Blooms in late Summer, attracts bees and butterflies.
	Rock Spirea	<b>HD</b>	Holodiscus dumosus		3-6' H, 3-6' W	L	Blooms in Summer, attracts bees and butterflies.
	Gro Low Sumac	<b>RA</b>	Rhus aromatica		3' H, 4-8' W	VL	Blooms in Spring, drought tolerant, can overtake small planting areas.
	Smooth Sumac	<b>RG</b>	Rhus glabra		10' H, 8-10' W	L	Blooms in Spring, drought tolerant, can overtake small planting areas.
	Cutleaf Sumac	<b>RGL</b>	Rhus glabra Lacinata		5-7' H 8-10' W	L	Blooms in Summer, drought tolerant, can overtake small planting areas.
	Rocky Mountain Sumac	<b>RGC</b>	Rhus glabra cismontana		3-4'H, 5' W	L	Blooms in Summer, drought tolerant, can overtake small planting areas.
	Three Leaf Sumac	<b>RT</b>	Rhus trilobata	5" o.c.	5-6' H, 4-6' W	L	Tough, drought tolerant. 3 lobed leaves are dark green, small green yellow flowers in spring, fall color is bright red to orange. Sunny hot locations, prune out dead branches as needed. Sometimes called Skunkbush because of smell when branches are broken.
	Mini Man Viburnum	<b>VB</b>	Viburnum burejaeticum		4-6' H, 4-6' W	L-M	Blooms in Spring, attracts bees, requires part shade.
	Wayfaring Viburnum	<b>VL</b>	Viburnum lantana		10-15' H, 8-12' W	L-M	Blooms in Spring, attracts bees, requires part shade.
	Alleghany Viburnum	<b>VR</b>	Viburnum x rhitidophylloides		8-10' H, 8-10' W	L-M	Blooms in Spring, attracts bees and butterflies, requires part shade.
	Burkwood Viburnum	<b>VB</b>	Viburnum burkwoodii		8-10' H, 6-8' W	M	Blooms in Spring, attracts bees and butterflies, requires part shade.














PICTURE	COMMON NAME	KEY	BOTANICAL NAME	SIZE	SIZE AT MATURITY	WATER NEEDS VL, L, M, H	NOTES/ GROWTH HABIT
						Very Low/Low	
						Low/ Low-Medium	
						Medium/Medium-High	
						High	
	Judd Viburnum	<b>VJ</b>	Viburnum x juddi		6-8' H, 8-10' W	M	Blooms in Spring, attracts bees, requires part shade.
	Waxflower	<b>JA</b>	Jamesia americana		3-5' H, 4-6' W	L	Blooms in Spring, attracts bees and butterflies, drought tolerant.
	Blue Creek Willow	<b>SA</b>	Salix arenaria		4' H, 4-6' W	M	No blooms.
	Dwarf Arctic Willow	<b>SPN</b>	Salix purpurea nana		6-10' H, 6-10' W	M	No blooms, fast growing. Attractive hedge, prefers to be near water.
	Blue Stem Willow	<b>SI</b>	Salix irrorata		8-10' H, 16-18' W	M	No blooms, fast growing. Attractive hedge, prefers to be near water.
	Winterfat	<b>CI</b>	Ceratoides lanata		4' H, 2-4' W	L	Blooms in Summer, drought tolerant, best locations are large native fields and roadside naturalized areas.
	Adams Needle Yucca	<b>YF</b>	Yucca filamentosa		3-4' H, 2-3' W	VL-L	Blooms in Summer, attracts bees and butterflies, drought tolerant.
	Banana Yucca	<b>YB</b>	Yucca baccata		3-4' H, 3-4' WE	VL-L	Blooms in Summer, attracts bees and butterflies, drought tolerant.
	Red Yucca	<b>HP</b>	Hesperaloe parviflora		3-5' H, 3-4' W	VL-L	Blooms in Summer, attracts bees and butterflies, drought tolerant.

# Perennials
















PICTURE	COMMON NAME	KEY	BOTANICAL NAME	SIZE	SIZE AT MATURITY	WATER NEEDS VL, L, M, H	NOTES/ GROWTH HABIT
						Very Low/Low	
						Low/ Low-Medium	
						Medium/Medium-High	
						High	
Perennials							
	Honorine Jobert Anemone	AT	Anemone tomentosa 'Robustissima' Anemone x hybrida		3-4' H, 10"-12" W	M	Attracts bees and butterflies.
	Black Eyed Susan	RFG	Rudbeckia fulgida "Goldstrum"	18" o.c.	3' H, 2' W	M	Blooms in August and September. Before it blooms in early spring it grows in an attractive clump of dark leaves. Easy to grow, adds color, sun, needs to be cut back in late winter.
	Dwarf Yellow Daylily	HHR	Hemerocallis "Happy Returns"	24" o.c.	2' H	L	Large clump grass like green foilage with showy blooms. Early bloomer and reblooms during summer. Full sun, keep moist, easy care, pet and disease resistant. Borders, edging and for color accent.
	Cinderella Butterfly Weed	AI	Asclepias incarnata 'Cinderella '		3-5' H, 30"-36" W	L-M	Attracts bees and butterflies and hummingbirds.
	Crimson Star Columbine	ACS	Aquilegia 'Crimson Star'		24-30" H, 18-24" W	M	Attracts butterflies
	Garden Columbine	AV	Aquilegia vulgaris		28-36" H, 24-30" W	M	
	Charters Double Pink Hollyhock	ARDP	Alcea rosea 'Chater's Double Pink'		4-6' H, 2'W	L	Highly susceptiple to Japanese beetle.
	Charters Double Yellow Hollyhock	ARDY	Alcea rosea 'Chater's Double Yellow'		4-6' H, 2' W	L	Highly susceptiple to Japanese beetle.
	Hollyhock Varieties	AR	Alcea rosea		4-6' H, 1-2' W	M	Highly susceptiple to Japanese beetle.
	Deep Blue Lavender	LAH	Lavandula Angustifolia 'Hidcote'	1 gal/18"o.c.	12"-18 H	L	Darkly colored lavender-blue flower spikes in late spring. Compact and sweetly fragrant.
	Blue Fortune Hyssop	ABF	Agastache 'Blue Fortune'		2-3' H, 18-24" W	M	Attracts hummingbirds and bees, drought tolerant.

PICTURE	COMMON NAME	KEY	BOTANICAL NAME	SIZE	SIZE AT MATURITY	WATER NEEDS VL, L, M, H	NOTES/ GROWTH HABIT
						Very Low/Low	
						Low/ Low-Medium	
						Medium/Medium-High High	
	Double Bubblemint	<b>AC</b>	Agastache cana		2.5-3' H, 12-16" W	M	Attracts hummingbirds and bees, drought tolerant.
	Giant Hummingbirds Mint	<b>AP</b>	Agastache pallida		2.5-3' H, 16-20" W	M	Attracts hummingbirds and bees, drought tolerant.
	Sunset Hyssop	<b>ARS</b>	Agastache ruestris 'Sunset'		2.5-3' H, 16-18" W	M	Attracts hummingbirds and bees, drought tolerant.
	Coronation Gold Yarrow	<b>ACG</b>	Achillea 'Coronation Gold'		18-26" H, 20-24" W	L	Attracts bees and butterflies, Xeric.
	Mixed Pastels Yarrow	<b>ASP</b>	Achillea 'Summer Pastels'		18-26" H, 20-24" W	L	Attracts bees and butterflies, Xeric.
	Parrymans Agave	<b>AN</b>	Agave neomexicana		10" H, 10" W	VL-L	Xeric. Cold hardy species with thick succulent silver gray leaves. The attractive foliage is edged with dark burgundy spines.
	Snowdrop Windflower	<b>AS</b>	Anemone sylvestris		12-18" H, 12-18" W	M	Needs moist soil. Lightly fragrant, yellow-centered, white flowers are borne above the soft-textured blue-green foliage on this lovely shade tolerant forest native.
	Mountain Basket of Gold "Arunia"	<b>AM</b>	Alyssum montanum		6-8" H, 12-15" W	M	Drought tolerant. Establishes itself easily from flower seeds sown directly outdoors. It forms a low, trailing mound of silvery-gray leaves, and it produces a mass of bright-yellow flowers in mid to late spring
	Alpine Columbine	<b>AA</b>	Aquilegia alpina		12-24" H, 12-18" W	M	Attracts butterflies.
	Barneby's Columbine	<b>AB</b>	Aquilegia barnebyi		2' H, 1' W	M	Attracts butterflies.
	Songbird Dove Columbine	<b>AHSD</b>	Aquilegia x hybrida songbird dove		12-18" H, 10-14" W	M	Attracts butterflies.


PICTURE	COMMON NAME	KEY	BOTANICAL NAME	SIZE	SIZE AT MATURITY	WATER NEEDS VL, L, M, H	NOTES/ GROWTH HABIT
						Very Low/Low	
						Low/ Low-Medium	
						Medium/Medium-High High	
	Little Lanterns Columbine	<b>ACL</b>	Aquilegia canadensis little lanterns		10-12" H, 10-12" W	M	Attracts butterflies.
	McKanas Columbine	<b>AMH</b>	Aquilegia McKana Hybrids		12-18" H, 12-18" W	M	Attracts butterflies. Giant Columbine mix.
	Remembrance Columbine	<b>ALSV</b>	Aquilegia L Swan Violet and White		20-24" H, 15-18" W	M	Attracts butterflies.
	Rocky Mountain Columbine	<b>AC</b>	Aquilegia caerulea		18-24" H, 12-18" W	M	Attracts butterflies.
	Eared, Ear-leaved (Tickseed), Lobed Tickseed, Dwarf	<b>CAN</b>	Coreopsis auriculata nana		6" H, 10" W	L	Not drought tolerant, Fall rebloom, spreading.
	Tom Thumb Cotoneaster	<b>CATT</b>	Cotoneaster apiulatus tom thumb		1-2' H, 4" W	L	Xeric. Spreading dense mound, low maintenance groundcover.
	Coronado Hyssop	<b>AA</b>	Agastache aurantiaca		18-24" H, 12-15" W	M	Attracts hummingbirds and bees, drought tolerant. Orange, peach blossoms with fieryorange helmets, very aromatic. Blooms late Summer into Fall.
	Coronado Red Hyssop	<b>APCR</b>	Agastache Pstessene coronado red		15-18" H, 12-15" W	M	Attracts hummingbirds and bees, drought tolerant. Vertical habit and blooms beginning in mid-summer.
	Sonoran Sunset Hyssop	<b>ACS</b>	Agastache cana sinning		15-18" H, 12-15" W	M	Drought tolerant. Leaves are intensely fragrant and has large deep pink flowers on a compact plant. This is an excellent plant to attract hummingbirds and hawk moths to your yard.
	Blue Chip Juniper	<b>BCJ</b>	Juniperus Horizontalus 'Blue Chip'	5 gal/4'o.c.	3'H,6'-8"W	L	A durable, tough groundcover for edging driveways. Plant on slopes or along retaining walls for erosion control.
	Calgary Carpet Juniper	<b>JSCC</b>	Juniperus sabina calgary carpet		1-2' H, 6-8" W	M	Moderate moisture. Groundcover with a very low, spreading habit and attractive soft green foliage. Use on slopes for groundcover or erosion control,




















PICTURE	COMMON NAME	KEY	BOTANICAL NAME	SIZE	SIZE AT MATURITY	WATER NEEDS VL, L, M, H	NOTES/ GROWTH HABIT
						Very Low/Low	
						Low/ Low-Medium	
						Medium/Medium-High High	
	Ladys Mantle	<b>AM</b>	Alchemilla mollis		18-20" H, 18-24" W	M	Moderate moisture. Clumping, mounding perennial with large circular, scallop-edged leaves. It is often grouped in clusters as a ground cover for both sunny and shady areas.
	Panchito Mazanita	<b>ACP</b>	Arcostaphylos x Coloradoensis panchito		1-2' H, 3-5" W	L-VL	Xeric. Low growing and thrives in dry climates.
	Ornamental Onion	<b>AM</b>	Allium millennium		12-18" H, 12-18" W	M	Repels deer, blooms in Summer. Fast-growing ornamental alliums grow tall and have round flower heads composed of dozens of star-shaped flowers.
	Pawnee Buttes Sand Cherry	<b>PBPB</b>	Prunus besseyi pawnee buttes		12-18" H, 4-6" W	VL Greeley Plant List	Xeric. Low growing, groundcover shrub with a profusion of fragrant white flowers in early spring and showy mahogany-red foliage in the fall.
	Fringed Sage	<b>AF</b>	Artemisia frigida		6-18" H, 24-36" W	VL-L	Xeric, low-spreading, semi-evergreen shrub.
	Sea Spray Sage, Seafoam	<b>AV</b>	Artemisia versicolor		12-18" H, 18-24" W	L	Xeric. Curlicue silver foliage and low, mounding habit. Useful as a small scall groundcover, the plant is an excellent companion for other tall perennials.
	Silver Mound Sage	<b>ASSM</b>	Artemisia schmidtiana silver mound		10-12" H, 10-12" W	L	Xeric. Glistening Silver Foliage Bright silver lacy mounded foliage is great for edging.
	Magic Carpet Spirea	<b>SJMC</b>	Spiraea japonica magic carpet		18-24" H, 18-24" W	M	Attracts bees and butterflies. A neat, compact, mounded shrub with vibrant red new leaves. A neat, compact, mounded shrub with vibrant red new leaves. Clusters of small pink flowers contrast with bright gold mature foliage that turns rich russet red in fall. This extraordinary combination of colors will brighten and enhance any landscape.
	Mount Atlas Daisy Windflower	<b>APD</b>	Anayclus pyrethrum var. depressus		6-8" H, 8-10" W	M-L	Drought tolerant. Earlt Spring blooming underground.
	Woadwaxen Royal Gold	<b>GTRG</b>	Genista tinctoria royal gold		15-24" H, 2" W	L	Xeric, Attracts bees and butterflies. Multi-stemmed shrub with an upright spreading habit.

PICTURE	COMMON NAME	KEY	BOTANICAL NAME	SIZE	SIZE AT MATURITY	WATER NEEDS VL, L, M, H	NOTES/ GROWTH HABIT
						Very Low/Low	
						Low/ Low-Medium	
						Medium/Medium-High	
						High	
	Greek Yarrow	<b>AGB</b>	Achillea ageratifolia		4-6" H, 14-18" W	L	Xeric. Low growing perennial with attractive evergreen, silver foliage and a late spring display of bright white flowers on short stems.
	Moonshine Yarrow	<b>AM</b>	Achillea moonshine		18-24" H, 18-24" W	L	Attracts bees and butterflies. Xeric, silver gray foliage with yellow flat topped flowers.
	Serbian Yarrow	<b>AS</b>	Achillea serbica		12-18" H, 12-18" W	L	Xeric, rugged, slow-growing that form tight gray mats of evergreen leaves. White flowers.










# Ornamental Grasses
















PICTURE	COMMON NAME	KEY	BOTANICAL NAME	SIZE	SIZE AT MATURITY	WATER NEEDS VL, L, M, H	NOTES/ GROWTH HABIT
						Very Low/Low	
						Low/ Low-Medium	
						Medium/Medium-High	
						High	
Ornamental Grasses							
	Giant Sacaton	SW	Sporobolus wrightii	1 gal	8-10' H	L	<i>Sporobolus wrightii</i> "Windbreaker" (Lunas Form of Giant Sacaton Grass) is the largest of all our native grasses growing to enormous size at maturity. Blooming in mid-summer, the flower spikes vary in color from blonde to bronze. This ornamental grass is a drought resistant/drought tolerant perennial plant (xeric). Exclusive.
	Prairie Dropseed	SH	Sporobolus heterolepsis	1 gal	2-3' H	L	Easily grown in average, dry to medium, well-drained soils in full sun. Tolerates wide range of soils, including heavy clays. Prefers dry, rocky soils. Good drought tolerance. Slow-growing and slow to establish. May be grown from seed but does not freely self-seed in the garden. Showy, fragrant pink and brown tinted blooms, Winter interest.
	Mexican Feather Grass	ST	Stipa tenuissima	1 gal	1-2' H	L-M	Drought. Rabbit and deer resistant. Full sun, well drained soils.
	Silver Feather Grass	SB	Stipa barbata	1 gal	2-3' H	L	Drought and deer resistant. Grows slowly in a dense fountain-like clump. Full sun and well drained soils. Beds, borders, city gardens and nautralized meadows, can self sow. Cut back to keep more compact, pest and disease free.
	Feather Top	PV	Pennisetum villosum	1 gal	1-2' H	L	Drought tolerant. From July to September, Pennisetum villosum produces an abundance of feathery white, rabbit-tail flower spikes. It's one of the easiest grasses to grow, and quickly develops large clumps. Pennisetum villosum is perfect for growing in a large, mixed border and may even be grown in a container.
	Karley Rose Fountain Grass, Dwarf Fountain Grass	PA	Pennisetum alopecuroides "Hameln"	2 gal	3-3.5' H	L	Thrives in average, well-drained soils; avoid heavy, wet clay soils. Smoky rose-purple flower spikes that nearly glow when back lit by the sun, with a longer bloom season and greater cold tolerance than other varieties. Forms a tufted mound of deep green, arching foliage. A great landscape or container accent. Stunning in mass plantings.
	Tender Fountain Grass	PS	Pennisetum setaceum	1 gal	2-5' H	M	This perennial grass reaches a size of 5' tall and wide, and is grown for its feathery plume-like seed heads. The plant should receive sun with little or no summer watering. Heavy seed head production can make this grass very invasive. plumes before seeds mature to check their spread.
	Sideoats Grama	BC	Bouteloua curtipendula	1 gal	1-3' H	M	Drought tolerant. Warm-season grass with small oat-like seeds that dangle along one side of the stalk. Small bright purple and orange flowers are especially attractive when the grass blooms. Combine it effectively with other low-growing grasses and flowers in a meadow landscape in well-drained sand to loam soils.

PICTURE	COMMON NAME	KEY	BOTANICAL NAME	SIZE	SIZE AT MATURITY	WATER NEEDS VL, L, M, H	NOTES/ GROWTH HABIT
						Very Low/Low	
						Low/ Low-Medium	
						Medium/Medium-High	
						High	
	Little Bluestem Blaze	<b>SSB</b>	Schizachyrium scoparium blaze	1 gal	2-3' H	L	Drought tolerant. Xeric. 'Blaze' Little Bluestem Grass is grown for its exceptional fall color. A tall upright warm-season ornamental grass, Schizachyrium scoparium 'Blaze' mixes in nicely with flowering perennials and its grass blades turn deep red in the fall maturing to a pink winter color.
	Little Bluestem Prairie Blues	<b>SSPB</b>	Schizachyrium scoparium Prairie Blues	1 gal	2-3' H	L	Xeric, pollinator friendly, full sun. This western selection of Little Bluestem has gray-blue foliage and a strong, upright habit. This native prairie grass provides seeds for birds and is beneficial for many butterfly species. Drought resistant/drought tolerant plant (xeric).
	Little Bluestem Standing Ovation	<b>SSSO</b>	Schizachyrium scoparium standing ovation	1 gal	3-4' H	L	Attracts birds, winter interest, low maintenance, full sun. Blue foliage, reddish fall color and strong upright growth habit. Widely adaptable.
	Pine Muhly Grass	<b>MDHS</b>	Muhlenbergia dubia Heronswood strain	1 gal	3' H	L	Xeric. This fine-textured native grass grows as an asymmetric dome of thin, fine-textured flower spikes. Blooming in mid-summer, Pine Muhly is a medium sized ornamental grass with good cold hardiness and an exceptionally nice growth habit. This native plant is drought resistant/drought tolerant.
	Pink Flamingo Muhly Grass	<b>MPF</b>	Muhlenbergia pink flamingo	1 gal	4-5' H	L	Xeric. One of the most spectacular native grasses for its big size, thin evergreen leaves and bright pink flower plumes that cover the grass in late summer. A heat loving hybrid discovered in Texas. Drought resistant/drought tolerant plant.
	Prairie Sky Switch Grass	<b>PVPS</b>	Panicum virgatum prairie sky	1 gal	3-5' H	L	Dense growing ornamental grass. Long slender leaf blades form a sky-blue column. Wispy tan seed heads bloom in the late-summer to fall and last through winter. Best left throughout the winter and cut back to 4-6 inches in the spring. Tolerant of a wide range of soils.
	Shenandoah Switch Grass	<b>PV</b>	Panicum virgatum	1 gal	3-4' H	L	Drought resistant, Fall color. Easy to grow and adapts to most soil types; prefers semi-moist to wet soils. Water deeply, regularly during the first growing season to establish an extensive root system. Tolerates mild drought, once established. Cut old foliage back and apply a general purpose fertilizer just before new shoots appear in late winter to early spring.
	Big Bluestem	<b>AG</b>	Andropogon gerardii	1 gal	4-8' H	L/M	Drought tolerant. Easy to maintain, Big Bluestem is a top choice for naturalistic plantings, but it does self seed readily and may not be the best grass for small or highly manicured spaces. Plant it in groups as a border or screen, or individually as a tall accent plant.
	Blue Lyme Grass	<b>EA</b>	Elymus arenarius	1 gal	2' H	L	Grows easily in a wide range of soils; less vigorous in dry, clay soils. Water regularly in first growing season to establish an extensive root system. Once established, reduce frequency; tolerates periodic dry spells. Space 2 to 3 ft. apart as groundcover; closer for faster coverage. May be cut back in late spring to rejuvenate foliage.











PICTURE	COMMON NAME	KEY	BOTANICAL NAME	SIZE	SIZE AT MATURITY	WATER NEEDS VL, L, M, H	NOTES/ GROWTH HABIT
						Very Low/Low	
						Low/ Low-Medium	
						Medium/Medium-High	
						High	
	Blue Oatgrass	<b>HS</b>	Helictotrichon sempervirens	1 gal	2' H	L	Grows easily in average, well-drained soils. Water deeply, regularly during the first growing season to establish an extensive root system. Once established, water regularly, but allow to dry out slightly between intervals for best foliage color. Drought tolerant in cool climates. Prune away old, faded foliage before new growth emerges in spring.
	Feather Reed Grass	<b>CA</b>	Calamagrostis acutiflora	1 gal	2-3' H	L	Drought tolerant, good Fall, attracts birds. Easily grown in average, medium to wet soils in full sun. Blooms well in light shade, and actually appreciates some part afternoon shade in hot summer climates.
	Karl Forester Grass	<b>KA</b>	Calamagrostis acutiflora "Karl Forester"	24" o.c.	5' H	L	Upright habit, showy flowers-seed heads for fall and winter. Attracts birds, long bloom time, low maintenance, dried flowers. Full sun
	Frost or Graybeard Grass	<b>SS</b>	Spodiopogon spp., sibiricus	1 gal	3-5' H	L	Good Fall/ Winter interest. Frost grass grows best in moist, well-drained, fertile soil in full sun or light shade. It does poorly in hot, dry sites. It will flop if it does not receive enough light.
	Indian Grass	<b>SN</b>	Sorghastrum nutans	1 gal	6' H	L	Easily grown in average, dry to medium, well-drained soils in full sun. Tolerant of a wide range of soils including heavy clays. Does well in poor, dry, infertile soils. Tends to open up and/or flop in moist, rich soils however. May naturalize by self-seeding in optimum growing conditions. Cut back to the ground in late winter to early spring just before the new growth appears.
	Indian Ricegrass	<b>OH</b>	Oryzopsis hymenoides	1 gal	1-3' H	L	Drought tolerant. Perennial bunchgrass. The sage-green, wiry foliage and ivory-colored seedheads give the grass an overall light, airy appearance. Foliage turns tan when dormant. This beautiful grass often dominates sand dunes. It is a highly palatable species for many animals including livestock.
	Inland Sea Oats (Wild Oats, River Oats, Flathead Oats)	<b>CL</b>	Chasmanthium latifolium	1 gal	2-4' H	M	Medium to wet, well-drained soil in full sun to part shade. Tolerant of poor soils, but prefers moist, fertile soils. One of the more shade tolerant of the ornamental grasses. Self-seeds and may spread aggressively. Leaving foliage in place over winter adds interest to the landscape and helps protect crowns from the cold. Cut back to the ground in early spring.
	Japanese Silver Grass, Small	<b>MO</b>	Miscanthus oligostachys	1 gal	3-4' H	L	Grown in average, medium moisture, well-drained soil in full sun to part shade. Tolerant of a wide range of soils from well-drained sandy soils to the heavy clays present in much of the St. Louis area. Prefers moist soils. Best in full sun. Less vigorous with decreased flowering and tendency to flop in too much shade. Pink, silver showy blooms, August-February.
	Morning Lights Fountain Grass	<b>MLF</b>	Miscanthos sinensis "Morning Lights"	2 gal	4'-6' H	L	Warm-season grasses won't start growing until mid to late spring or even early summer. Their major growth and flowering happens when the weather is hot. They will usually turn shades of brown for the winter.

PICTURE	COMMON NAME	KEY	BOTANICAL NAME	SIZE	SIZE AT MATURITY	WATER NEEDS VL, L, M, H	NOTES/ GROWTH HABIT
						Very Low/Low	
						Low/ Low-Medium	
						Medium/Medium-High	
						High	
	Maiden Grass	<b>MSG</b>	Miscanthos sinensis "Gracillimus"	30" o.c.	6-8' H	L	Clumping ornamental grass, fine textured, silver green blades, bronze colored after first frost. Adds texture to borders and perennial beds. Full sun, Easy care, Fall color, waterwise.
	Moor Grass, Purple Moor Grass	<b>MC</b>	Molina caerulea	1 gal	6-7' H	L	Grown in average, medium to wet, well-drained soil in full sun. Prefers acidic soils with consistent moisture. Tolerates light shade, particularly in the South, but is generally less vigorous with decreased flowering in too much shade. Decreased flowering may also occur in hot summer climates. Showy purple blooms.
	Prairie Cordgrass	<b>SP</b>	Spartina pectinata	1 gal	6-8' H	M	Deer resistant. Perennial sod-forming grass with flowering stalks up to 7 feet tall. Rootstocks are stout, widely creeping, scaly rhizomes that typically grow into dense, tangled sod. Grows in dense stands in low, damp soils. It's often called ripgut because of the tiny sharp saw teeth on the leaf edges.
	Prairie Junegrass	<b>KC/KGM</b>	Koeleria cristat, K gracillis, K. macrantha	1 gal	6"-2' H	L	Drought tolerant. Cool-season grass, dormant in late summer. On the Pacific coast there is a rather large, loosely tufted form with a more open seed head.
	Rattlesnake or Quaking Grass	<b>BM</b>	Briza media	1 gal	2-3' H	L	Drought tolerant when established. Adds height and structure to garden, borders, naturalized areas and prairie plantings. Spring brings dangling spikelets (like puffed oats) green to purple to tan, which quake and rattle in the breeze. Durable and long lived., Full sun and grows in dense clumps 2-3' tall.
	Sand Lovegrass	<b>ET</b>	Eragrotis trichodes	1 gal	2-5' H	L	Preferred habitat is sandy soil; in its native range is found in prairies, open woods, rocky slopes and roadsides. Stems are unbranched, hairless, erect to ascending, multiple from the base. Plants are clump forming.
	Tufted Hairgrass	<b>DC</b>	Deschampsia caespitosa	1 gal	1-3'H	M	Highly ornamental, Tufted Hairgrass has fine hair-like flowers rising 2 - 3 feet above neatly rounded, dense tussocks. The grass emerges green and turns Gold late in the season, keeping good color and form for winter interest.
	Western Wheatgrass	<b>AS/PS</b>	Agropyron smithii, Pascopyrum smithii	1 gal	1-3' H	L	Drought tolerant. An erect, rather coarse grass, 1 to 2 ½ feet tall, with numerous rhizomes. Its growth starts when daytime temperatures are 54+ degrees F. It is dormant in the summer, and begins growth again in the fall if soil moisture is adequate. Western wheatgrass reproduces from seeds and rhizomes.
	Pubescent Wheatgrass	<b>TI</b>	Thinopyrum intermedium spp barbalatum		20-48" H	L	Loam to clay loam. Pubescent wheatgrass is more drought tolerant and winter hardy than intermediate wheatgrass. It also spreads more by rhizomes. Pubescent has the ability to remain green during the summer months if provided adequate moisture, making it useful as both a hay and pasture crop.
	Streambank Wheatgrass	<b>EL</b>	Elymus lanceolatus		12-36" H	L	Loam to clay loam. Streambank wheatgrass is native to the northwestern United States and adjacent Canada. Despite its name, it is not restricted to riparian sites, but has good drought tolerance. It is especially suitable for use in soil and water conservation work. Its dense, low-growing sod is








PICTURE	COMMON NAME	KEY	BOTANICAL NAME	SIZE	SIZE AT MATURITY	WATER NEEDS VL, L, M, H	NOTES/ GROWTH HABIT
						Very Low/Low	
						Low/ Low-Medium	
						Medium/Medium-High	
						High	
	Slender Wheatgrass	<b>ET</b>	Elymus trachycaulus		24-30" H	L	Loam to clay loam. Slender wheatgrass (Elymus trachycaulus) is a tufted bunchgrass ranging in height from 2 to 2-1/2 feet. It is a relatively short-lived (3 to 4 years) cool season perennial species native to the mountain and intermountain areas of the western United States and the northern Great Plains.
	Yellow Foxtail Lily	<b>ES</b>	Eremurus stenophyllus	1 gal	6-8' H	M	Eremurus stenophyllus (Foxtail Lily or Desert Candle) blooms in early summer with tall spikes of bright yellow flowers. Foxtail Lilies' dramatic blooms make long lasting cut flowers for striking bouquets. Plant them in well drained soil where they get full sun.
	Yellow Foxtail "Weed"	<b>SGP</b>	Setaria glauca, pumila	1 gal		L-M	A clump-forming summer annual with a seedhead that resembles a foxs tail. A weed of many agronomic crops, turf, landscapes, and nurseries. Found throughout the United States, especially on fertile soil. Common weed.

# Turf Grasses












PICTURE	COMMON NAME	BOTANICAL NAME	WATER NEEDS VL, L, M, H	NOTES/ GROWTH HABIT
			Very Low/Low	
			Low/ Low-Medium	
			Medium/Medium-High	
			High	
Grasses				
	Bentgrass	Agrostis palustris	H	High water use, not recommended unless planted in a shaded, high use area. Also known as Creeping Bentgrass, is a perennial, cool-season grass that grows rapidly in cool and wet conditions. You'll see it often on golf course greens because it tolerates very low mowing. In the Spring it spreads quickly and crowds out other grasses. As soon as the warm Summer comes, it usually turns brown and looks dead, especially in the hot sun.
	Blue Grama	Bouteloua gracilis	L	Warm season grass, great for sunny, low-use areas. Easily grown in average, dry to medium, well-drained soils in full sun. Tolerates a wide range of soils, except poorly-drained, wet ones. Excellent drought tolerance. Freely self-seeds. Cut to the ground in late winter before new shoots appear.
	Kentucky Bluegrass	Poa praetensis	H	High water use, not recommended unless planted in a shaded, high use area. Cool season grass planted as turf. It has been used for lawns, athletic fields, golf course fairways, tees, and rough, and been widely planted for pastures.
	Buffalo Grass	Buchloe dactyloides	VL	Warm season grass, great for sunny, low-use areas. While it can be considered a low-maintenance grass once it is established, the production of a buffalograss lawn from seed can be a labor intensive.
	Crested Wheatgrass	Agropyron cristatum	L	Best if kept at 18" or higher. A perennial bunchgrass, without rhizomes, growing to a height of 1 ½ to 2 ½ feet. It starts growth in early spring and flowers in late spring. It reproduces from seeds and tillers. It may regrow in the fall if moisture is sufficient.
	Dog turf	Cynodon hybrida	L	Very drought resistance and best planted in full sun. Very tolerant of heavy pedestrian traffic and dogs. Also does well on slopes. Warm-season grass is highly weed resistant, deep-rooted and provides a soft, cushioned feel for bare feet.
	Hard Fescue	Festuca ovina duriuscula	M	Recommended to be planted in shaded areas. Water usage may need to be adjusted up depending on maintenance practices. Cool-season grass often used in cool-season grass seed mixtures when shade is an expected problem.
	Perennial Ryegrass	Lolium perenne	M	This grass is best planted in a blend. Water usage may need to be adjusted up depending on maintenance practices. Cool-seasoned grass, germinates faster than any other common lawn grass, and is used for both permanent and temporary lawns.



PICTURE	COMMON NAME	BOTANICAL NAME	WATER NEEDS VL, L, M, H	NOTES/ GROWTH HABIT
			Very Low/Low	
			Low/ Low-Medium	
			Medium/Medium-High	
			High	
	Red Fescue	Festuca rubra	M	Recommended to be planted in shaded areas. Water usage may need to be adjusted up depending on maintenance practices. Red fescue is a cool-season grass used in cool, shaded, mountain sites, such as camps, resorts, and cabins where low-input of mowing, fertilization, and irrigation is desired. It does not do well in hot climates, except in shady, dry situations.
	Sheep Fescue	Festuca ovina	M	Sandy loam to clay. Festuca ovina, is a cool-season bunchgrass often lumped together in the same group with hard fescue, creeping red fescue and chewings fescue. Together, these fescues are referred to as "fine" fescue and all share similar traits; the main traits being their fine textures, shade tolerance and low, slow growth habits.
	Blue Fescue, Elijah Blue	Festuca glauca ovina	M	Sandy loam to clay. One of the best of the blue fescues, forming neat, densely-tufted domes of fine, steely-blue-gray blades, in late spring/early summer they are adorned with pretty light-green tinged purple 14" flower stalks.
	Creeping Red Fescue	Festucs Rubra	M	Sandy loam to clay. Red fescue is a cool-season grass used in cool, shaded, mountain sites, such as camps, resorts, and cabins where low-input of mowing, fertilization, and irrigation is desired. It does not do well in hot climates, except in shady, dry situations.
	Smooth Brome	Bromus inermis	L	Can be an aggressive grass. Water usage may need to be adjusted up depending on maintenance practices. Smooth brome grass is resistant to temperature extremes and drought. It grows best on deep, well-drained silt or clay loam but may also establish itself in sandier soils
	Tall Fescue	Festuca arundinacea	M	Recommended to be planted in shaded areas. Water usage may need to be adjusted up depending on maintenance practices. To differentiate it from other grasses, fescue leaves look like dark green wide blades that can survive through winter.
	Texas Hybrid Bluegrass	Poa arachnifera	L-M	Recent hybrid turf grass that is more drought tolerant than Kentucky Bluegrass. Water usage may need to be adjusted up depending on maintenance practices.


# Groundcovers







PICTURE	COMMON NAME	BOTANICAL NAME	SIZE AT MATURITY	WATER NEEDS VL, L, M, H	NOTES/ GROWTH HABIT
				Very Low/Low	
				Low/ Low-Medium	
				Medium/Medium-High	
				High	
Groundcover					
	Dwarf Carpet Bugle	Ajuga Chocolate Chip	4" H, 10+" W	M	Fast growing, does well in shade. Ajuga reptans 'Chocolate Chip' has small, narrow purplish-green colored leaves and spikes of blue flowers in early to mid-spring. Also known as Bugleweed, this evergreen perennial plant is short enough for use in areas with occasional foot traffic.
	Carpet Bugle	Ajuga reptans	4" H, 10+" W	M	Fast growing, does well in shade. Attractive in a mass planting in a naturalized area, on a slope or bank, or in a woodland garden. A dense mat will help smother weeds, but avoid planting near perennial beds or lawns where its spreading nature could pose removal problems. This plant is resistant to browsing by deer.
	Siskiyou Blue Fescue	Festuca idahonesis	10-12" H	L	Plant Siskiyou Blue Fescue in an area that receives full sun to part shade using well-draining soil. Water regularly after planting to establish a healthy root system then reduce the frequency to weekly. This evergreen clumping grass has been known to deter deer and is very cold hardy to below 0 degrees Fahrenheit.
	Lydia Broom	Genista lydia	1' H, 4' W	VL (Greeley Plant List)	Xeric, blooms profusely with yellow pea-like flowers in spring. It is multi-branched and low-growing with an open form and arching branches. It remains attractive even after flowering. This shrub prefers full sun in well-drained sandy alkaline soil and tolerates poor soil, (it fixes nitrogen) drought, heat, salt and deer.
	Kinnikinnick, Red Bearberry	Arctostaphylos uva-ursi	6-12" H, 2-3' W	VL (Greeley Plant List)	Xeric. Red bearberry is a trailing, evergreen shrub with paddle-shaped leaves on flexible branches. The thick, leathery leaves, rolled under at the edges, are yellow-green in spring, dark-green in summer, and reddish-purple in the fall. Nodding clusters of small, bell-shaped, pink or white flowers occur on bright-red stems.
	Green Mound Juniper	Juniperus procumbens	10-12" H, 8-10' W	M	Moderate moisture. Keeps its rich color year-round, with minimal bronzing in the chillier months. Easy to grow, with good drought tolerance and adaptability to pollution. Can helps clear the air and stop soil erosion.
	Wilton/ Blue Rug Juniper	Juniperus horizontalis Wilton	4-6" H, 3-5' W	L-M	Moderate moisture. Blue rug juniper is a hardy evergreen plant with silvery-blue foliage that can take on a purplish tone in the winter months.
	Icee Blue Juniper	Juniperus horizontalis Monber	4-8" H, 4-5' W	M	Moderate moisture. Low blue spreading mounding junipers are the perfect choice for erosion control coverage on cut slopes and natural banks where runoff is a problem. This plant is perfect for nestling landscape boulders or softening the top edge of a masonry retaining wall. Makes an excellent winter structural plant for mixed borders that tend to look too barren in the colder months.

	Hairy Grama Grass	Bouteloua hirsuta	4-8" H, 4-5' W	L	Xeric. The dense clumps of this perennial are made up of 6-30 in., erect, leafy based stems. Oat-like seeds are borne in a curved seedhead with a pointed tip.
--	----------------------	----------------------	----------------	---	--

# Native Grasses& Seed Mixes





PICTURE	COMMON NAME	BOTANICAL NAME	SIZE AT MATURITY	WATER NEEDS VL, L, M, H	NOTES/ GROWTH HABIT
				Very Low/Low	
				Low/ Low-	
				Medium/Mediu	
				High	
Seed Mixes					
	PBSI Pawnee Buttees Prairie Mix	Prairie Mix	6-12" H	L	Blue Grama , Buffalograss, Sideoats Grama, Western Wheatgrass , Green Needlegrass, Sand Dropseed
	Warm Season	NativeTurf Mix	4-18" H	L	Buffalograss, Blue Grama. Fine textured light green drought tolerant turf. Well adapted and create a dense sod when combined. Plant in summer mid-May and early August. Sunny tree lawns or parking strips. Low use turf areas with minimal irrigation. Bordering natural areas.
	Fine Fescue	Turf Mix	4-24" H	M	Hard, Sheep, Blue and Creeping Red Fescue. Sandy Loam to clay. Fine texture blue to dark green, moderately drought tolerant. Reasonably well adapted to create a dense sod. Can be seeded anytime provided there is adequate water. Shaded or partly shaded tree lawns or parking strips, shady casual play areas or other low use lawns. Shady un-mowed grasslands in natural areas.
	Cool Season	Native Turf Mix	6-48" H	L	Pubescent, Western, Streambank, Slender Wheatgrass and Prairie Junegrass. Sand-Loam-Clay. Native turf blend with a coarse texture light to dark green, moderately drought resistant (if mowed once or twice a month). Reasonably adapted and create a dense sod. Can be seeded anytime during the growing season (April-October) with adequate water. Tree lawns or parking strips, areas with low irrigation needs, passive use irrigation turf areas and high visibility, low use areas.

# Water Usage Very Low

Water Usage Chart	
<b>Very Low</b> Hydrozone Plants: plants that do well with no supplemental irrigation after establishment.	
Broad-Leafed Evergreen Shrub	
Mahonia fremontii/ Fremont's Desert Holly/Fremont's Mahonia (Greeley Plant List)	
Mahonia aquifolium/Oregon Grape Holly (Greeley Plant List)	
Mahonia repens/ Creeping Grape Holly (Greeley Plant List)	
Yucca elata/Soaptree Yucca	
Deciduous Shrubs	
Purshia tridentata/Bitterbrush, Antelope	
Shepherdia argentea/Silver Buffaloeberry	
Chamaebatiaria millifolium/Fernbush (Greeley Plant List)	
Amorpha nana, canescens/Dwarf Leadplant and Leadplant (Greeley Plant List)	
Cercocarpus breviflorus/Mountain Mahogany (Greeley Plant List)	
Cercocarpus ledifolius/Curl Leaf Mountain Mahogany	
Cercocarpus montanus/ True Mountain Mahogany (Greeley Plant List)	
Cercocarpus intricatus/Little Leaf Mountain Mahogany	
Rubus delicious/Boulder, Delicious Raspberry	
Atriplex canescens/Four Wing Saltbush (Greeley Plant List)	
Hesperaloe parviflora/ Red Yucca (Greeley Plant List)	
Yucca baccata/ Banana Yucca (Greeley Plant List)	
Yucca filamentosa/ Adam's Needle (Greeley Plant List)	
Prunus besseyi/ Pawnee Buttes Sand Cherry (Greeley Plant List)	
Fallugia paradoxa/ Apache Plume (Greeley Plant List)	
Ephedra equisetina/ Mormon Tea (Greeley Plant List)	
Chrysothamnus nauseosus (Ericameria nauseosa>/Rabbitbrush (Greeley Plant List)	
Rhus aromatica/Gro-Low Sumac (Greeley Plant List)	
Amelanchier alnifolia Obelisk/Regent/ Regent Serviceberry (Greeley Plant List)	
Small Shrubs and Perennials	
Agave neomexicana/Parrymans Agave	
Artemisia frigida/Fringed Sage	
Arcostaphylos x Coloradoensis panchito/Chieftain/Panchito Manzanita (Greeley Plant List)	
Coniferous Shrubs	
Pinus edulis/Dwarf Pinyon Pine	
Grasses	
Buchloe dactyloides/Buffalo Grass	
Groundcover	
Arctostaphylos uva-ursi/Kinnikinnick (Greeley Plant List)	
Genista lydia/Lydia Broom (Greeley Plant List)	





# Water Usage

## Low to Medium Low

<b><i>Low/ Low to Medium</i> water usage</b>
<b>Broad-Leafed Evergreen Shrub</b>
Quercus undulata/Wavyleaf Oak
Yucca glauca/ Soapweed or Plains Yucca
<b>Deciduous Shrubs</b>
Prunus tenella/Dwarf Russian Almond
Kolkwitzia amabilis/ Beauty Bush
Cytisus scoparius/ Scotch Broom
Rhamnus frangula Ron Williams/Fine Line, Glossy, Smiths Buckthorns
Prunus tomentosa/ Nanking Cherry
Aronia melanocarpa elata/Black Chokecherry
Cowania mexicana, Purshia mexicana/ Cliffrose
Ribes alpinum,cereum,odortum/ Alpine, Squaw Wax, Crandall Clove
Daphne x caucasica Summer Ice/ Summer Ice Daphne
Lonicera x xylosteodes Clavey's Dwarf/ Dwarf Clavey's Honeysuckle
Syringa Lilac/ Single Blooming, Dwarf Korean, Miss Kim,Common, Canadian, Chinese
Acer ginnala Bailey Compact/Compact Amur Maple
Philadelphus lewisii/ Lewis Mockorange
Caragana arborescens, frutex,pygmaea/ Siberian,Globe,Pygmy Peashrub
Prunus triloba/Double Flowering Plum
Potentilla fruticosa/Shrub Potentilla
Forestiera neomexicana,Ligustrum vulgare,vicary/ NM ,Common, Golden Vicary Privet
Rosa glauca,var, woodsii/ Climbing, Wood, Redleaf Rose
Artemisia cana, tridentata/ Silver Sage, Tall Western Sage
Caryopteris x clandonensis/ Dark Knight Spirea, Blue Mist
Holodiscus dumosus/ Rock Spirea
Rhus glabra, lacinata, cismontana/Smooth, Cutleaf, Rocky Mountain Sumac
Viburnum burejaeticum, lantana,rhithidophylloides/ Mini Man, Wayfaring,Allgehan Viburnum
Jamesia americana/ Waxflower
Ceratoides lanata/Winterfat
<b>Small Shrubs and Perennials</b>
Asclepias incarnata 'Cinderella ' /Cinderella Butterfly Weed
Alcea rosea 'Chater's Double Pink' / Pink and Yellow Double Holyhocks
Achillea 'Coronation Gold',Summer Pastels/ Coronation Gold, Mixed Patels Yarrow
Coreopsis auriculata nana/ Eared, Ear-leaved (Tickseed), Lobed Tickseed, Dwarf
Cotoneaster apiulatus tom thumb/ Tom Tumb Cotoneaster
Artemisia versicolor,schmidtiana/ Sea Spray,Seaform,Silver Mound Sage
Anayclus pyrethrum var. depressus/Mt Atlas Daisy Wildflower



Genista tinctoria royal gold/ Woadwaxen Royal Gold
Achillea ageratifolia, moonshine,serbica/ Greek, Moonshine,Serbian Yarrow
<b>Coniferous Shrubs</b>
Pinus sylvestris Glauca Nana/Dwarf Globe Scotch
<b>Grasses</b>
Sporobolus wrightii,heterolepsis/Giant Sacaton, Prairie Dropseed
Stipa tenuissima,barbata/Mexican and Silver Feather Grass
Pennisetum villosum,alopecuroides/Feather Top, Karley Rose Fountain Grass
Bouteloua gracillis/ Blue Grama
Schizachyrium scoparium /Little Bluestem, Prairie Blues, Standing Ovation
Muhlenbergia dubia Heronswood strain, pink flamingo/Pink Muhly,Pink Flamingo Muhly Grass
Panicum virgatum/ Prairie Sky,Shenandoah Switch Grass
Andropogon gerardii/ Big Bluestem
Elymus arenarius/ Blue Lyme Grass
Helictotrichon sempervirens/Blue Oatgrass
Calamagrostis acutiflora/Feather Reed Grass
Spodiopogon spp., sibiricus/Frost,Graybeard Grass
Sorghastrum nutans/ Indian Grass
Oryzopsis hymenoides/ Indian Ricegrass
Miscanthus oligostachys/ Japanese Silver Grass
Molina caerulea/Moor grass,Purple grass
Koeleria cristat, K gracillis, K. macrantha/Prairie June grass
Briza media/Rattlesnake, Quaking Grass
Eragrotis trichodes/ Sand Lovegrass
Agropyron smithii,cristatum, Pascopyrum smithii/ Western Wheatgrass,Crested Wheatgrass
Cynodon hybrida/ Dog Turf
Bromus inermis/ Smooth Brome
Poa arachnifera/ Texas Hybrid Bluegrass
Setaria glauca, pumila/Yellow Foxtail Weed
<b>Groundcover</b>
Juniperus horizontalis Wilton/Wilton/ Blue Rug Juniper
Festuca idahonesis/Siskiyow Blue Fescue
Bouteloua hirsuita/Hairy Grama Grass
<b>Deciduous Trees</b>
Sensation Boxelder
Ohio, Texas Buckeye
Northern, Western Catalpa
Montgomery,Mesabi Cherry
Amur Corktree
David, Indian Magic, Indian Summer,Radiant ,Spring Snow Crabapple

New Harmony American , Choice City, David Elm
Golden Raintree
Prairie Sentinel , Western Common Hackberry (JFS-KSU1)
Imperial, Skyline,Shademaster,Sunburst Honeylocust
Russian Hawthorn
Kentucky Coffee Tree, Espresso
Ginnala, Sunset Maple
Sterling Silver Linden
Burr, Columnar English, Chinkipin, Regal Prince, Shumard, Sky Rocket, Texas, Red Gambel Oak
Autumn Blaze Pear
Princess Kay, Newport,Stanley Plum
Saskatoon Serviceberry
Aborviatae, Emerald Queen
Alberta Spruce
<b>Evergreen Trees</b>
Rocky Mountain,Taylor, Blue Arrow,Bluepoint, Cologreen,Medora, Moonglow Juniper
Spartan, Gray Gleam, Skyrocket Juniper
Vanderwolf, Pinyon, Limber, Lodgepole, Mexican White, Bristlecone Pine

# Water Usage Medium

## ***Medium/Medium to High Water Usage***

### **Broad-Leafed Evergreen Shrub**

Buxus microphylla/ Julia Jane, Green Mountain, Vardar Valley, Winter Gem

Euonymus alatus/Burning Bush Varieties

Pyracantha angustiflora Gnome/Firethorn

Mahonia aquifolium Compacta/Compact Oregon Grape

Cytisus purgans/Spanish Gold Broom

### **Deciduous Shrubs**

Prunus glandulosa/Pink Flowering Almond

Buddleja davidii nanhoensis/Black Knight and Petite Butterfly Bush

Berberis thunbergii/Crimson Pygmy Japanese, Emerald Carousel Barberry

Aronia x prunifolia/ Purple, Brilliant Red Chokecherry

Cotoneaster/Peking, Cranberry, Spreading, Coral Beauty, Szechuan Fire, Rock

Ribes aureum/ Golden Currant

Daphne x burkwoodii 'Carol Mackie'/Carol Mackie Daphne

Cornus alba 'Argenteomarginata'/Variegated, Ivory Halo, Bailey Red Twig, Cardinal, ALL

Forsythia viridissima/Kumson, Arnold Dwarf, Northern Gold Forsythia

Syringa microphylla/Little Leaf Lilac

Philadelphus coronarius/Goldenleaf, Littleleaf, Snowflake Mockorange

Physocarpus monogynus, opulifolius/Mountain, Dwarf Ninebark

Prunus x citena/Purple Leaf Plum

Chaenomeles speciosa/Quince

Chaenomeles speciosa/Rugosa Rose

Amelanchier utahensis, canadensis/ Utah, Shadblow Serviceberry

Cotinus coggygria/Golden Spirit, Royal Purple Smokebush

Symphoricarpos oreophilus, albus/Snowberry, Mountain Snowberry

Viburnum burkwoodii, juddii/Burkwood, Judd Viburnum

Salix arenaria, purpurea nana, irrorata/Blue Creek, Dwarf Artic, Blue Stem Willow

Symphoricarpos orbiculatus/ Indian Currant Coralberry

### **Small Shrubs and Perennials**

Anemone tomentosa 'Robustissima' Anemone x hybrida 'Honorine Jobert'

Aquilegia vulgaris/Crimson Star, Garden Columbine

Agastache cana/Blue Fortune, Double Bubblemint, Sunset, Giant Hummingbird Hyssop variety

Anemone sylvestris/Snowdrop Windflower

Alyssum montanum/Mountain Basket of Gold "Arunia"

Aquilegia/Alpine, Barneby's, Songbird, Little Lanterns, McKansas, Remembrance... Columbine

Juniperus sabina calgary carpet

Alchemilla mollis/Ladies Mantle

Allium millennium/Ornamental Onion
Spiraea japonica magic carpet
<b>Coniferous Shrubs</b>
Juniperus/Armstrong, Blue Star, Compact Pfitzer, Tammy,
Picea abies Pumila, pungens Globosa/Norway, Globe Blue Dwarf Spruce
Pinus densiflora umbraculifera, pumilo/Tanyosho, Dwarf Mugo Pine
Pinus sylvestris Pumila/Dwarf Siberian Pine
<b>Grasses</b>
Deschampsia caespitosa/Tufted Hair Grass
Pennisetum setaceum/Tender Fountain Grass
Bouteloua curtipendula/Sideoats Grama
Chasmanthium latifolium/Inland Sea Oats (Wild Oats, River Oats, Flathead Oats)
Spartina pectinata/Prairie Cordgrass
Eremurus stenophyllus/Yellow Foxtail Lily
Festuca ovina duriuscula, rubra, arundinacea/Tall, Red, Hard Fescue
Lolium perenne/Perennial Ryegrass
<b>Groundcover</b>
Ajuga Chocolate Chip, reptans/Dwarf Carpet, Carpet Bugle
Juniperus procumbens/Green Mound Juniper
Juniperus horizontalis Monber/Ice Blue Juniper
<b>Deciduous Trees</b>
Amur Chokecherry
Sucker Punch Redleaf Chokecherry
Centurion, Coral Burst Crabapple
Cathedral, Accolade Elm
Ginkgo Maidenhair, Autumn Gold, Princeton Sentry
Horse Chesnut
Thornless Cockspur, Winter King, Washington Hawthorn
Japanese Pagoda Tree
Decaf Kentucky Coffee Tree
European Larch
Japanese Lilac
Emerald Luster Norway, Tartarian, Rocky Mountain, Big Tooth Maple
Boulevard Linden American Sentry Linden
Glenleven, Little Leaf, Redmond Linden
White Swamp, English, Crimson Spire, Northern Red Oak
Reliance, Elberta, Luscious, Chanticleer, Red Spire Peach
Salpalta Cherry Plum
Mayday Tree



Eastern Redbud
Autumn Brilliant Serviceberry
Tulip Tree
Turkish Filbert
Goldentrain Tree
London Plane Tree
European Hornbeam
Autumn Blaze Maple
<b>Evergreen Trees</b>
White Fir
Weeping White, Hoopssi, Bakeri Spruce
Alberta, Pendula, Cupressina, Emerald Green, Black Hills, Blue, North Star, Colorado Spruce
Bosnian, Scotch, Ponderosa, Austrian Pine
Wichita Blue Juniper



# Water Usage High

<i>High Water</i> Usage
Grasses
Agrostis palustris/Bentgrass
Poa praetensis/Kentucky Bluegrass

# Resource List.

The following resources were used to compile this plant list:

## A. Published Plant Lists from other cities in Northern Colorado

1. [City of Loveland updated Plant List August 2021](#)
2. [City of Greeley Parkway Planting List](#)
3. [City of Fort Collins Approved Street Trees](#)
4. [City of Fort Collins Recommended Plant List](#)
5. [Larimer County Plant Lists](#)

## B. Websites

1. Colorado State University Extension Programs

- <https://cmg.extension.colostate.edu/gardening-resources/online-garden-publications/native-plants/chrome-extension://efaidnbmnnnibpcajpcglclefindmkaj/https://extension.colostate.edu/docs/pubs/native/Moun>
2. [Gardenia.net](#)
  3. [Monrovia.com](#)
  4. [missouribotanicalgarden.org](#)
  5. [thetreefarm.com](#)
  6. [highcountrygardens.com](#)
  7. [Colorado Native Plant Society](#)