

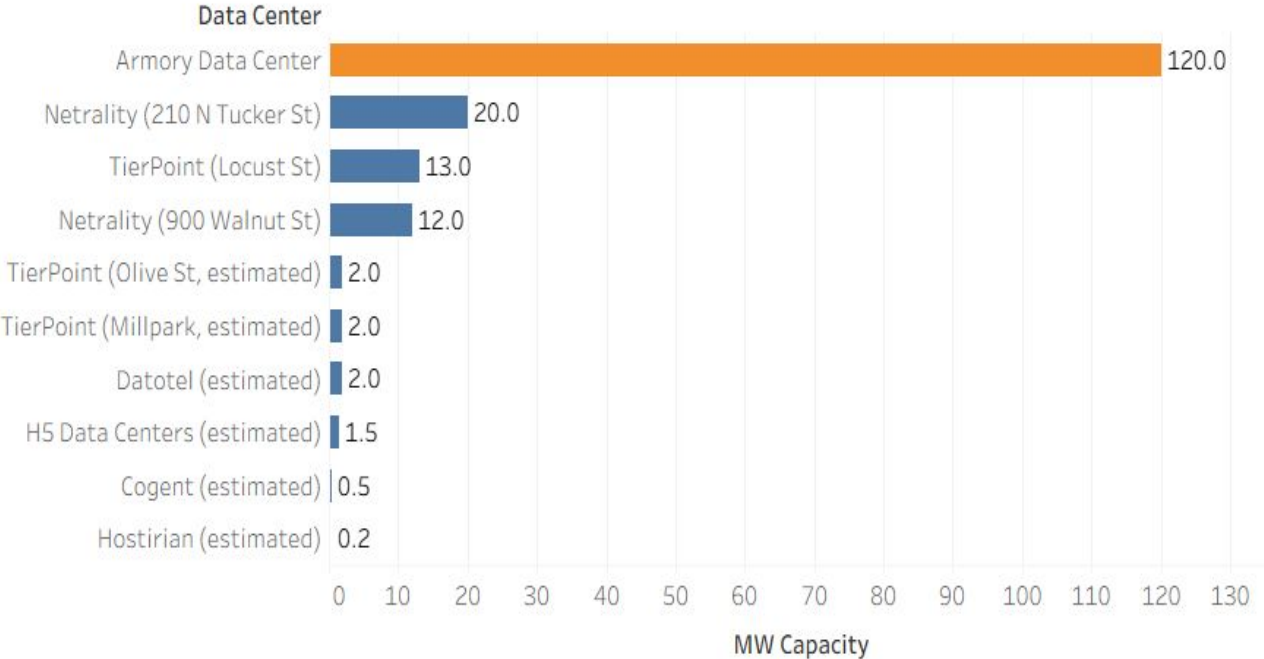


Community Transparency Briefing: Proposed Armory Data Center

KEY VISUALS AND TAKEAWAYS FOR
PUBLIC UNDERSTANDING

Much Larger Than Existing Local Data Centers

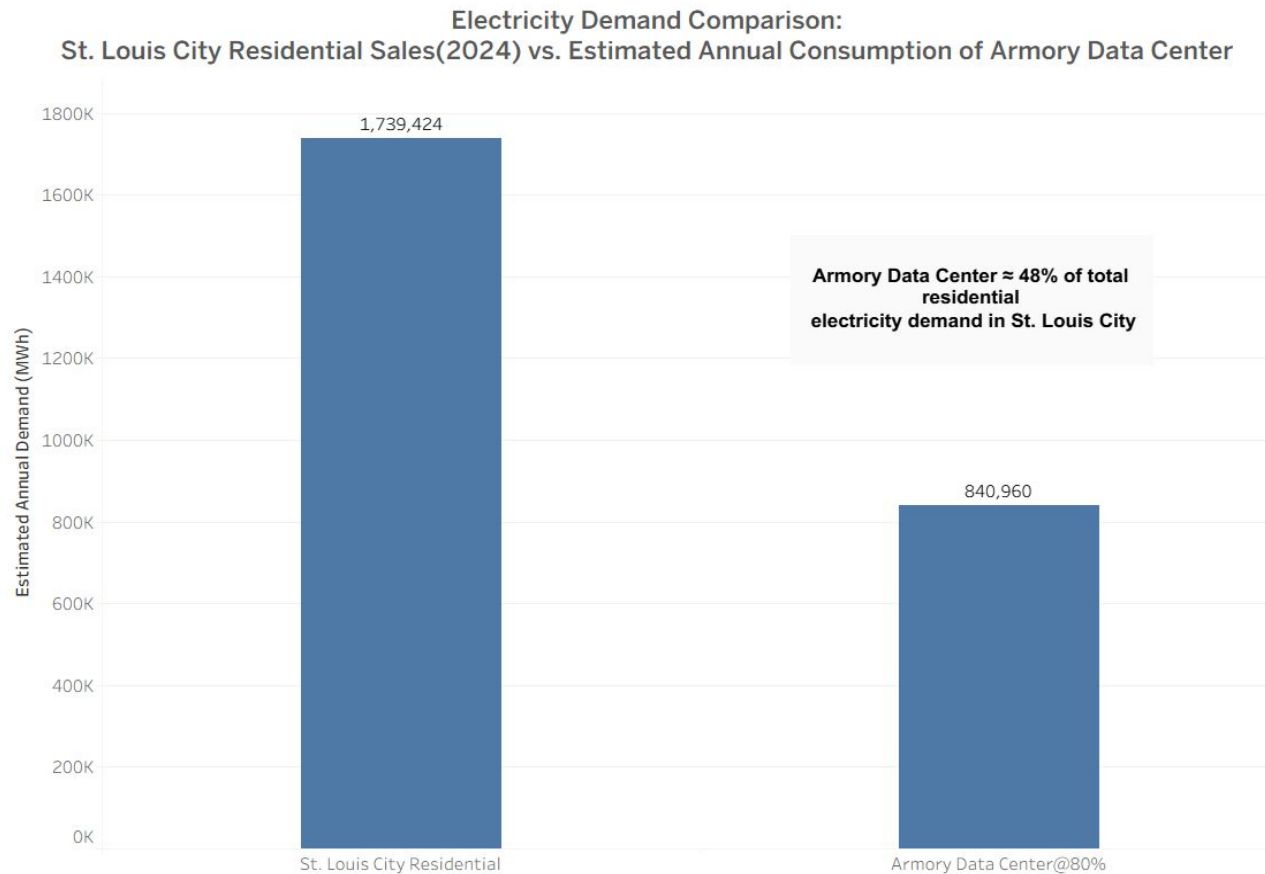
Armory Data Center vs Existing Data Centers in St. Louis



Key points:

- Proposed Armory Data Center: 120 MW
- Largest existing local comparison site shown: 20 MW
- About 6 times larger than the largest comparison site shown

A Major New Source of Electricity Demand

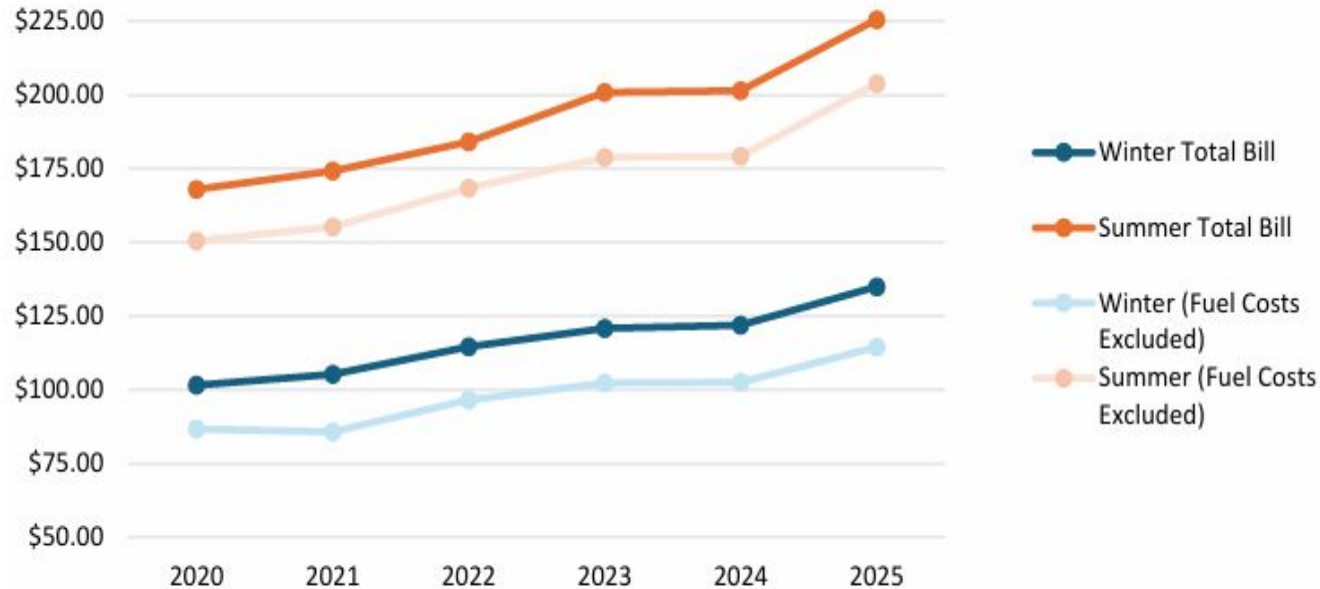


Key points:

- Estimated St. Louis City residential electricity demand: 1,739,424 MWh
- Estimated annual Armory Data Center electricity use at 80% utilization: 840,960 MWh
- About 48% of estimated city residential electricity demand

Residents Are Already Paying More for Electricity

Ameren Missouri Average Residential Bill



Key points:

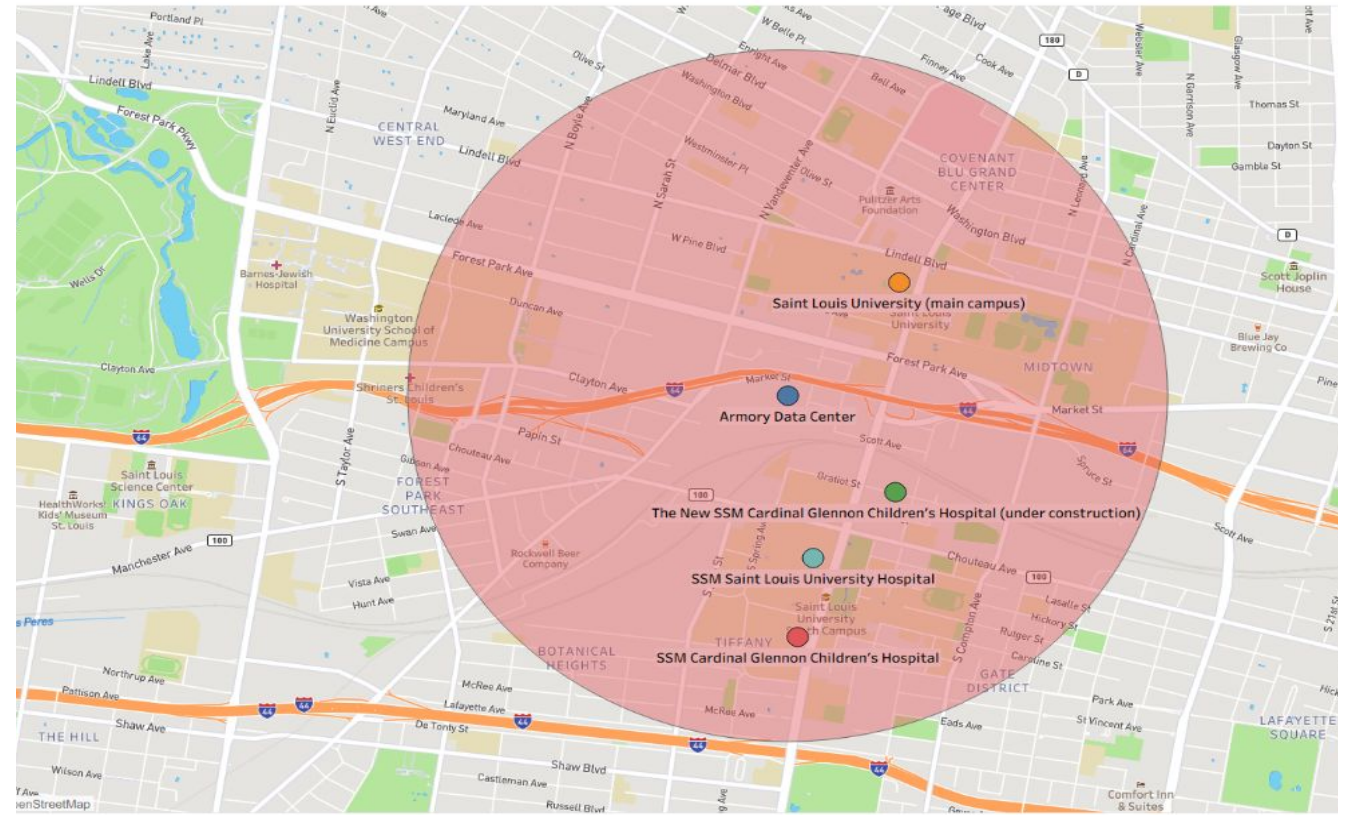
- Average summer residential bills rose by 34.3% from 2020 to 2025
- Average winter residential bills rose by 32.9% from 2020 to 2025
- Residents may reasonably want clarity on whether large new infrastructure demand could affect future costs

The Site Is Near Hospitals and Saint Louis University

Key Locations:

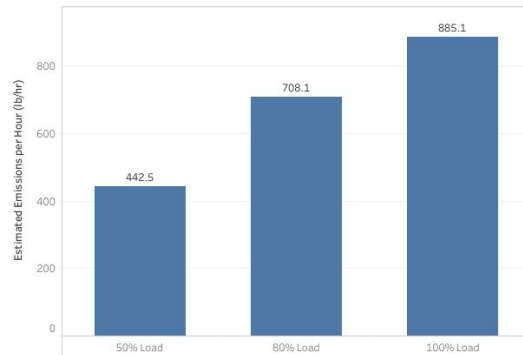
- SSM Cardinal Glennon Children's Hospital
- SSM Saint Louis University Hospital
- Saint Louis University main campus
- New children's hospital under construction

Sensitive Facilities Within 1-Mile Radius of Proposed Armory Data Center

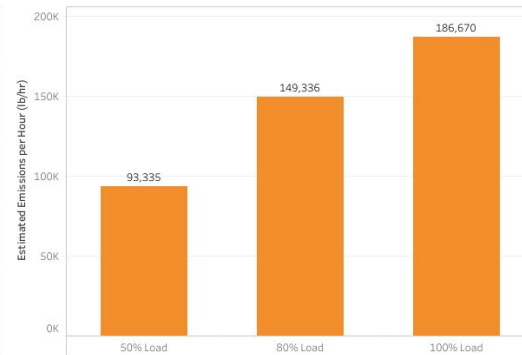


Backup Generator Emissions Raise Important Questions

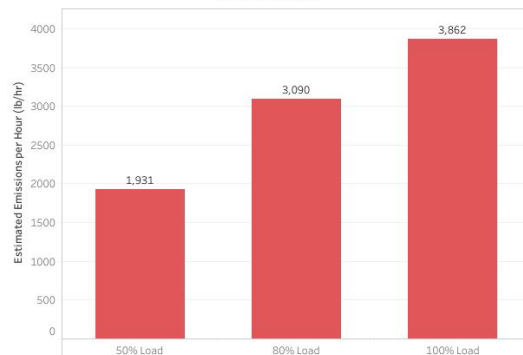
Estimated Hourly Carbon Monoxide (CO) Emissions by Generator Load Scenario



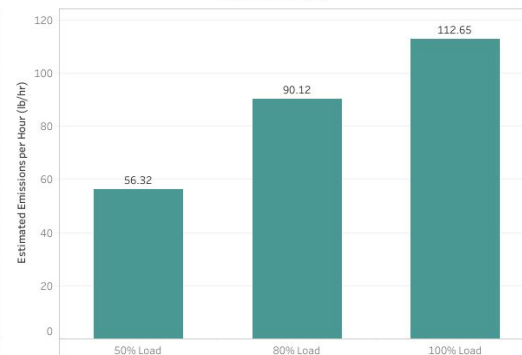
Estimated Hourly Carbon Dioxide (CO2) Emissions by Generator Load Scenario



Estimated Hourly Nitrogen Oxides (NOx) Emissions by Generator Load Scenario



Estimated Hourly Particulate Matter (PM) Emissions by Generator Load Scenario



Key Points:

- Scenario-based estimates suggest that hourly emissions could be substantial while generators are operating
- Key pollutants include nitrogen oxides (NOx), carbon monoxide (CO), and particulate matter (PM)
- These pollutants may be especially important near hospitals, university facilities, and surrounding neighborhoods
- Greater public clarity is needed on how these emissions would be controlled, monitored, and managed

Noise May Also Be an Important Community Issue

| Source | Estimated Noise Level (dB(A)) |
|--|-------------------------------|
| Hyperscale data centre equipment (fans/chillers) | Up to ~100 |
| Backup generators | Up to ~110 |

Table 1 - Possible Source Noise From Major Equipment

| What It Can Affect | Recommended Level | Where It Matters |
|-------------------------------|-----------------------------|---------------------------|
| Hearing protection concern | Below 70 dB over a full day | General exposure |
| Outdoor activity interference | Below 55 dB | Residential outdoor areas |
| Indoor activity interference | Below 45 dB | Homes, schools, hospitals |

Table 2- EPA Noise Guidance, Simplified

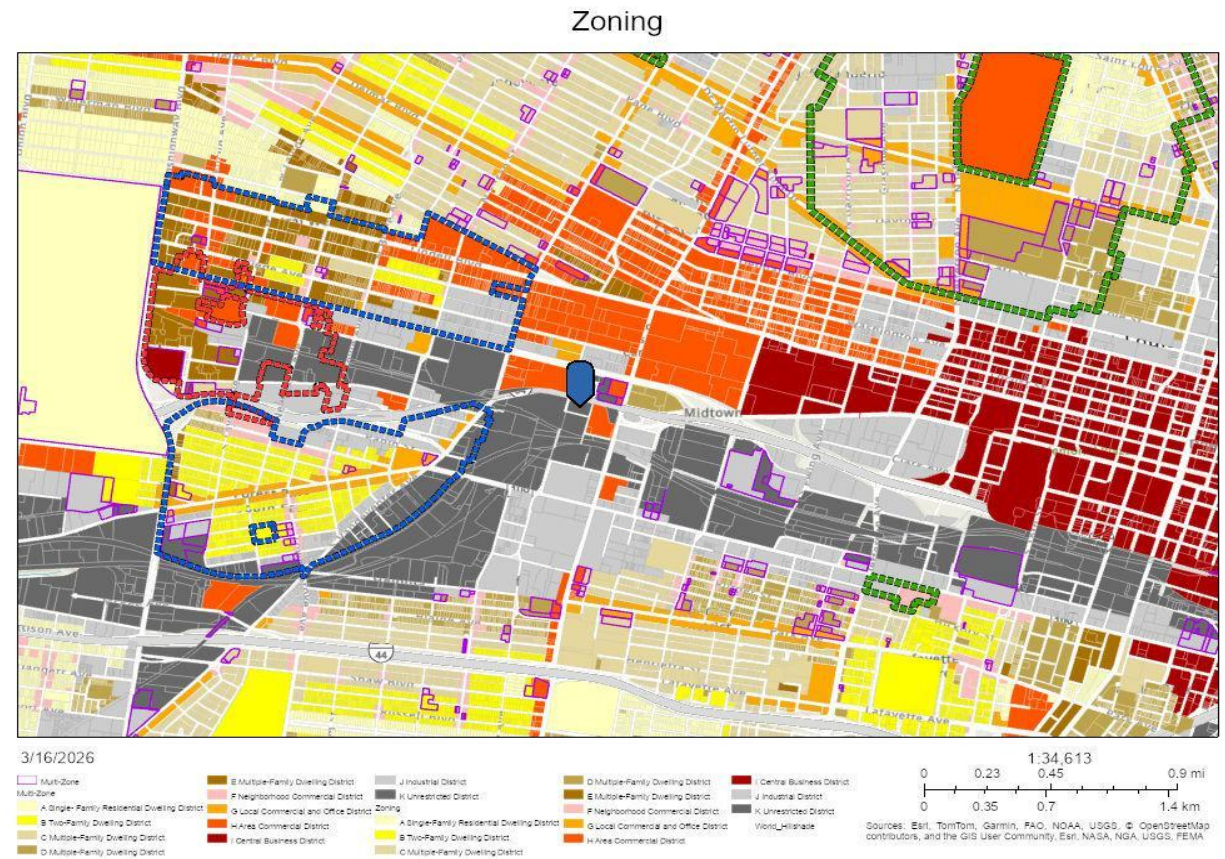
Key points:

- Large equipment and generators can be loud at the source.
- Much lower noise levels can already affect daily outdoor and indoor activity.
- The key question is how much noise would actually reach nearby properties, hospitals, and Saint Louis University.

Land use and neighborhood fit : What type of development best fits this location?

Key Points:

- The site is in an unrestricted zoning area
- It is surrounded in part by commercial land uses
- A data center may generate less street activity and foot traffic than other commercial uses
- This raises questions about neighborhood fit and long-term community value



Key questions for the community and decision-makers

Key points:

- How much electricity will the project use under normal operations?
- Could project-related infrastructure costs affect residential ratepayers directly or indirectly?
- What emissions controls and noise mitigation measures will apply?
- How were nearby hospitals and the university considered?
- What planning rationale supports this use at this location given the surrounding commercial context?
- What local benefits will the project provide relative to its scale?

See the full report for complete visualizations, methods, and detailed explanation.

- <http://www.nomodatacenters.com/>