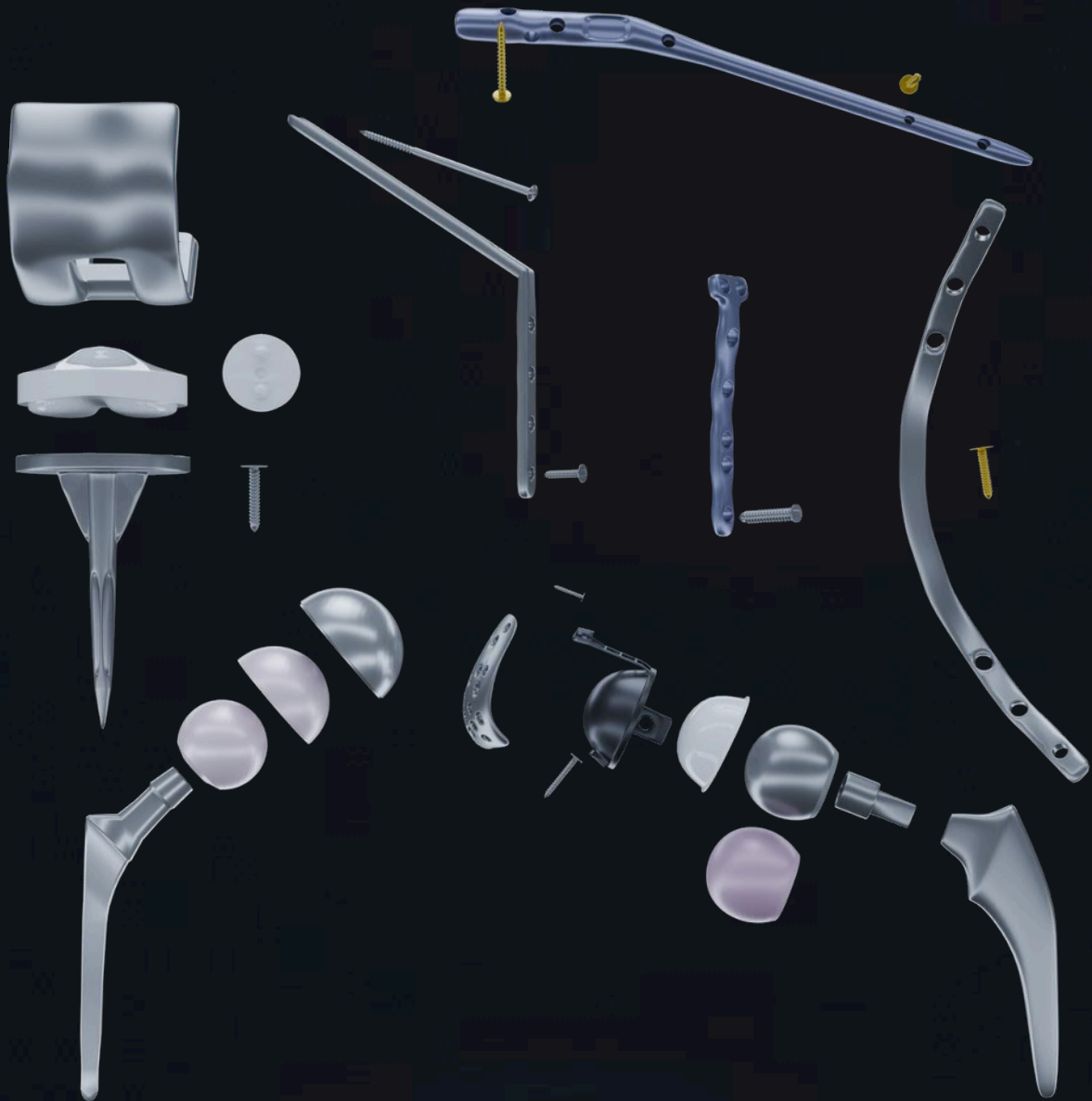




PGU MEDTEC



Pelvis & Lower-Limb Surgical Implant Pack — 8-Set Asset Library



PACK INTRODUCTION

[page 3](#)

SET REVIEWS

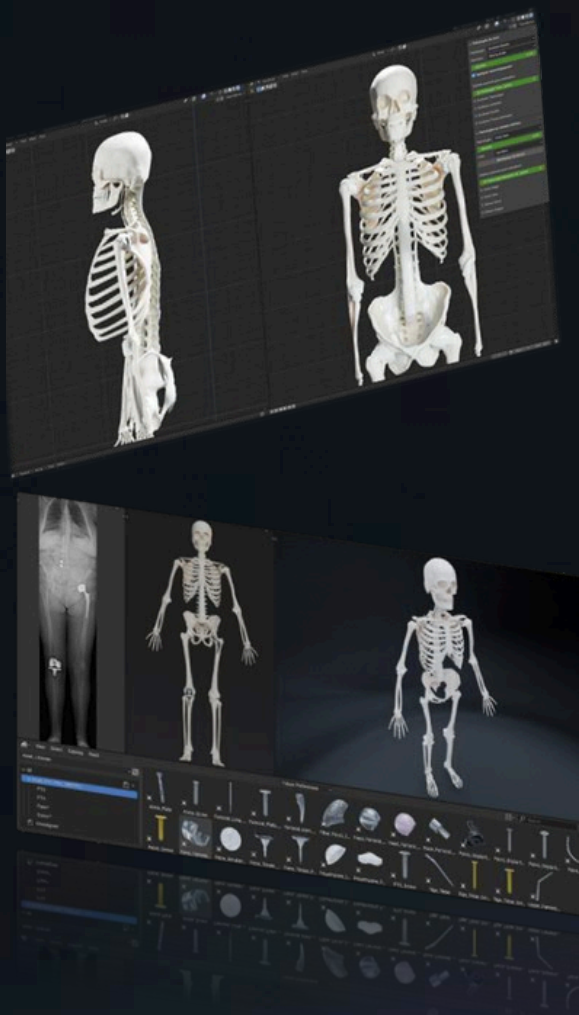
- Cemented total hip replacement [page 4](#)
- Hybrid cemented hip joint endoprosthesis [page 5](#)
- Total knee replacement [page 6](#)
- Pelvis compression plate [page 7](#)
- Femoral proximal system [page 8](#)
- Tibial intramedullary short nail [page 9](#)
- Distal fibula compression plate [page 10](#)

VISUAL OVERVIEWS

[page 11-12](#)

CONTACT

[page 13](#)



◀ *Licences Human 3D Designer*


(Re)create and simulate virtual patients using the Human 3D Designer Blender add-on.

Prototype new designs using the virtual library of our generic implants (BETA).

Explore the basics of human functional anatomy with the musculoskeletal model and its manual.

The PGU MEDTEC Team

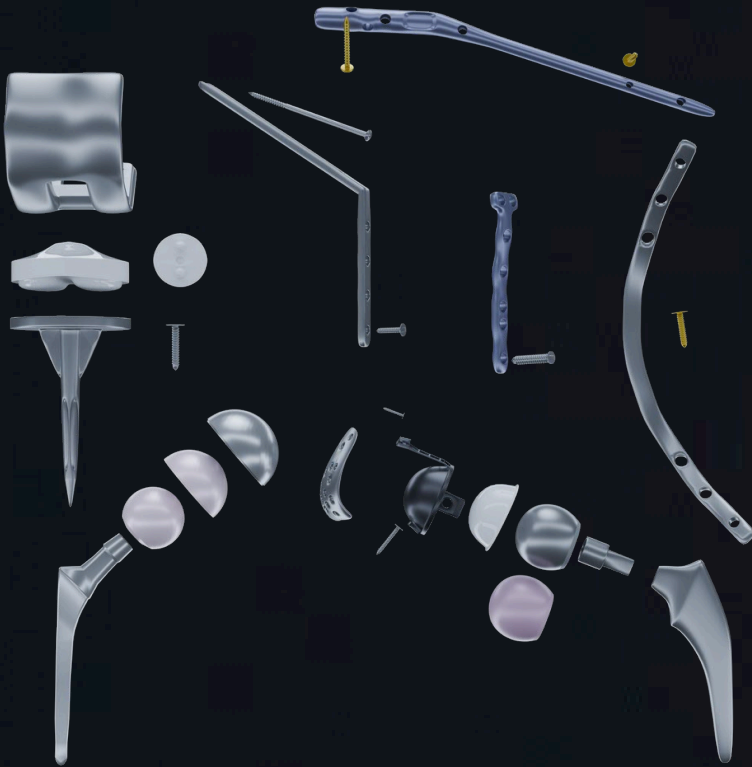
We are supported by par



NEED A DEMO OR LOOKING TO HIRE US
[clac here](#)



PELVIS & LOWER-LIMB SURGICAL IMPLANT PACK — 8-SET ASSET LIBRARY



◀ *Implants, plates, and rods*

Examples of implants used in orthopedic and trauma surgery of the lower extremities and pelvis



◀ *Total knee replacement*

A sliding prosthesis with femoral, tibial, and patellar components, as well as its movable tibial insert, the stem of which ...

Two models of total hip replacements ▶

A short-stemmed cemented model for traumatic acetabular damage and a long-stemmed cemented model in ceramic-ceramic and polyethylene-metal combinations



PELVIS & LOWER-LIMB SURGICAL IMPLANT PACK — 8-SET ASSET LIBRARY



[GET IT ON OUR STORE](#)
[click here](#)

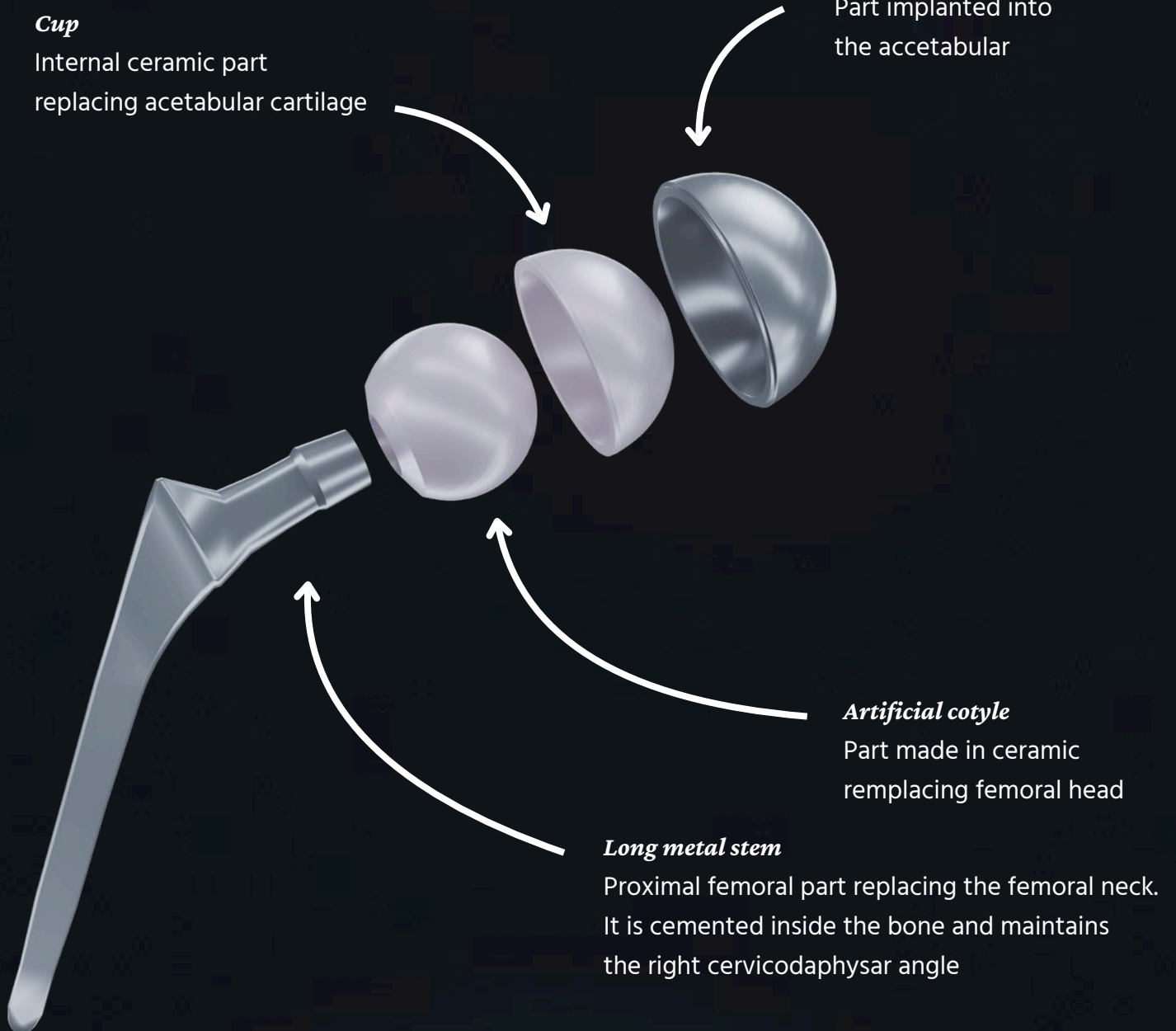


Cup

Internal ceramic part
replacing acetabular cartilage

Insert

Part implanted into
the acetabular



▲ **Cemented total hip replacement**

Long-stemmed cemented hip prosthesis with a ceramic-on-ceramic cup cotyle combination — considered a gold standard for hip trauma in patients with good cortical bone quality.

PELVIS & LOWER-LIMB SURGICAL IMPLANT PACK — 8-SET ASSET LIBRARY



[GET IT ON OUR STORE](#)

[click here](#)



Cup

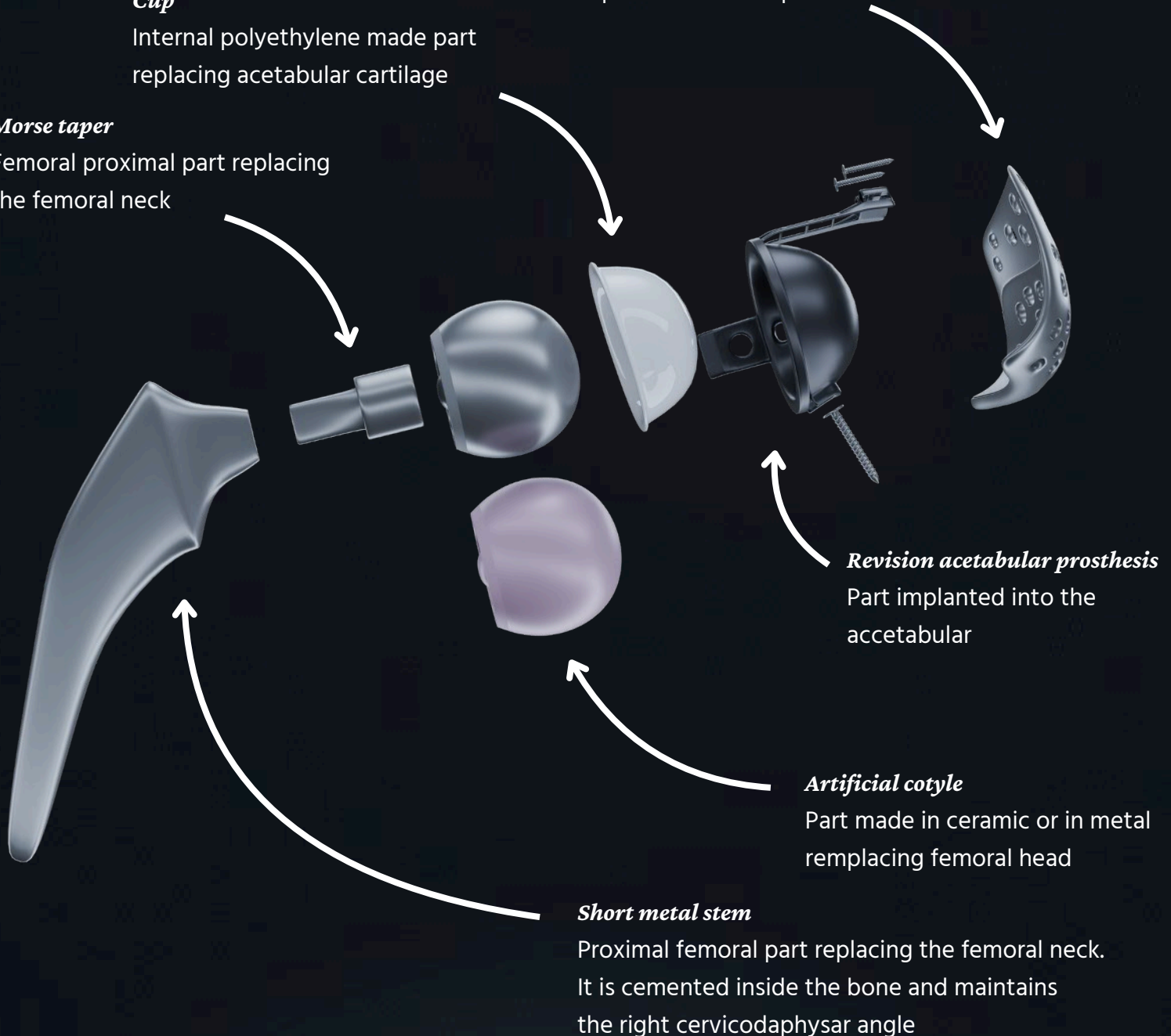
Internal polyethylene made part replacing acetabular cartilage

Acetabular reinforcement

Plate implanted into the pelvis

Morse taper

Femoral proximal part replacing the femoral neck



Revision acetabular prosthesis

Part implanted into the acetabular

Artificial cotyle

Part made in ceramic or in metal replacing femoral head

Short metal stem

Proximal femoral part replacing the femoral neck. It is cemented inside the bone and maintains the right cervicodaphysar angle

▲ *Hybrid cemented hip joint endoprosthesis*

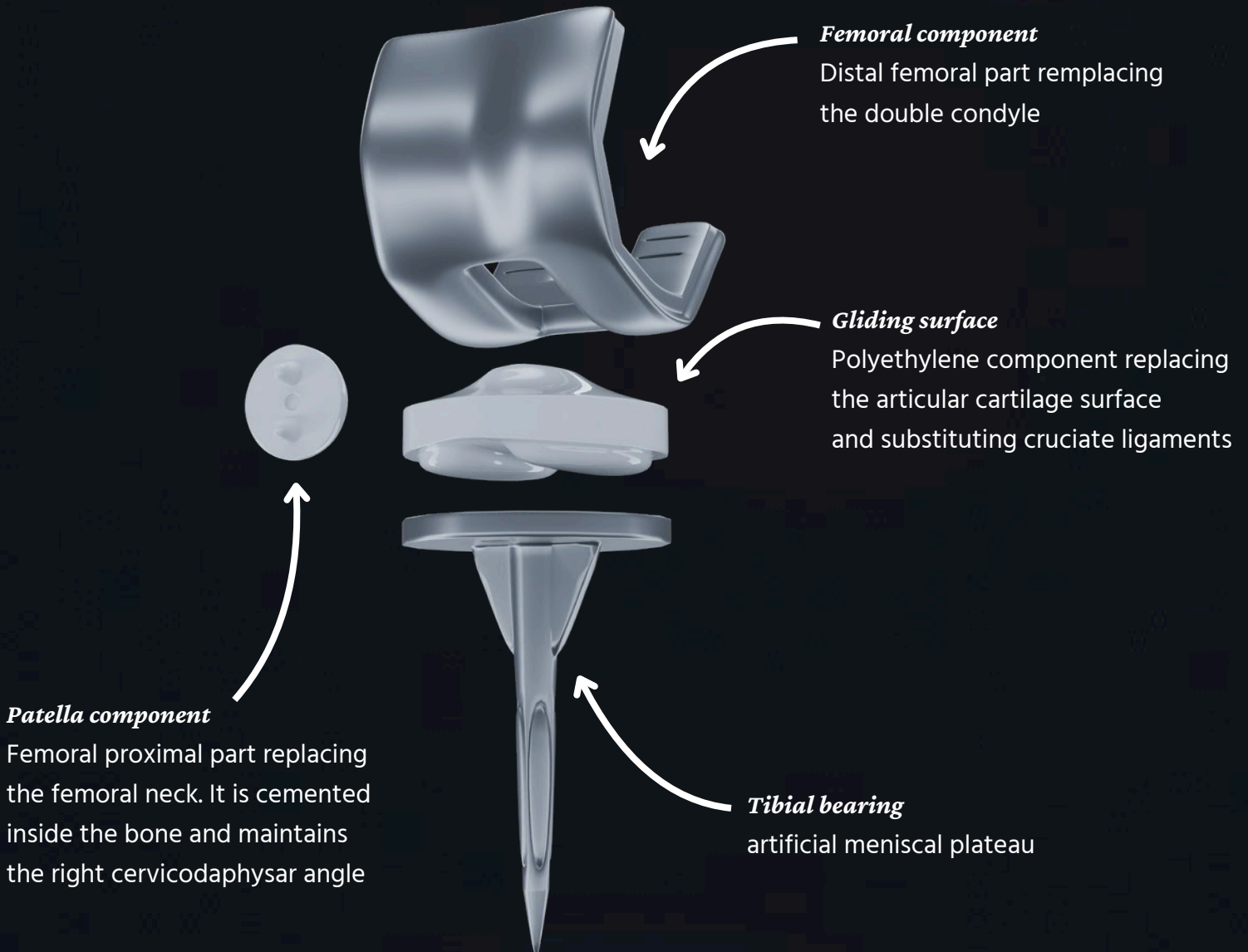
Short-stemmed cemented hip prosthesis with several combination — considered a gold standard for hip trauma in patients with complex trauma or non indicated femur for long-stem

PELVIS & LOWER-LIMB SURGICAL IMPLANT PACK — 8-SET ASSET LIBRARY



[GET IT ON OUR STORE](#)

[click here](#)



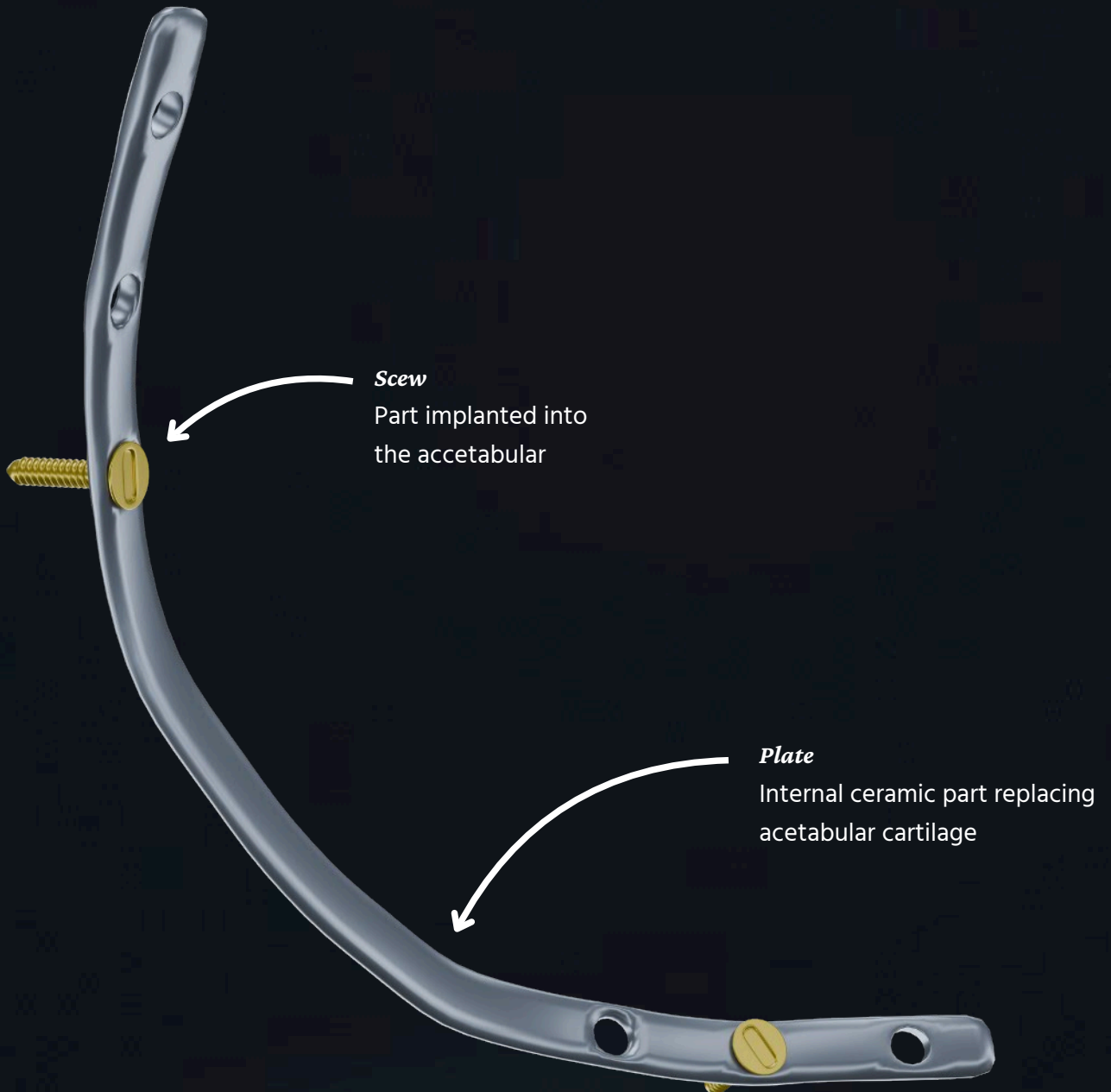
▲ **Total knee replacement**

Generic three-compartment mobile-bearing knee prosthesis — one of the most popular for knee trauma.

PELVIS & LOWER-LIMB SURGICAL IMPLANT PACK — 8-SET ASSET LIBRARY



[GET IT ON OUR STORE](#)
[click here](#)



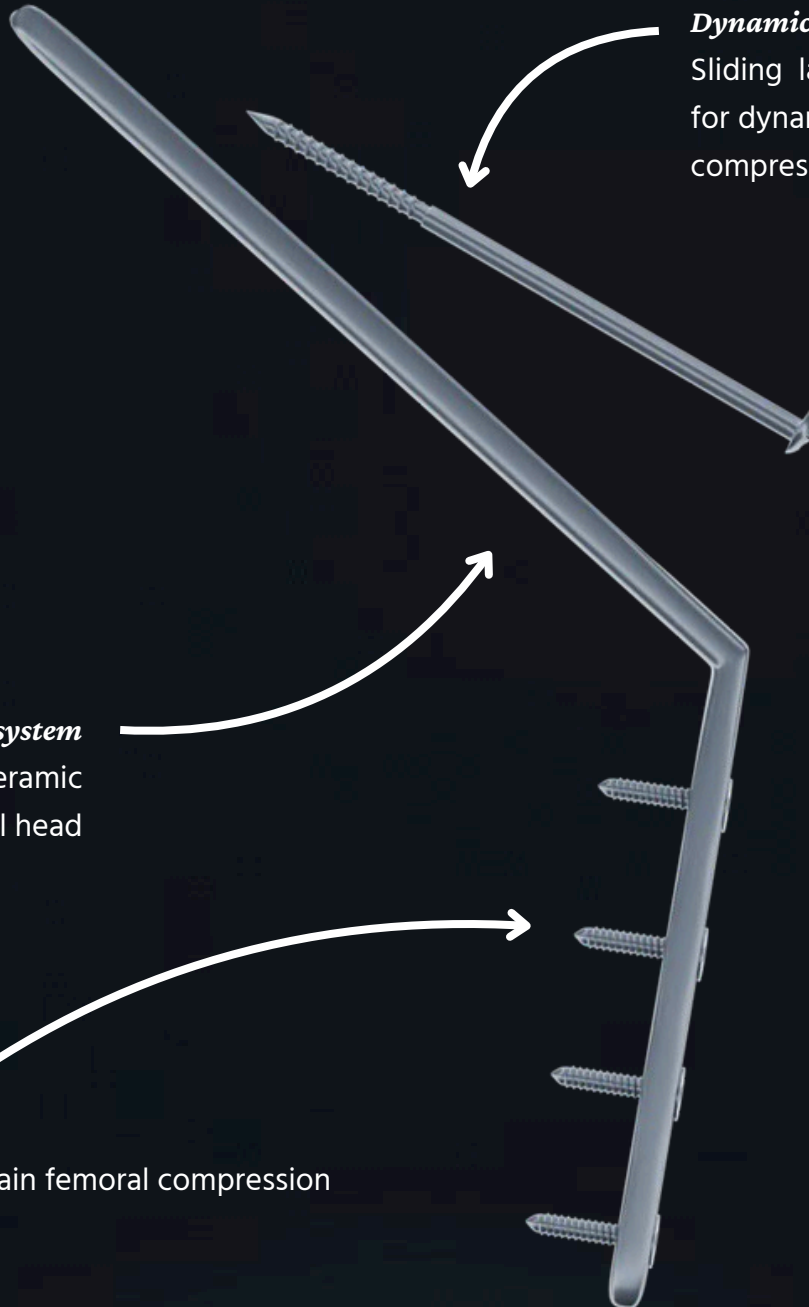
▲ *Pelvis compression plate*

Generic pelvic locking plate designed to restore stability and match the natural pelvic anatomy.

PELVIS & LOWER-LIMB SURGICAL IMPLANT PACK — 8-SET ASSET LIBRARY



[GET IT ON OUR STORE
click here](#)



Dynamic Hip Screw

Sliding lag screw in barrel plate for dynamic femoral neck fracture compression

Nail-plate system

Part made in ceramic replacing femoral head

Locking screws

Cortical screws to maintain femoral compression

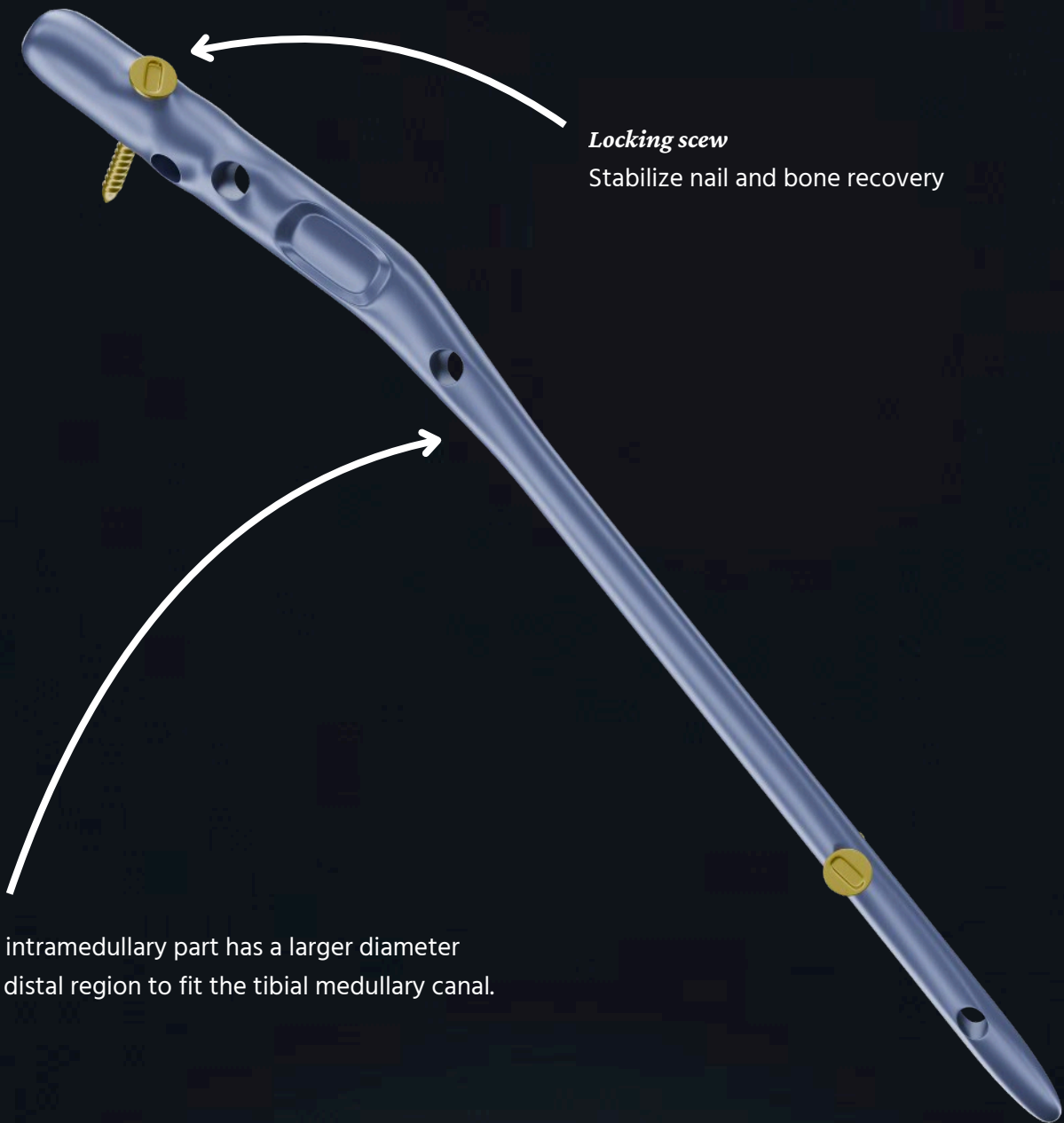
▲ *Femoral proximal system*

Locking compression plate designed to stabilize head, neck, and trochanteric fractures. It includes one long femoral neck screw and one short screw. Duplicate the short one to get all of them.

PELVIS & LOWER-LIMB SURGICAL IMPLANT PACK — 8-SET ASSET LIBRARY



[GET IT ON OUR STORE](#)
[click here](#)



Locking screw

Stabilize nail and bone recovery

Nail

Proximal intramedullary part has a larger diameter than the distal region to fit the tibial medullary canal.

▲ **Tibial intramedullary short nail**

Designed for proximal and distal tibial fractures it provides angle-stable fixation with multidirectional proximal and distal locking screws. Duplicate screws to get all of them.

PELVIS & LOWER-LIMB SURGICAL IMPLANT PACK — 8-SET ASSET LIBRARY



GET IT ON OUR STORE

click here



Bone fixation screw

Metallic fasteners securing the plate to bone segments

Plate

Metallic part stabilizing two bone segments together

▲ *Distal fibula compression plate*

Generic locking compression plate for fracture fixation, combining compression and angular stability. Duplicate the screw to get all of them.

PELVIS & LOWER-LIMB SURGICAL IMPLANT PACK — 8-SET ASSET LIBRARY



PELVIS & LOWER-LIMB SURGICAL IMPLANT PACK — 8-SET

ASSET LIBRARY






PGU MEDTEC



NEED A DEMO OR LOOKING TO HIRE US

click here 

or contact us at

contact-h3dd@pgu-medtec.com



TO EXPLORE OUR STORE

click here 