

# Earn Passive Income with CryptoHopper

*Author: Zoltan A. Joyce*

## Chapter 1: Introduction to CryptoHopper

CryptoHopper is a powerful, cloud-based automated trading platform designed for cryptocurrency investors of all levels. Whether you're a beginner or an experienced trader, CryptoHopper provides smart tools and bots to help you grow your crypto portfolio passively. With its intuitive dashboard, prebuilt templates, technical indicators, and integration with popular exchanges, CryptoHopper empowers users to make trades 24/7 without needing to monitor the market constantly.

## Chapter 2: Creating Your CryptoHopper Account

1. Visit [CryptoHopper.com](https://CryptoHopper.com).
2. Click on "**Sign Up**" in the top-right corner.
3. Enter your name, email address, and password.
4. Confirm your email address via the verification link sent to your inbox.
5. Log in and access your dashboard.

✓ Tip: Use a strong, unique password and enable 2FA for security.

## Chapter 3: Choosing the Right Plan

CryptoHopper offers a free trial and three main subscription tiers:

- **Pioneer Plan (Free):** Basic access with limited features, perfect for exploring the platform.
- **Explorer (\$19/month):** For beginners, includes 80 positions and 2 triggers.
- **Adventurer (\$49/month):** Intermediate plan with 200 positions and advanced features.
- **Hero (\$99/month):** Full automation, market arbitrage, and 500 positions.

Choose a plan based on your experience level and trading needs.

## Chapter 4: Setting Up Your First Bot

After logging in:

1. Go to "**Your Hoppers**" > Create New Hopper.
2. Choose a **template** or start with a blank configuration.
3. Name your bot.
4. Select your **exchange** and input API keys securely.
5. Set your base currency (e.g., USDT, BTC).
6. Adjust your strategy or import one from the Marketplace.

CryptoHopper will now monitor the market and trade automatically based on your parameters.

## Chapter 5: Dashboard Overview

The CryptoHopper dashboard provides real-time insights:

- Bot status and balance overview
- Trade history and performance charts
- Strategy and technical indicator settings
- News, alerts, and signal subscriptions
- Notifications for stop-loss, DCA, and trigger events

Use this dashboard to monitor and optimize performance with ease.

## Chapter 6: Backtesting Your Strategy

CryptoHopper allows you to test your strategy before putting real money at risk:

1. Navigate to “**Backtesting**” under your bot settings.
2. Select your trading pair and timeframe.
3. Run simulations with different strategies and indicators.
4. Review profitability, number of trades, and win ratio.

This helps you find the most effective settings based on past market behavior.

## Chapter 7: The CryptoHopper Marketplace

Visit the **Marketplace** to find:

- **Strategies** from expert traders
- **Templates** for preconfigured bots
- **Signal Providers** to mirror successful trades
- **Apps** for mobile integration and automation boosts

You can also list your own strategies and earn by sharing your bots with others.

## Chapter 8: Connecting to Exchanges

CryptoHopper supports major exchanges including:

- Binance
- Coinbase Pro
- KuCoin
- Kraken
- Huobi
- OKX
- Bitfinex
- ByBit

Steps to connect:

1. Create API keys on your exchange.
2. Enable necessary permissions (read/trade, no withdrawal).
3. Paste your API and secret keys into CryptoHopper securely.

Now your bot can trade directly from your exchange account.

## Chapter 9: Safety Features & Risk Management

Risk management tools include:

- **Stop-Loss & Trailing Stop-Loss**
- **Take-Profit Targets**
- **Shorting & Rebuying Settings**
- **Max Concurrent Positions**
- **Config Pools** (for alternate setups)

Customize your bot to suit your personal risk tolerance and avoid overexposure.

## Chapter 10: Using the Mobile App

Download the CryptoHopper mobile app (iOS & Android) to:

- Monitor your bots
- Receive trade notifications
- Adjust strategies on-the-go
- View performance analytics
- Manage API connections

The mobile app ensures you're always connected to your portfolio, anytime, anywhere.

## Chapter 11: Earning with the Affiliate Program

CryptoHopper rewards you for referring others:

- Sign up for their **affiliate program**
- Share your unique referral link
- Earn up to **15% recurring commissions** on subscriptions
- Track clicks, signups, and earnings in your dashboard

Perfect for influencers, educators, or crypto enthusiasts looking to build passive income.

## **Chapter 12: Customer Support & Learning Tools**

CryptoHopper provides full support including:

- Live chat and email support
- Knowledge base & FAQ section
- Video tutorials and walkthroughs
- Weekly webinars and community discussions

If you need help, CryptoHopper's support team and resources are there to assist.

## **Chapter 13: Frequently Asked Questions**

**Q: Do I need to keep my computer running?**

A: No. CryptoHopper is cloud-based and runs 24/7.

**Q: Is my money safe?**

A: Your crypto stays on your exchange. CryptoHopper only accesses via API (no withdrawals).

**Q: Can I cancel anytime?**

A: Yes, CryptoHopper offers flexible monthly subscriptions.

## **Chapter 14: Tips for Maximizing Profit**

- Start with paper trading before using real funds.
- Use backtesting to optimize strategies.
- Follow top traders in the Marketplace.
- Diversify across coins and indicators.
- Monitor and tweak your settings weekly.

Stay informed and disciplined for long-term success.

## **Chapter 15: Final Thoughts – Start Today**

CryptoHopper allows anyone to automate their trading, reduce stress, and build passive income through crypto. With its marketplace, mobile app, strategies, and real-time data, you don't have to be a professional trader to benefit.

Start small, learn the system, and scale your profits over time!

**Affiliate Sign-Up Link**


👉 [Click Here to Start with CryptoHopper](#)

# CryptoHopper


## Affiliate Program


### Step-by-Step Sign-Up Guide

#### Earn Passive Income by Promoting Crypto Trading Bots

 *No experience needed*

 *Earn lifetime commissions*







 *Get paid in cash or crypto*

 [Click Here](#) to sign up now

## Why Join the CryptoHopper Affiliate Program?

CryptoHopper is one of the **top automated crypto trading platforms** in the world. Their affiliate program allows you to earn commission simply by referring new users.

### Key Affiliate Benefits:

-  Up to **15% recurring lifetime commission**
-  Promote to a **global audience**
-  Easy-to-use dashboard for tracking referrals
-  Free resources to help you promote
-  Monthly payouts via PayPal or crypto
-  Just one sign-up to start earning for life

Whether you're a content creator, influencer, or just want to make money by sharing a smart tool — CryptoHopper makes it easy.

## Step-by-Step Affiliate Sign-Up

### ✓ Step 1: Create a CryptoHopper Account

1. Go to  [Click Here](#)
2. Click “**Sign Up**”
3. Fill in your name, email, and password
4. Confirm your account via email

 *Important: You must first create a CryptoHopper user account to become an affiliate.*

## ✓ Step 2: Access the Affiliate Dashboard

1. Once logged in, scroll to the bottom of the homepage
2. Click **“Affiliate Program”**  
(or go directly to: <https://www.cryptohopper.com/affiliate>)
3. Click **“Join Now”** or **“Become an Affiliate”**
4. Agree to the terms and submit your request

🎉 You're now part of the program! You'll be taken to your affiliate dashboard.

## Get Your Link & Start Promoting

### 🎯 Step 3: Copy Your Unique Referral Link

1. From your Affiliate Dashboard
2. Copy the referral link — it will look like this:  
<https://www.cryptohopper.com/?atid=38022>
3. You can also create **custom tracking links** for different campaigns

### 📢 Step 4: Share Your Link Everywhere

Promote on:

- 📱 Instagram, TikTok, Twitter/X
- ✉️ Email newsletters
- 💻 Blogs or YouTube videos
- 💬 Group chats or forums
- 📎 Add to your Linktree or bio link

### Sample Message

“Automate your crypto trades 24/7 with one of the top trading bots out there. Start free & upgrade later.

🔗 [Click Here](#) to sign up.”

## Track Referrals & Get Paid

### 📊 Step 5: Monitor Your Affiliate Earnings

- Login and go to **Affiliate Dashboard**
- See clicks, sign-ups, upgrades, and commission
- Use filters and export tools for advanced tracking

## **Step 6: Receive Payments**

- Monthly payouts on a fixed schedule
- Choose **PayPal** or **crypto** payout method
- Set your minimum payout amount
- Make sure your payment details are filled out properly

## **You're In!**

You're now ready to earn **passive affiliate income** by referring users to CryptoHopper — one of the most trusted platforms for automated crypto trading.

 [\*\*Click Here to Join CryptoHopper Now\*\*](#)