



GURU TEGH BAHADUR PUBLIC SCHOOL NORTHEX, MODEL TOWN



GRADE- 2

SESSION: 2025-26

The holiday season is a perfect time to reflect on blessings and take out ways to make life better for those around us". Art integration uses various art forms for experience-based learning of various concepts in different subject. 'The activities help in imbibing the Indian ethos through integration of Indian art and culture in the teaching and learning process and every level. It will help strengthen the connection between education and culture.'

We have brought interesting holidays homework to enable them to be developed as independent thinkers and learners. This Art integrated project will give an opportunity to the students to familiarize with culture, tradition and geography of the state '**LAKSHADWEEP**'

The objective of holiday's homework is to enable our young minds to work independently and also to improve their academic skills.

Few suggestions for Parents: -

1. Holidays are the time to have fun, socialize and be physically healthy at the same time. Let children have their mandatory play time with friends along with physical exercises.
2. Give them age-appropriate tasks which will aid them to be independent.
3. Inculcate the habit of Personal hygiene in your child which will further promote overall health.

4. Motivate them to read good books.

5. Complete all the pending work (if any) in all books and notebooks, of all subjects.

Wish you all a fun filled, safe and healthy holidays ahead!

GENERAL INSTRUCTIONS

1. Holidays homework carries marks and will be added in the internal assessment. Please ensure timely submission of Holidays Homework.
2. Originality of the work will be appreciated.
3. All the work will be assessed on the basis of neatness, creativity, accuracy and originality of ideas. Enhance your project by adding colourful pictures.
4. Reading is fun'. Inculcate the habit of reading in your child by reading a bedtime story to him/her daily vocabulary.
5. The project is compulsory for all.
6. Do the activities as instructed for each subject.
7. Date of submission will be intimated through SOFOS.
8. **TASK 1** - Art integrated work to be done in a punched file on A4 size sheets (one sided plain and one side ruled) for English, Hindi, Maths, Evs. Decorate the file to make it attractive.
9. **TASK 2** – Only one scrapbook to be maintained for all subjects. (English, Hindi, Maths, Evs, Punjabi, Gk, Computer)
10. **TASK 3** - Students will make only 1 model of any subject according to the initial letter of their names mentioned.

Names from Alphabets	Subject
A-E	English
F-J	Hindi
K-O	Punjabi
P-S	Maths
T-Z	Evs

We look forward to your cooperation.

HAPPY HOLIDAYS!!!!!!

ENGLISH

Task 1 -Art Integrated (To be done by all)

Give wings to your imagination and act like a “tourist guide” of Lakshadweep Island. Explore the web with the help of your parents and

find out any five attractive tourist destination of Lakshadweep island and prepare an attractive tourist guide .



Paste/draw a boy and girl in traditional Lakshadweep clothing.

- Use fabric scraps or paper clothes with patterns.
- Label with: “People wear light clothes. Men wear lungi. Women wear long dresses.”



Task 2- Scrap File (To be done by all)

Vocabulary Building -For this activity, create a colourful scrap file to build your English vocabulary.

Choose 8–10 new words, 3 on each page. For each word, include:

- The word
- Its meaning (in simple words)
- A picture (drawing or cut-out)
- A sentence using the word


Task 3

Names starting from A to E

Choose any one of the following:

1. Make a model on the topic "Punctuation" using your creativity and innovative ideas. Use the link given below -

<https://youtu.be/fT00QB6ZyJE?si=amRbHwnODAJYtcuM>



2. Make a model of Proper and Common noun using your creative ideas to enhance it.



3. Make a model to showcase-Nouns -names, places, animals and things .Use your creativity and innovative ideas to enhance it.



हिंदी

“ जैसी लिखी जाती है वैसी पढ़ी जाती है हिंदी भाषा की यह बात सबको भाती है।”

प्रथम कार्य (सभी को करना होगा)

कला आधारित कार्य (लक्षद्वीप द्वीप पर आधारित)

विषय: लक्षद्वीप की सैर – कला के साथ

एक कलात्मक फाइल बनाएं जो लक्षद्वीप द्वीप समूह की विविध नृत्य शैलियों (कोई पाँच) को उजागर करे और प्रत्येक नृत्य शैली (Dance forms) को तदनुसार लेबल करें।



द्वितीय कार्य: (सभी को करना होगा)

विषय: मेरी प्रिय ऋतु – वर्षा ऋतु

कार्य विवरण:

परिचय व चित्र कार्य

वर्षा ऋतु का एक सुन्दर दृश्य बनायें जिसमें आप निम्नलिखित को दर्शा सकते हैं-

- बादल, छाता, मेंढक, रेनकोट आदि।

वर्षा ऋतु का संक्षिप्त परिचय (4-5 पंक्तियों में) लिखें।

अनुसंधान कार्य

नीचे दिए गए भारत के राज्यों में वर्षा किस महीने में होती है, यह पता कीजिए।

इसके साथ यह भी लिखिए कि इनमें से किस राज्य में सबसे अधिक वर्षा होती है और किस राज्य में सबसे कम।

राज्यों की सूची:

1. केरल
2. राजस्थान
3. असम
4. महाराष्ट्र
5. तमिलनाडु
6. पंजाब
7. मेघालय
8. गुजरात


Students have to make beautiful dictionary of Punjabi mukta words and matras which has been done in class. I am sharing the link and picture for reference:

Video link: <https://youtu.be/GciOFyxENZk?si=M9o26oxd9dvOpi8>



OR




Students have to make a beautiful wall hanging of mukta words or matras done in class. You have to make only one wall hanging on any topic. I am sharing the picture for reference.



OR

Students have to make word puzzle of Punjabi words by given the help box. You can choose any topic. I am sharing the picture for reference.

ਹੇਠਾਂ ਵਿੱਚੋਂ ਸ਼ਰੀਰ ਦੇ ਅੰਗਾਂ ਦੇ ਨਾਂ ਲਭੋ :-

ਅਖਿ		ਪੇਟ	
ਦੰਦ		ਜੀਭ	
ਹੱਥ		ਅੰਗੂਠਾ	
ਨੱਕ		ਪੈਰ	
ਕੰਨ		ਬਾਂਹ	

ਅ	ਊ	ਬਾ	ਹ	ਟੀ	ਮੂ	ਲੀ	ਪੇ	ਟ
ਖ	ਮਾ	ਟ	ਰ	ਹਿ	ਕੰ	ਨ	ਜ	ਲ
ਰ	ਪੀ	ਦ	ਪੈ	ਰ	ਅ	ਦ	ਰ	ਅੰ
ਜੀ	ਭ	ਲ	ਰ	ਮ	ਲੁ	ਰਾ	ਬੀ	ਗੁ
ਫ	ਤ	ਚ	ਪਿ	ਦੰ	ਦ	ਫ	ਹ	ਠਾ
ਨ	ਕ	ਰ	ਤਾ	ਲੂ	ਚੀ	ਹ	ਥ	ਰਾ

Important Note: You have to attempt the worksheet of kanna di matra, Sihari di matra and Bihari di matra on school logo sheet. You can get it on SOFOS.

MATHEMATICS

“The only way to learn mathematics is to do mathematics”



Task 1 – Art Integrated File (to be done by all)



- Create a captivating artwork that showcases the Lakshadweep Islands, using an assortment of 2D and 3D shapes to bring your illustration to life.
- Make a count of 2D and 3D shapes drawn
- Write properties (sides, corners, faces).
- Estimate and draw the height of a coconut tree (in cm).

- Create a timetable: What do People do in Lakshadweep from morning to night?
- Draw clocks and show time (e.g., 8:00 – swimming, 1:00 – lunch ,fishing,hunting).
- Draw digital and analog clocks.

Task 2 - Scrap File (To be done by all)

Topic: *Number Journey Through Indian States*


“My Number Journey Through India” – draw/paste India map.

- Pick 5 states. Write the number of districts in each.
- Compare: Which states have the maximum and minimum number of districts?
- Write state names in alphabetical order.
- Add total number of districts from chosen states.
- Paste the pictures of state symbols (animals, birds) and write their names.
- Paste the pictures of 3D MONUMENTS found in those states.

Task 3 – Model (Names Starting from Alphabet P to S)

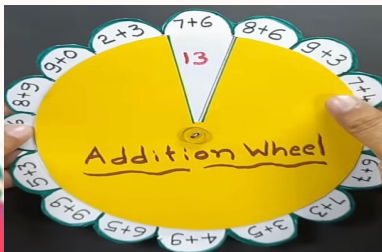
Choose any one of the following:

1. Abacus



https://youtube.com/shorts/S2ZtAZp6Y7s?si=h5_28We-jAXxlSIW

2. Addition wheel



<https://youtu.be/LSWnY93-Rjs?feature=shared>

3. Shape Robot



https://youtu.be/qn4nDHhENY?si=p6SCLMG51L_q3zab

Environmental Studies

TASK 1 - Art integrated project - Lakshadweep Island (To be done by all)

“My Dream Visit to Lakshadweep”

- Make a drawing or collage of Lakshadweep: beach, coconut trees, boats, and coral reefs.
- Paste a photo/drawing of yourself in the scene.
- Write 4–5 simple sentences:
“I am on the beach...” “I see fish in the sea...” “I drink coconut water...”



water...”

“Underwater Friends of Lakshadweep”

- Create an underwater ocean scene showing marine animals from Lakshadweep like coral, fish, turtles.
- Use sponge painting, origami fish, or thumb printing.
- Write:
“The coral reef is home to many sea animals.”



“My Five Senses in Lakshadweep

- Draw/Paste 5 pictures and decorate it beautifully:
- What I see (beach)
- What I hear (waves)
- What I smell (coconut)
- What I taste (fish curry)
- What I touch (shells)
- Write two lines for each.

Task 2 - Scrap file (To be done by all)

“Nature’s Colors” Scavenger Hunt

Go on a nature walk and collect or draw things in different colors:
Green leaf, yellow flower, brown bark, blue sky, etc.
Paste or draw and label them.

Dry the leaves of different trees or plants for 5-6 days, paste them and write their names.
(Example: Mango, Neem, Peepal)

☀ Weather Diary

Observe and draw/paste weather symbols for 10 days. Record the maximum and minimum temperature for 10 days.

Write: “Today is sunny/cloudy/rainy.”

Add a smiley or color based on how the weather made you feel!

Day and Night” Observation Chart

Make a 2-column page: Daytime and Nighttime.

Paste or draw things you see in each (Sun, Moon, Stars, Birds, Owls, etc.).

Write: “In the day I see...” and “At night I see...”

TASK 3- 3D Model making –(Names starting from T –Z)

Make a model on **any one** of the following topics -

Parts of a plant. Use the link given below :

<https://youtu.be/PgE7o2wYdho?si=wnEETqZAAqHrAWFF>

OR

Make a traffic light. Use the link given below:

<https://youtube.com/shorts/TReOI-o8ygQ?si=3-TiHw1txCRHgEPe>

OR

Healthy vs junk food. Use any one link given below :

<https://youtube.com/shorts/husfAmEW2dc?si=stXnIzVVbyUstDQv>
https://youtube.com/shorts/l_Kh5NfQgwY?si=wD4-uCR-T4xFjWWc
<https://youtu.be/bcmZ8x45eGE?si=D6epcSIsGJKKnyzI>

DIVINITY (To be done by all): Visit any historical gurudwara of Delhi and make a beautiful collage of your pictures.

GENERAL KNOWLEDGE (To be done by all)



Draw / paste 3 animals of each category (terrestrial, aquatic and aerial). Write one fact about each.



<https://youtu.be/8TiFu2mjEEA?feature=shared>

Do this work in scrap book.

COMPUTER (To be done by all)



- Prepare 4 flash cards of any popular robots of size 20cm X15cm apx
- Make a robot pencil stand using waste plastic bottles



ART (To be done by all)



Class 2A and 2B



Handmade craft <https://pin.it/53BhomH0C>

Class 2C, 2D and 2E.

Wall hanging <https://pin.it/4f8>