



**GURU TEGH BAHADUR PUBLIC SCHOOL**  
**HOLIDAY HOMEWORK (2025-2026)**

**CLASS – VI**



Dear parents,

For this summer vacation, we have planned assignments and activities to keep the children engaged and also to help them in channelizing their energies. Kindly help and guide your ward in completing his/her work and also exploring his/her creative self

**INSTRUCTIONS**

- \* The Holiday Homework is to be done in neat and tidy handwriting. Subject wise as per the given instructions.
  - \* Set a routine to do holiday homework as regular practice improves your learning and writing skills instead of forcing them to do their holiday homework at the eleventh hour.
  - \* Encourage your child to cultivate the reading habit because it not only enhances the knowledge acquired but also develops the vocabulary, language skills and improves spellings.
- Encourage your child to read newspaper, Textbook and current affairs to update himself/herself.
- \* Spend quality time with your child engaging him/her in activities based on enhancing his/her powers of observation and imagination.
  - \* Make sure that the Holiday Homework is to be done according to the given instructions and with neat and tidy handwriting.
  - \* Above mentioned guidelines will help your child to become a smart and an active learner

## ENGLISH

### LEARNING:

- ➡ Go through and learn all the chapters taught in Literature Unit-1.
- ➡ Review grammar and writing tasks; practice exercises to strengthen understanding and skills.

### ART INTEGRATED:

**Note:** To be done by all the students.

 **“Lakshadweep Through My Eyes” – An Illustrated Travel Journal**

 **Instructions:**

Create a travel journal (handmade) titled “Lakshadweep Through My Eyes”, imagining you are visiting the Lakshadweep Islands. Your journal must include:

#### 1. Cover Page

- Title: Lakshadweep Through My Eyes
- Your name and class
- A creative drawing or collage showing the islands (coconut trees, coral reefs, boats, etc.)



#### 2. Day-wise Travel Entries (Minimum 4 days)

for each day, include:

- A short paragraph (8–10 sentences) in English describing what you did, saw, ate, or learned on that day. Use adjectives and descriptive language to make it vivid. Include one drawing, map, or mini-craft per entry. (e.g., draw a beach scene, a traditional boat, a sea creature, etc.)

#### 3. Local Flavours (1 Page)

Write about local cuisine, and describe your favourite dish (real or imaginary) you “tasted.” Illustrate it! Compare the food of Lakshadweep with the food of Delhi.

## **HOLIDAYS HUNT:**

### **Theme: Magical Adventures with Harry Potter**

#### **Creative Presentation:**

*Read Harry Potter and the Philosopher's Stone.*

- Create a colourful folder using A4 sheets.
- Decorate it with Harry Potter-themed elements like wands, owls, or the Hogwarts castle.

#### **Tasks to Complete:**

##### **Group 1 (Names A-F): Summary**

- Write a 75-100 words summary of the story and mention main characters.

##### **Group 2 (Names G-M): Magical Vocabulary**

- Choose 10 adjectives from the book.
- Write the meaning, synonym, antonym, and create a sentence for each word.

##### **Group 3 (Names N-S): Book Cover Design**

- Design a book cover on A4 paper with title, author, and your own illustration.

##### **Group 4 (Names T-Z): Character Profile**

Choose one main character (e.g., Harry, Hermione, Ron, Dumbledore) and write a character profile including:

Description, Personality traits, Role in the story, Your favourite moment with the character

## **INNOVATION IN ACTION(MODEL):**

**Note:** To be done by the students with name A-D and attempt any one model out of these two.

#### **1. Phrasal Verb Interactive Board**

**How It Works:**

- Create an interactive board with pockets or magnetic cards.
- Each card contains a base verb (e.g., "go," "make," "take") and its corresponding phrasal verbs (e.g., "go on," "make up," "take off").
- Students can pull cards from each section to build sentences with the correct phrasal verb.
- The model can be rotated or flipped to show different verb forms in action.

**Visual Reference:**





OR

## 2. 🌸 Idioms Garden Model

How It Works:

- Create a garden with flower pots or cards, each representing an idiom.
- The plant's tag can have the idiom written on it, and students can open up the pot or card to reveal its meaning and use it in a sentence.
- The idioms could also be accompanied by fun drawings or visual interpretations of the phrases.

Visual Reference:



Image Source: [Pinterest - Idioms Garden](#)

## ✚ WRITING SKILLS:

### 📅 My Holiday Diary: A Week in My Words

✎ Instructions: Write a personal diary with 7 entries, each focusing on a different theme or experience. Each entry should have: A title, date, and 1 paragraph (6–8 sentences) reflecting your thoughts, feelings, and activities.

#### ❖ Suggested Entry Topics:

- A Day with My Best Friend
- When I Helped at Home
- A Funny Mistake I Made
- My Favourite Holiday Meal
- Book or Cartoon I Loved
- A Rainy Day Memory
- What I Missed About School

Decorate each page with simple doodles or stickers, and collect them in a colourful folder

## HINDI

### कलात्मक एकीकृत (Art Integrated)

#### विषय – दिल्ली और लक्षद्वीप: वेशभूषा एवं खानपान में विविधता

प्रिय विद्यार्थियों,

इस ग्रीष्मकालीन अवकाश में आपको भारत की दो भौगोलिक और सांस्कृतिक दृष्टि से भिन्न जगहों – दिल्ली और लक्षद्वीप – की वेशभूषा (पहनावा) तथा खानपान (खाद्य संस्कृति) का तुलनात्मक अध्ययन करना है।

आपको क्या करना है:

1. A3 साइज की शीट लें या चार्ट पेपर का प्रयोग करें। उसे दो बराबर भागों में विभाजित करें – एक भाग दिल्ली के लिए और दूसरा लक्षद्वीप के लिए।
2. दोनों क्षेत्रों की वेशभूषा से संबंधित 2-3 चित्र चिपकाएँ। उदाहरण:
3. खानपान से संबंधित 2-3 चित्र चिपकाएँ और नाम भी लिखें।
4. नीचे एक छोटा सा अनुच्छेद (4-5 पंक्तियाँ) लिखें, जिसमें यह बताया गया हो कि:



"भाषा, खानपान और वेशभूषा में विविधता होते हुए भी भारत एक है।"

#### विषय-आधारित अवकाश खोज (Holiday Hunt)


#### A – F नाम वाले विद्यार्थी

विषय: "हिंदी और जापानी भाषा – शब्द, लिपि और शैली में अंतर"

हिंदी और जापानी भाषा की तुलना करें। लिपियों, शब्दों, अभिव्यक्तियों और संस्कृति को एक A3 शीट पर चार्ट के रूप में प्रस्तुत करें



चित्र, झंडे और कुछ शब्दों के अर्थ अवश्य जोड़ें



G – M नाम वाले विद्यार्थी

विषय: “हिंदी और उर्दू के प्रसिद्ध साहित्यकार पर कार्ड बनाए – Pokémon Card Style”

प्रेमचंद, मंटो, निराला, गालिब, अमृता प्रीतम आदि पर कार्ड बनाएँ। कार्ड में चित्र, जन्म तिथि, प्रमुख रचनाएँ, शैली व "शक्ति स्तर" दिखाएँ रंगीन कार्ड A4/A3 शीट पर चिपकाएँ

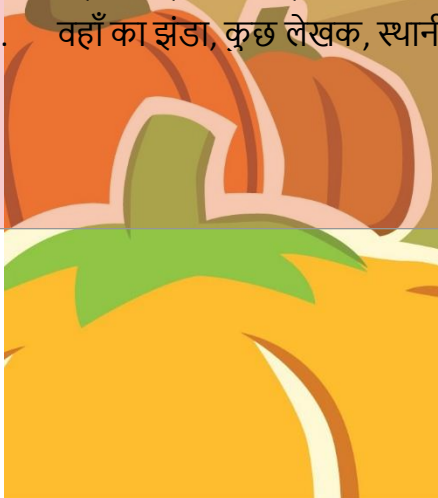


N – S नाम वाले विद्यार्थी।

विषय: विश्व के किसी देश को खोजें जहाँ हिंदी बोली जाती है (जैसे: मॉरीशस, फिजी)

उसका मानचित्र बनाएं और जानकारी दें:

- हिंदी कैसे पहुँची?
- वहाँ की हिंदी कैसी है?
- वहाँ का झंडा, कुछ लेखक, स्थानीय बोली आदि





## T – Z नाम वाले विद्यार्थी

1. एक कल्पनाशील हिंदी कहानी लिखनी है  
(जैसे: उड़ने वाला तोता, बोलने वाली पेंसिल, शब्दों का शहर, हँसने वाली नदी आदि)
2. कहानी में कम से कम 3-5 पात्र हों  
जैसे: मुख्य नायक (बच्चा/बच्ची), कोई जादुई चीज़, कोई खलनायक, और मददगार पात्र
3. कहानी की लंबाई: लगभग 150-200 शब्द
4. साथ ही, A3 शीट पर उस कहानी के कुछ मुख्य दृश्य या कॉमिक स्टाइल चित्र बनाएं  
हर चित्र में संवाद बबल्स या 1-2 पंक्तियाँ जोड़ें
5. कहानी में कम से कम 2 मुहावरे / लोकोक्तियाँ का प्रयोग रचनात्मक ढंग से करें

## परियोजना कार्य(दिए गए दोनों मॉडल में से कोई एक बनाएं।)

E से H तक के विद्यार्थियों को दिए गए दो मॉडल में से किसी एक मॉडल का निर्माण करना है।"

### मॉडल 1:-वर्ण चक्र

प्रिय विद्यार्थियों, आप सभी वर्ण चक्र पर एक आकर्षक एवं ज्ञानवर्धक मॉडल तैयार करें। इस मॉडल में स्वर, व्यंजन, तथा उनके उपविभागोंको सुस्पष्ट रूप से दर्शाया जाए।

प्रत्येक वर्ण की उच्चारण स्थान, उच्चारण विधि तथा वर्ग को उचित क्रम में चक्र के रूप में दर्शाएँ।  
मॉडल को इस प्रकार बनाएँ कि वह शिक्षाप्रद होने के साथ-साथ सौंदर्य की दृष्टि से भी आकर्षक लगे।

आवश्यकतानुसार रंगों एवं प्रतीकों का प्रयोग करें।

मॉडल निर्माण में सहायता हेतु आप नीचे दिए गए लिंक या पाठ्यपुस्तक की सहायता ले सकते हैं।

<https://youtu.be/SW7WieSbFn4?si=U9gUCDjgOuhAbOg>



### मॉडल 2:- शब्द भेद

प्रिय विद्यार्थियों, आप सभी शब्द भेद पर एक सुंदर एवं सूचनापूर्ण मॉडल तैयार करें। इस मॉडल में शब्द के सभी प्रमुख रूपों – संज्ञा, सर्वनाम, विशेषण, क्रिया, क्रियाविशेषण आदि को शामिल करना अनिवार्य है।

मॉडल को रोचक, रचनात्मक एवं स्पष्ट रूप से प्रस्तुत करें, जिससे प्रत्येक शब्द-भेद की विशेषताएँ आसानी से समझ में आएँ।  
मॉडल निर्माण में सहायता के लिए आप नीचे दिए गए लिंक का उपयोग कर सकते हैं।



## PUNJABI

### ❖ LEARNING :-

- ਜਮਾਤ ਵਿੱਚ ਕਰਾਏ ਗਏ ਕੰਮ ਨੂੰ ਯਾਦ ਕਰੋ :-
- ਪੰਜਾਬੀ ਪਾਠ ਪੁਸਤਕ ਨੂਰ :-  
ਪਾਠ 1- ਸੋਹਣੇ ਬਚਪਨ ਦੇ ਦਿਨ ਚਾਰ , ਪਾਠ 2 - ਸੋਨੇ ਦਾ ਰੁੱਖ , ਪਾਠ 3 - ਧਰਤੀ ਦਾ ਸਵਰਗ:ਕਸ਼ਮੀਰ
- ਪੰਜਾਬੀ ਵਿਆਕਰਨ ਨੂਰ :-  
ਪਾਠ 1 - ਬੋਲੀ ਅਤੇ ਵਿਆਕਰਨ , ਪਾਠ 2 - ਅੱਖਰ ਬੋਧ ਅਤੇ ਵਰਨਮਾਲਾ , ਪਾਠ 3 - ਲਗਾਂ ਅਤੇ ਲਗਾਖਰ
- ਪੰਜਾਬੀ ਵਰਨਮਾਲਾ ਦਾ ਅਭਿਆਸ ਕਰੋ |

### ❖ HOLIDAY HUNT:- BE CREATIVE :-

- Do the work according to your alphabet mentioned with topic.
  - Draw and color the pictures according to the content.
  - Do the work according to the instructions given with topic.
- Use your own creative ideas to do the work

### ❖ Topic-

#### Name Starting from A-G :-

A3 ਸ਼ੀਟ ਵਿੱਚ ਤਸਵੀਰਾਂ ਰਾਹੀਂ ਵਚਨ ਬਦਲੇਬਿਆਨ ਕਰੋ।

ਵਚਨ ਬਦਲੋ (ਮਿਲਾਨ ਕਰੋ) Change the Number			
ਸਬਜੀ		ਕਲਮਾਂ	
ਸੋਟੀ		ਕਾਰਾਂ	
ਕਲਮ		ਕਿੱਲਾਂ	
ਕਾਂ		ਸੋਟੀਆਂ	
ਕਾਰ		ਸਬਜੀਆਂ	
ਕਿੱਲ		ਕਾਵਾਂ	

#### • Name Starting from H-N :-

ਦੀਵਾਲੀ ਦੇ ਰਾਤਿ ਦੀਵੇ ਬਾਲੀਅਨਿ | ਵਿਦਿਆਰਥੀ ਆਪਣੇ ਹੱਥਾਂ ਨਾਲ ਦੀਵੇ ਬਨਾਉਣਗੇ |





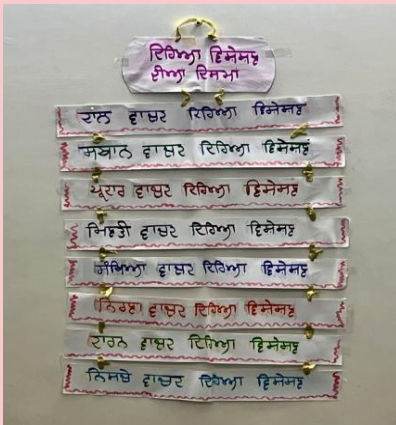
- **Name Starting from O-T :-**

ਤਸਵੀਰਾਂ ਦਾ ਪੇੜ (ਆਪਣੇ ਦੋਸਤਾਂ ਨਾਲ ਤਸਵੀਰਾਂ ਖਿੱਚ ਕੇ ਪੇੜ ਤੇ ਲਗਾਓ ।



- **Name Starting from U-Z :-**

ਬੱਚੇ ਕਿਰਿਆ ਵਿਸ਼ੇਸ਼ਣ (ADVERB) ਦਾ ਲੱਟਕਣ ਬਨਾਉਣਗੇ ।



- **BE CREATIVE (MODEL):-**

• ਜਿੰਨਾ ਵਿਦਿਆਰਥੀਆਂ ਦੇ ਨਾਂ ਦੇ ਸ਼ੁਰਵਾਤੀ ਅੱਖਰ (I-L) ਹਨ, ਉਹ ਦਿੱਤੇ ਗਏ ਮਾਡਲ ਵਿੱਚੋਂ ਕਿੱਸੇ ਇਕਵਿਸ਼ੇ ਤੇ ਮਾਡਲ ਬਣਾਓ ।

1. ਖਿੱਚੋ ਖੁੰਡੀ (HOCKY GROUND) ਉੱਤੇ 3D ਮਾਡਲ

<https://youtu.be/01IxRNYqj20?si=yysIh-y-ID2aLSc>



ਜੰਗਲ(FOREST)ਦਾ ਦ੍ਰਿਸ਼ ਦਿਖਾਉਂਦੇ ਹੋਏ 3D ਮਾਡਲ

[https://youtu.be/\\_gDZshzhbiY?si=GVW8g-XrbrzPxe2](https://youtu.be/_gDZshzhbiY?si=GVW8g-XrbrzPxe2)



## MATHEMATIS

### ART INTEGRATED

Note: To be done by all the studens.

Make a colourful and creative three fold brochure on comparison between Delhi and Lakshadweep island.

Material: Heavy weight paper or cardboard (30cm x 15 cm)

Format: Single sheet folded into three sections results in six panels.

(three parts on each side) by using following key points:

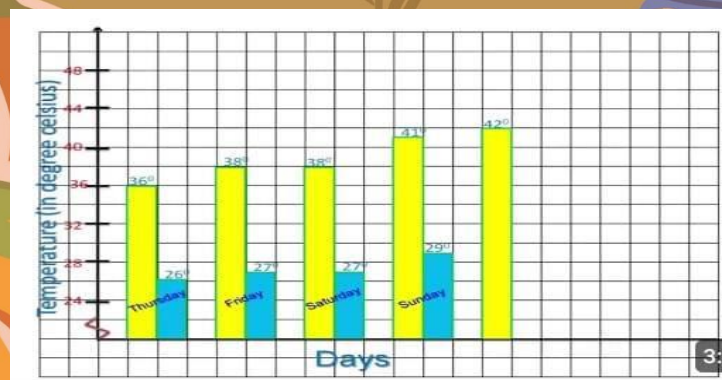
- Brief description of comparison between Delhi and Lahshdweep island and its overview using pictures (like area, culture, food, dances, festivals).
- Compare population of Lakshadweep and Delhi of years 2001, 2011 and 2021 and represent it using pictograph.
- Compare male and female population using double bar graph of three decades: 2001, 2011, 2021
- Compare Literacy rate: Write information about total literacy rate, male literacy rate and female literacy rate and represent it using triple bar graph of three different colours.



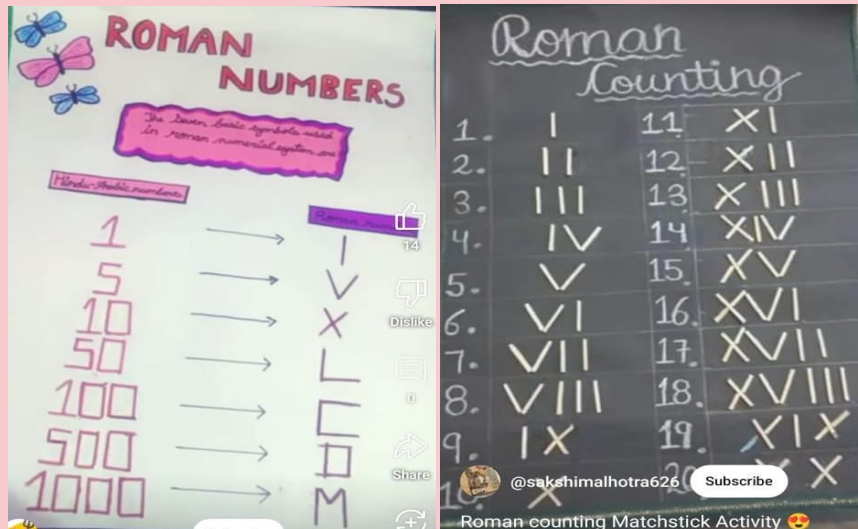
### HOLIDAY HUNT:

**NOTE:** To be done as per the first alphabet of your name.

- (A to F) Calculate maximum and minimum temperature for the first week of June and represent it using double bar graph.



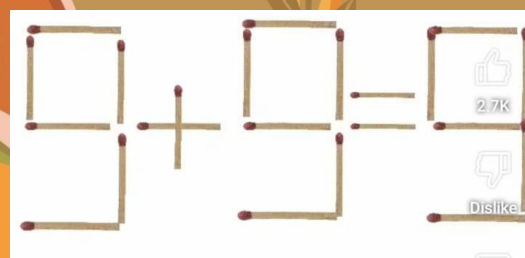
- .( G to L ) On ivory sheet, Write seven symbols of roman numerals using match sticks. Write roman numerals from 1 to 20



- ( M to R ) Using origami sheet, make:  
One 3 D pyramid  
One magic cube



- ( S to Z ) Show your creativity and make your own maths game or puzzle using ice cream sticks or any other material. Use cardboard for base.  
(For example: how to make an equation correct by moving one stick in given equation)





## INNOVATION IN ACTION (Model making):

\*M to P (to be done according to first alphabet of the name)

- Make a working model of “fraction”:



OR

- Make a “ MATHEMATICS CITY” using different 2D and 3D shapes.



## SCIENCE

### ART INTEGRATED

Note: To be done by all the students



- Attempt these actions on colourful A4 size sheets

What if Delhi had the same climate as Lakshadweep — how would life change?" and What can Delhi learn from Lakshadweep about saving water?"

➤ WATER SOURCES

How do people get drinking water in Lakshadweep vs. Delhi?

Make a comic strip representing a story showing the water journey in both places — rainwater harvesting in Lakshadweep vs. river/tap water in Delhi.

➤ BIODIVERSITY

Which types of plants and animals are found in Lakshadweep but not in Delhi, and why?

Draw a “split landscape” — one half showing Lakshadweep’s marine life, the other showing Delhi’s land animals and trees.





## HOLIDAY HUNT:

Group 1(Names A-F) will attempt Question 1

Group 2(Names G-M) will attempt Question 2

Group 3(Names N-S) will attempt Question 3

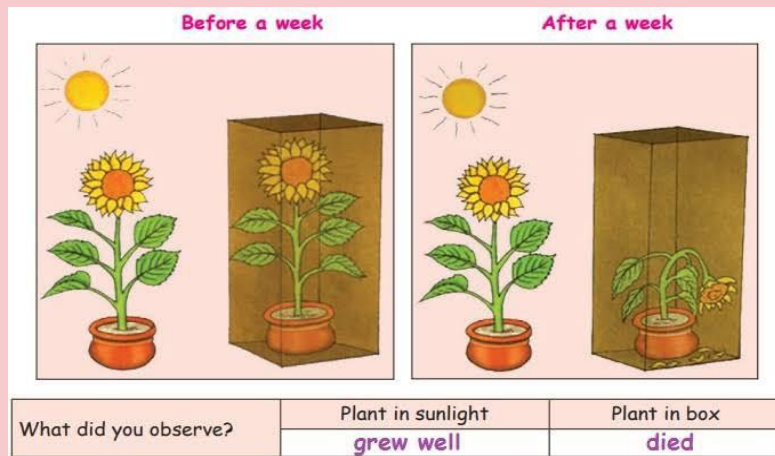
Group 4(Names T-Z) will attempt Question 4

### Q1 Home Experiment Report

**Do Plants Need Light to Grow?"**

Keep one plant in sunlight and one in the dark. Observe and record changes for a week.

Make observation table according to per day and write your experience with complete observation. Also click the pictures of yourself with the plant and paste on coloured A4 size sheet and your own creativity.



### Q2. Nature Observation Activity

**Save Earth – Say No to Plastic"**

Use newspaper clippings, drawings, or magazine cut-outs which represent the harmful effects of plastic on earth.

Make a collage of on A4 size sheet . Also write some explained real life examples of harmful effects of plastic and include 5 ways to reduce plastic use at home and paste your own pics while doing this task.

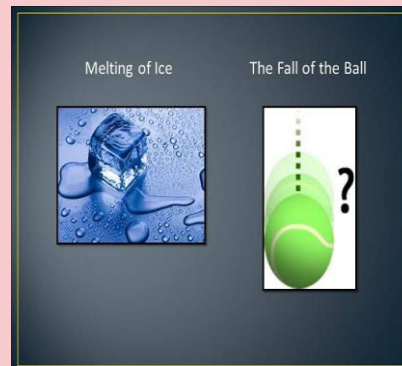
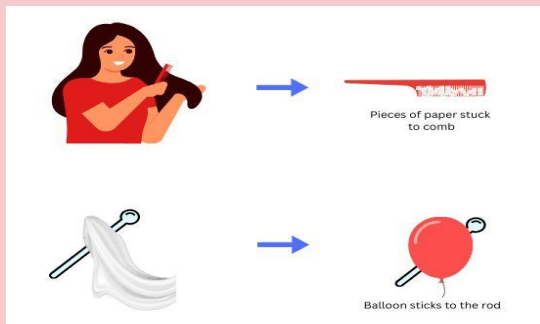




### Q3. Science diary

**One Scientific Thing I Observed Each Day”**



**Observe the scientific things happening around you and Write any 5 short entry daily (e.g., rainbow formation, melting ice, soap bubbles, etc.). as per your daily observation on A4 size sheet and curiosity. Also paste the pictures of your observations. This will encourage your observation skills and fill you with motivation.**



### Q4. Science magic riddle book

**Write 5 science riddles or puzzles based on topics you’ve learned (like planets, animals, or energy).**

**Creative Part: Make a mini booklet with drawings and colorful covers.**



## **MODEL MAKING**

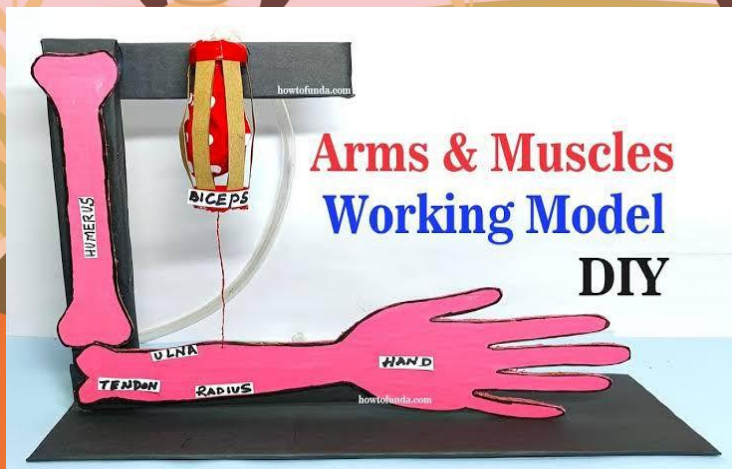
**Names starting from Q- T make any one model out of the given models**

- Q1. Make a 3D model of different parts of flower**  
**Concept: Sepals, petals, stamens, pistil (carpel)**  
**Make a large 3D flower using colored chart paper or foam.**  
**Clearly mark all parts of flower with small flags or stickers.**  
**Follow the link attached: <https://youtu.be/fXszFjMTFcU?si=j9XDcardA8UV-QJV>**



**OR**

- Q2. Design and create a working model to demonstrate how the muscles and bones in the human arm work together to produce movement. Explain how muscles contract and relax to move the arm.**  
**Follow the link attached: [https://youtu.be/CX268zEhrKs?si=yGKeOmv\\_F\\_jrp088](https://youtu.be/CX268zEhrKs?si=yGKeOmv_F_jrp088)**



## SOCIAL SCIENCE

**LEARNING** Learn all the work done of:-

Geography: Chapter 1

History: Chapter 4

Civics: Chapter 8


**ART INTERGRATION** (to be done by all) **COMPARATIVE STUDY:**

Lakshadweep and Delhi are diverse regions of India, each with its own unique geographical features, agricultural practices, economic development, culture & traditions, environmental issues, etc. How does the unique geographical and social context of Lakshadweep, as an island, differs from the densely populated and urbanized setting of Delhi. What are the implications of these differences for their respective development, environmental challenges, food habits and cultures. Do this comparative study on A3 size colorful sheets, also draw a map of India on an A3 size sheet locate the union territories; Lakshadweep and Delhi.

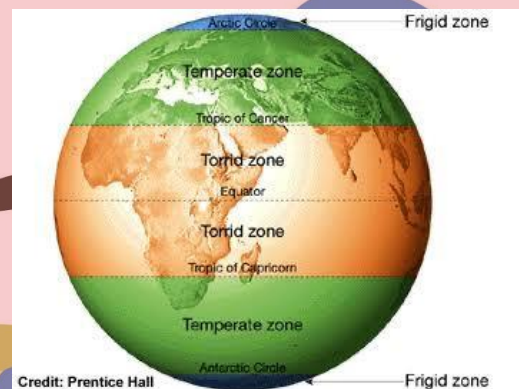





**Subject Oriented (HOLIDAYS HUNT) Names starting from A-F:** Over a period of time we have seen various changes that have occurred in our country India. We came to know about these changes through various sources providing us with the information about the past. One such source that helps us to know about the past is Monuments. Take a VISIT to any Historical Monument of your choice, and prepare a brochure with the help of pictures and also write down your studies about that particular site. Make the brochure creative and attractive.



**Names starting from G-M:** Our Earth is divided into three climatic zones i.e. Torrid, Temperate and Frigid zone. India is a country that lies in the two zones ( torrid and temperate zone ). Find three more such countries That lies in both the zones just like India and write about them briefly on A4 size sheets and paste pictures related to them.





**Names starting from N-S:** India, with its diverse population and cultures, is often cited as an example of a nation embracing diversity. Different regions have unique languages, religions, customs, and traditions. List down the diverse languages and religions that are found in India on A4 size sheets, also mark them on the map of India. Make use of drawings or pictures related to the same.





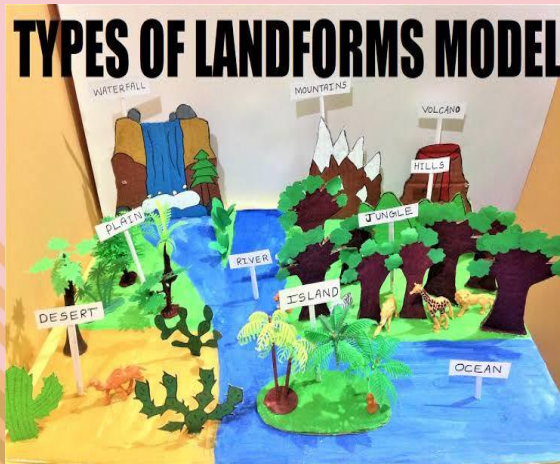
Names starting from T-Z: History helps us study about the past and past events that's has occurred over a period of time. Choose any historical event from the past that excites you the most, write a REPORT on a A4 size colourful sheets about it and make use of pictures to support your study or findings. Watch a documentary or youtube videos or collect information about the through books/magazines. For example: Beginning of Indian Civilization OR India's cultural roots



## INNOVATION IN ACTION

Names starting from U- Z make any one model out of the given models

1. Make a 3D model on Types of Landforms

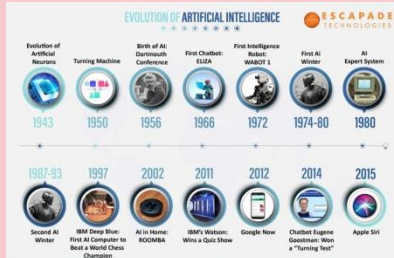


2. Represent the Life of Ancient Humans



## COMPUTER

Create a “Timeline of AI” — decorate a strip with milestones of AI development (with drawings/icons). Show your creativity



- Create a model of any one robot. Take help from Ch-10 Types of robots

<https://youtube.com/shorts/LP4TYF3gOr8?si=2ssLb6K8szTIriZn>

## GENERAL KNOWLEDGE

- As part of your holiday homework for GK, you are required to create a handmade folder. Use your creativity to design and decorate it beautifully. This folder will be used to keep your worksheets and assignments, so make sure it is both neat and durable.



- Research-Based Task:  
Choose any one Indian state and make a one-page fact sheet including the following:
  - Capital, language, and famous landmarks
  - Important festivals and traditional food
  - One famous personality from that state
  - Any unique cultural or environmental fact

You may include pictures and should keep your work neat and colorful.

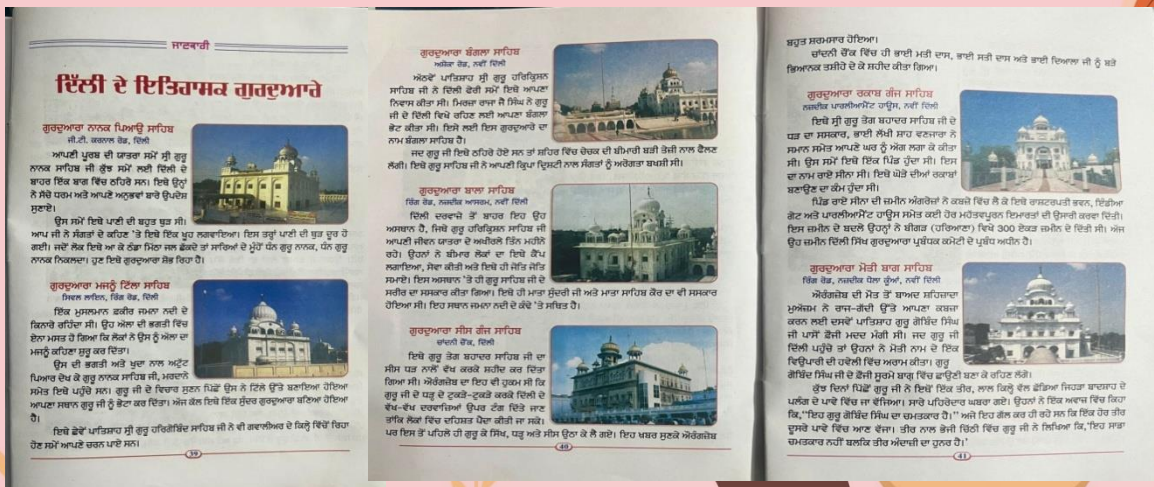


## Note-

- Draw and color the pictures according to the content.
  - Do the work according to the instructions given with topic.
- Use your own creative ideas to do the work

## Topic-

ਵਿਦਿਆਰਥੀ ਆਪਣੀ ਸਮਝ ਅਤੇ ਰਚਨਾਤਮਕ ਗਿਆਨ ਨਾਲ ਦਿੱਲੀ ਦੇ ਦਸ ਇਤਿਹਾਸਿਕ ਗੁਰਦਵਾਰੇ ਉੱਤੇ ਸਕੈਚਪ ਫ਼ਾਈਲ ਬਨਾਉਣਗੇ।



## ART AND CRAFT

- Class 6th A and B  
Wall hanging craft using paper cup

Follow the link attached :

<https://youtube.com/watch?v=EsdDdISswDA&si=z3AvZHS9vZOM8qkY>



- Class 6th C and D  
Lippan art

Follow the link attached

[https://youtube.com/shorts/gu7LOW5Zlpl?si=J9tivZ1wX6DE2\\_f8](https://youtube.com/shorts/gu7LOW5Zlpl?si=J9tivZ1wX6DE2_f8)

