

GURU TEGH BAHADUR PUBLIC SCHOOL

Model town, northex new delhi-110009

GRADE-VIII

HOLIDAYS HOMEWORK



ENGLISH

LEARNING:

- ➔ Go through and learn all the chapters taught in Literature Unit-1.
- ➔ Review grammar and writing tasks; practice exercises to strengthen understanding and skills.

ART INTEGRATED:

To explore and creatively express the culture, language, and lifestyle of Lakshadweep through the lens of English writing, storytelling, and artistic design.

Project Title:

“Echoes from Lakshadweep – Words that Travel with the Waves”

Project Guidelines: You will create a 2-page illustrated English project on Lakshadweep, blending writing and art.

A. Creative Writing Piece

Write a **short fictional story (100–120 words)** based in Lakshadweep.

Your story should include:

- An island setting
- A local character (e.g., fisherman, child, or sailor)
- A cultural element (language, music, or festival)

A. Vocabulary Box

Pick **5 interesting words** from your story and:

- Write their meanings
- Use each in a new sentence

Page 2: Artistic Representation

A. Visual Theme Design

Draw or collage a scene from your story:

- The island coast, traditional boats, marine life, or a storytelling scene.



B. Quote Art

Choose or create a meaningful quote (in English) that reflects island life or storytelling.

Holiday Hunt on an English Author:

Explore the life and works of a famous English author in a fun and creative way, themed around a holiday!

Instructions:

1. Choose an English Author

Pick one English author from the list below (or choose your own):

- William Shakespeare, Charles Dickens, Jane Austen, J.K. Rowling, Roald Dahl, Agatha Christie

2. Holiday Theme

Pick a holiday (e.g., Christmas, Halloween, Diwali, Easter, New Year's, etc.) to guide your project's style and creativity.

3. Research (Answer These Questions):

- When and where was the author born?
- What are their most famous books or plays?
- One interesting or surprising fact about their life.

4. Creative Task – Pick One:

Choose one of the following to complete:

- Design a holiday greeting card from the author's point of view.
- Create a holiday book cover for one of their famous books (include title, author, illustration, and a holiday twist).

• ENGLISH WORKING MODEL:

• **Topic:** *Tenses – Present, Past, and Future*

📏 made on A3 or chart paper (for background/base)



•✂ Inside the Envelopes:

Insert 3–4 slips in each envelope with the following:

- Verb form (e.g., **play, played, will play**)
- One example sentence for each tense
 - *I play football.* (Present)
 - *I played football.* (Past)
 - *I will play football.* (Future)

OR

2. 🌸 "Adjective Garden – Blooming with Description"

⚙ How It Works:

- Each card shows a type of adjective.
- Behind or under each card, you can optionally attach a flap or sticky note with:

Students can quiz each other or identify adjectives based on examples.

📁 Writing Skills Project: “Young Journalist Diaries”

Theme: News Reporter for a Week

Format: Creative & Informative Writing

📁 Project Overview:

Step into the shoes of a **young journalist** and report five unique stories from different walks of life. You will write short, well-structured news reports (120–150 words each) using a mix of imagination and real-life observation.

Each report must include:

- A **catchy headline**
- **Byline** (e.g., **By [Your Name], Student Correspondent**)
- **Location & Date**
- A **clear and engaging news paragraph** (What, When, Where, Who, Why, How)

📁 News Assignments:

1. Campus Chronicles:

Report on a real or imagined school event such as a festival, competition, student protest, or sports match.

2. Voices of the Community:

Cover a local story—an inspiring act of kindness, a neighbourhood event, or a problem faced by your area.

• **NOTE: English model will be prepared by Roll numbers 1 to 7 on any of the above.**



HINDI

हिंदी विषय – कलात्मक एकीकृत परियोजना (Art Integrated Project)

विषय: लक्षद्वीप और दिल्ली की विविध पारंपरिक पोशाकों का विवरण

प्रिय विद्यार्थियों,

भारतवर्ष विविधताओं से भरा एक अनुपम देश है, जहाँ हर राज्य, हर क्षेत्र की अपनी अलग सांस्कृतिक पहचान है।

इन पहचानों में सबसे प्रभावशाली होती है वहाँ की पारंपरिक वेशभूषा — जो न केवल हमारे रहन-सहन का प्रतीक होती है, बल्कि हमारे इतिहास, परंपराओं और जीवनशैली की झलक भी प्रस्तुत करती है।

इसी भावनात्मक और सांस्कृतिक दृष्टिकोण को ध्यान में रखते हुए, इस बार हिंदी विषय के अंतर्गत कलात्मक एकीकृत परियोजना (Art Integrated Project) तैयार कीजिए।

परियोजना के दिशा-निर्देश निम्नलिखित हैं:

1. परियोजना को आप एक सुंदर स्क्रेप फाइल या ब्रोशर (brochure) के रूप में प्रस्तुत करें।
2. लक्षद्वीप और दिल्ली की पारंपरिक पोशाकों का संक्षिप्त परंतु सटीक विवरण दें – जैसे उनकी बनावट, रंग, उपयोग, सांस्कृतिक महत्व आदि।
3. पोशाकों को आप दो तरीकों से प्रस्तुत कर सकते हैं:
 - हैंडमेड पोशाक – स्वनिर्मित पोशाक के नमूने
 - रंगीन चित्र (Coloured Photos) – पत्रिकाओं, इंटरनेट या अन्य माध्यमों से प्राप्त चित्रों का प्रयोग कर सकते हैं।
4. भाषा शुद्ध, सरल और सुसंगत होनी चाहिए।
5. कलात्मक सजावट, सुंदर लेखन और रचनात्मकता को प्रोत्साहित किया जाएगा।



हिंदी विषय – ग्रीष्मकालीन अवकाश गृहकार्य

विषय: क्रिया, संज्ञा और विशेषण आदि पर आधारित शैक्षिक मॉडल निर्माण

प्रिय विद्यार्थियों,

1. गर्मी की छुट्टियाँ एक ऐसा समय होती हैं जब आप अपने ज्ञान को रचनात्मक रूप से व्यक्त कर सकते हैं।

इस बार आपके लिए एक विशेष अवसर है हिंदी व्याकरण को समझने और प्रस्तुत करने का – “क्रिया, संज्ञा और विशेषण आदि पर आधारित एक आकर्षक मॉडल तैयार करने का। मॉडल को रंग-बिरंगा, साफ-सुथरा और कलात्मक बनाएं। आप इस विषय को बेहतर समझने के लिए निम्नलिखित यूट्यूब वीडियो को देखें:

<https://youtu.be/9BAgs3CUrLE>

2. जिसे अब तक ना समझे

वो कहानी हूँ मैं, मुझे बर्बाद मत करो पानी हूँ मैं पानी हमारे अस्तित्व के लिए आवश्यक है। यह हमारे शरीर, पौधों और जानवरों को जीवित रहने के लिए आवश्यक है। दुनिया में फैल रहे प्रदूषण जल को दिखाते हुए एक सुंदर मॉडल तैयार कीजिए। अपनी विषय को बेहतर बनाने के लिए दिए गए यूट्यूब लिंक को देखें।

<https://www.youtube.com/watch?v=QsFCd1T9czE>

NOTE: Hindi model will be prepared by Roll numbers 8 to 14 on the above topics.

PUNJABI

ART INTEGRATED PROJECT

- * ਵਿਸ਼ਾ : ਲਕਸ਼ਦੀਪ ਅਤੇ ਦਿੱਲੀ ਦੀ ਵਿਵਿਧ ਪਰੰਪਰਿਕ ਪੇਸ਼ਾਕਾਂ ਦਾ ਵਿਵਰਣ

ਭਾਰਤ ਇੱਕ ਵਿਲੱਖਣਤਾ ਨਾਲ ਭਰਿਆ ਸੁੰਦਰ ਦੇਸ਼ ਹੈ ਜਿਥੇ ਹਰ ਰਾਜ ਹਰ ਖੇਤਰ ਦੀ ਆਪਣੀ ਇੱਕ ਵੱਖਰੀ ਸੰਸਕ੍ਰਿਤੀ ਅਤੇ ਇੱਕ ਵਿਲੱਖਣ ਪਹਿਚਾਣ ਹੈ। ਇਨ੍ਹਾਂ ਪਹਿਚਾਣਾਂ ਵਿਚੋਂ ਸਭ ਤੋਂ ਪ੍ਰਭਾਵਸ਼ਾਲੀ ਕਿਸੇ ਵੀ ਰਾਜ ਦੀ ਪਰੰਪਰਿਕ ਵੇਸ਼-ਭੂਸ਼ਾ ਜਾਂ ਪਹਿਰਾਵਾ ਹੁੰਦਾ ਹੈ। ਇਹ ਵੇਸ਼-ਭੂਸ਼ਾ ਨਾ ਸਾਡੇ ਕੰਵਲ ਰਹਿਣ-ਸਹਿਣ ਦਾ ਪ੍ਰਤੀਕ ਹੁੰਦੀ ਹੈ ਬਲਕਿ ਸਾਡੇ ਇਤਿਹਾਸ, ਪਰੰਪਰਾ ਅਤੇ ਜੀਵਨ ਝਲਕ ਵੀ ਪੇਸ਼ ਕਰਦੀ ਹੈ। ਇਸੇ ਭਾਵਨਾ ਤੇ ਦ੍ਰਿਸ਼ਟੀਕੋਣ ਨੂੰ ਧਿਆਨ ਵਿੱਚ ਰੱਖਦੇ ਹੋਏ ਇਸ ਵਾਰ ਪੰਜਾਬੀ ਵਿਸ਼ੇ ਦੇ ਅੰਤਰਗਤ ਪਰਿਯੋਜਨਾ ਤਿਆਰ ਕਰੋ।

ਨਿਰਦੇਸ਼ :

- * ਪਰਿਯੋਜਨਾ ਸੁੰਦਰ ਸਕ੍ਰੈੱਪ ਫਾਈਲ ਜਾਂ ਬਰੋਸ਼ਰ ਦੇ ਰੂਪ ਵਿੱਚ ਤਿਆਰ ਕਰੋ।
 - * ਲਕਸ਼ਦੀਪ ਅਤੇ ਦਿੱਲੀ ਦੀਆਂ ਪਰੰਪਰਿਕ ਪੇਸ਼ਾਕਾਂ ਦਾ ਵਰਣਨ ਕਰੋ ਜਿਵੇਂ ਪੇਸ਼ਾਕਾਂ ਦੇ ਰੰਗ, ਬਨਾਵਟ, ਸੰਸਕ੍ਰਿਤਿਕ ਮਹੱਤਵ ਆਦਿ।
 - * ਪੇਸ਼ਾਕਾਂ ਵੱਖ-ਵੱਖ ਢੰਗਾਂ ਦੀਆਂ ਪੇਸ਼ ਕਰ ਸਕਦੇ ਹੋ, ਬਰੈਂਡਿਡ - ਸਵੈ ਨਿਰਮਿਤ
 - * ਭਾਸ਼ਾ ਸਰਲ ਤੇ ਸਪਸ਼ਟ ਹੋਵੇ।
 - * ਪਰਿਯੋਜਨਾ ਕਲਾਤਮਕ ਸਜਾਵਟ, ਸੁੰਦਰ ਲੇਖਨ ਅਤੇ ਆਕਰਸ਼ਿਤ ਹੋਵੇ।
- * * *
- * ਪੜ੍ਹਾਏ ਗਏ ਪੰਜਾਬੀ ਪਾਠ ਪੁਸਤਕ ਦੇ ਪਾਠ 1, 2 ਤੇ 3 ਅਤੇ ਪੰਜਾਬੀ ਵਿਆਕਰਨ ਦੇ ਪਾਠ 1, 2, 3 ਤੇ 5 ਯਾਦ ਕਰੋ।
 - * ਪੰਜਾਬੀ ਪਾਠ ਪੁਸਤਕ ਵਿਚੋਂ 50 ਅੱਖੇ ਸ਼ਬਦ ਲੱਭ ਕੇ ਸ਼ਬਦ ਕੋਸ਼ (ਪੰਜਾਬੀ ਸ਼ਬਦ ਕੋਸ਼) ਤਿਆਰ ਕਰੋ।
 - * ਅੰਗਰੇਜ਼ੀ ਅਤੇ ਹਿੰਦੀ ਦੀ ਅਖ਼ਬਾਰ ਵਿਚੋਂ ਰੋਜ਼ ਦੇ-ਦੇ ਖ਼ਬਰਾਂ ਲਿਖ ਕੇ ਉਨ੍ਹਾਂ ਨੂੰ ਪੰਜਾਬੀ ਵਿੱਚ ਅਨੁਵਾਦਿਤ ਕਰੋ (ਇਹ ਕੰਮ ਸੁੰਦਰ ਸਕ੍ਰੈੱਪ ਫਾਈਲ 'ਤੇ ਕਰੋ ਅਤੇ ਸਕ੍ਰੈੱਪ ਫਾਈਲ ਨੂੰ ਸੁੰਦਰ ਢੰਗ ਨਾਲ ਸਜਾਓ।
 - * ਪੰਜਾਬੀ ਪ੍ਰੋਜੈਕਟ -
 - * ਬਲਿਹਾਰੀ ਕੁਦਰਤ ਪਾਠ ਦੇ ਅਧਾਰ 'ਤੇ ਇੱਕ ਗਮਲੇ ਵਿੱਚ ਸੁੰਦਰ ਪੌਧਾ ਲਗਾ ਕੇ ਉਸ 'ਤੇ ਘਰ ਵਿੱਚ ਪਏ ਵਾਧੂ ਸਮਾਨ ਤੋਂ ਸੁੰਦਰ ਪੰਛੀ ਨੂੰ ਬਿਠਾ ਕੇ ਪ੍ਰੋਜੈਕਟ ਤਿਆਰ ਕਰੋ।
 - * ਪੰਜਾਬ ਦੇ ਪਿੰਡ ਦਾ ਇੱਕ ਸੁੰਦਰ ਮਾਡਲ ਤਿਆਰ ਕਰੋ।



NOTE: Punjabi model will be prepared by Roll numbers 15 to 21 on any of the above topic.

FRENCH

Q.1 ART INTEGRATION : Storyboard/Comic Strip: "A Journey from Lakshadweep to Delhi"

Task: Draw a comic strip showing a fictional character visiting from Lakshadweep to Delhi, experiencing the culture shock and beauty.

Skills Used: Art, storytelling, imagination

Q.2 Author Profile Research : ask: Research a famous French author (like Victor Hugo, Molière, Voltaire, Jules Verne) and create a visually appealing 3D Wind hanging bell including:

- * Biography
- * Key works
- * Famous quotes
- * Their impact on French literature



Q.3 WRITING SKILLS : “Present your Answer on A4 size sheet”

✿ Écris une lettre à ton ami (e) pour lui raconter ton voyage en France. Parle des endroits que tu as visités, de la nourriture que tu as goûtée et de ce que tu as préféré.

("Write a letter to your friend describing your travel experience in France.

Mention the places you visited, the food you tried, and what you enjoyed the most.")



Q4. FRENCH WORKING MODEL

As part of your French holiday homework, you are invited to combine creativity with culture by building a live model of the TGV (Train à Grande Vitesse) –France's iconic high-speed train!

Instructions:

- Create a live/working model of the TGV using materials such as cardboard, paper, recycled items, or small motors (if desired).
- Label key parts in French (e.g., locomotive, wagon, fenêtre, porte).
- Accompany your model with a short oral or written presentation in French (5–6 sentences) about the TGV – its speed, where it runs, and why it's important in France.

NOTE: French model will be prepared by Roll numbers 22 to 28 on above topic.

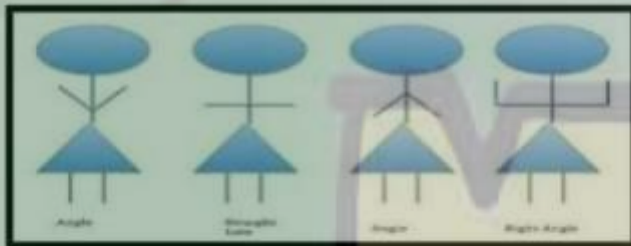
MATHEMATICS

Q 1. ART INTEGRATED

You have to use different angles from the culture or architectural design from Lakshadweep Island and draw it on A3 size sheet and compare it with the Delhi culture or architectural design.

For Example - Dance form of Lakshadweep Island and Delhi.

Reference example:



Note: Make 3-D structures of above activity using clay, wooden sticks etc. or you can use colourfull pictures of the dances and mark angles on it.

Use A3 size sheet, divide it into 2 parts , on first half represent Lakshadweep and on other half represent Delhi

Q 2. PROJECT



Topic – Budget Planning for a Family

- Concepts: Percentages, ratio, simple interest
 - Idea : Create a monthly budget for a family of four include income, expenses (eg- food, rent,transport,etc.) and savings.
 - Also, show how savings grow with simple interest over time.
- Make a brochure on “Budget Planning for a Family”.

Q 3. Model

Prepare a model on any one of the following topic :-

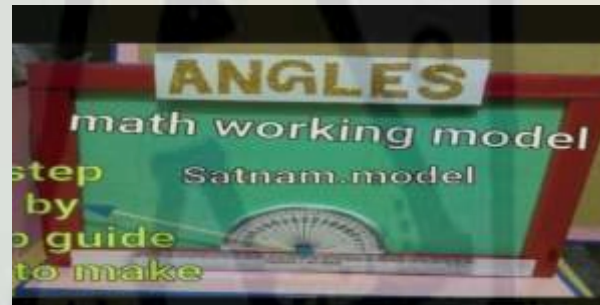
•Topic : Pythagoras Theorem

Example:




•Topic: Angles

Example:



•Topic : 3- D shapes

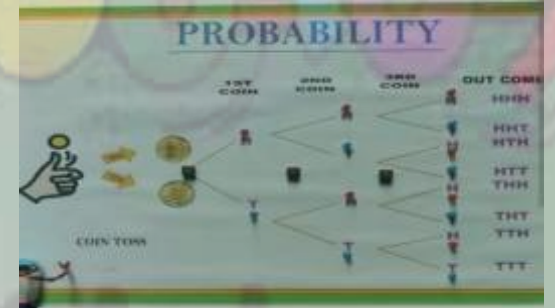
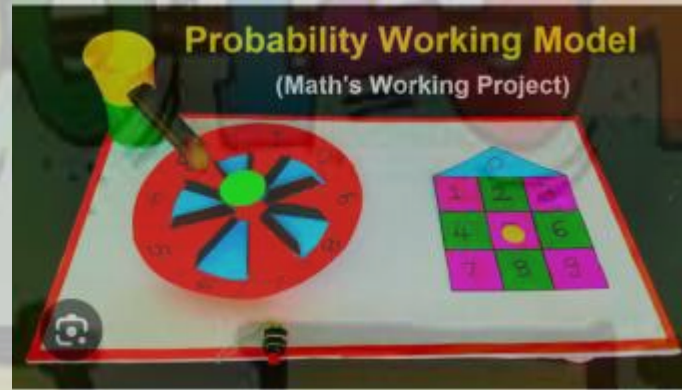
Example:



- Topic : Quadrilaterals
Example:



- Topic : Probability
Example:



NOTE: Maths model will be prepared by Roll numbers 29 to 35 on any of the above topics.

SCIENCE

•Art Integrated Project

Design a **MAGAZINE** displaying the comparison of **LAKSHADEEP** and **DELHI** in terms of **flora and fauna, climate, water bodies and landscapes**.

Your Magazine must contain:

Scientific names of flora and fauna and their distinct features. (Make at least two 3D structures of fauna using clay.)

- Climatic conditions
- Types of water bodies of both places, their characteristics, pollution biodiversity and recreational use.
- Information about the landscapes and sketches made by using charcoal pencil, water colours or acrylic colours.

(Note- Use A4 Size coloured sheets, paste ample of pictures related to your work and create a beautiful cover page for your magazine.)

•Soil vs. Water – Exploring HYDROPONICS

Hydroponics is a method of growing plants without soil. Plants are grown in soil in mineral and nutrient solution in water.

- Develop a simple yet exquisite **Hydroponic farm** with recycled material.

Investigate about Hydroponic farming and answer the questions that follows.

- What is Hydroponic farming?
- What are the advantages and disadvantages associated with Hydroponics?
- Which kind of plants can grow with this technique?
- Mention the materials and nutrient solutions used.
- Is Hydroponic method organic?
- Discuss the common types of Hydroponic systems and how do they operate?
- Name some Hydroponic farm in Delhi-NCR.
- What is the difference Between Hydroponic farming and traditional farming?

(Prepare a file using A4 size sheets and add pictures)

- ❖ **Read scientific news from newspapers or internet sources to enhance your knowledge.**
- ❖ **Revise all the chapters done till now.**



SCIENCE - MODEL TOPICS

Make beautiful ,creative and innovative model by integrating with other subjects

1.Nitrogen cycle

2.Earthquake safe City

- ❖ **NOTE: SCIENCE model will be prepared by Roll numbers 36 to 43 on any of the above topics.**

SOCIAL SCIENCE

Art Integrated

- Compare the famous cuisine/ food items of Lakshadweep and Delhi. Make a beautiful collage to demonstrate it.

Project

- Research about the amendments made in The Indian Constitution till now. Choose any 3 amendments you find interesting, write details about it and compare the situation before and after the amendment.

Working model

Choose and prepare ANY ONE model from the following-

- A working model of rainwater harvesting
- A working model of windmill

NOTE: Social science model will be prepared by Roll numbers 44 onwards on any of the above topics.

COMPUTER

- Prepare a beautiful and creative 3D Model on *any one* of the following
 - ☐ Prepare a working model of AI traffic (for reference- https://youtube.com/shorts/9MbpOBswFfY?si=yl37Db_k6TyHvEJR)
 - ☐ Design a futuristic city where AI manages transport, hospitals, and homes (use cardboard, clay, etc.). (for reference- <https://youtube.com/shorts/cHPgqHM3Jdl?si=xFVA9SKFGXyg8NmB>)
 - ☐ Domains of AI
- Create a beautiful and creative *poster* on the topic "AI Helpers" - AI Gadgets used in farming, healthcare, and education
- Please complete Chapters 1 to 3 of your computer book . Make sure to study them thoroughly and also practice everything that has been taught during the practical sessions.

DIVINITY

1. Student name between A to M)

Learn Ardaas and Prepare a model of Historical Things of Guru Gobind Singh Ji's Childhood kept in Takhat Harmandir Sahib, Patna, Bihar (also mentioned in the Divinity Book)

(ਅਰਦਾਸ ਕੰਠ ਕਰੋ ਅਤੇ ਤਖ਼ਤ ਸ਼੍ਰੀ ਹਰਮੰਦਿਰ ਸਾਹਿਬ ਵਿੱਚ ਬਾਲ ਗੁਰੂ ਗੋਬਿੰਦ ਸਿੰਘ ਜੀ ਦੀਆਂ ਯਾਦਗਾਰ ਵਸਤੂਆਂ ਦਾ ਇੱਕ ਮਾਡਲ ਤਿਆਰ ਕਰੋ)

2. Students name between N to Z

2. Learn Ardaas and Prepare a model of Five Takhat Sahib of Sikh Religion with Pictures and Short History.

(ਅਰਦਾਸ ਕੰਠ ਕਰੋ ਅਤੇ ਤਸਵੀਰਾਂ ਅਤੇ ਸੰਖੇਪ ਇਤਿਹਾਸ ਨਾਲ ਪੰਜ ਤਖ਼ਤਾਂ ਦਾ ਇੱਕ ਮਾਡਲ ਬਣਾਓ)

ART

Create:

1. Draw a simple design or shape flower on your cardboard.
2. Use clay to form lines and shapes on your drawing.
3. Stick mirrors in between the clay designs.
4. Let it dry fully.
5. You can paint your clay or background once it is dry.
6. Write your name, class, and date on the back.

Tips:

- Use natural or simple designs.
- Let your artwork dry completely before painting or carrying.
- Be creative and have fun





A festive summer holiday card. The background features a sandy beach with gentle waves and a blue sky with white clouds. A green leafy garland forms a rectangular frame around a central wooden sign. On top of the garland, there are several beach-themed items: a pair of yellow and orange sunglasses, a red starfish with white polka dots, a red and white beach ball, and a blue starfish. On the left side of the garland, there are three pink daisies and a blue seashell. On the right side, there are three pink daisies. The wooden sign in the center has the text "Happy Summer Holidays" written in a cursive, light brown font.

*Happy
Summer
Holidays*