



GURU TEGH BAHADUR PUBLIC SCHOOL NORTHEX, MODEL TOWN



CLASS – 1
SESSION 2025-2026



**“THE HOLIDAY SEASON IS A PERFECT TIME TO REFLECT ON
BLESSINGS AND TAKE OUT WAYS TO MAKE LIFE BETTER FOR THOSE
AROUND US”.**

Dear children,

Summer Vacation is a time for fun and frolic and an opportunity to bring you some constructive activities to enhance your learning process. Holiday assignments are designed to let the creative and latent talents, skills, and desires of the children come to the surface so that they may be identified and satisfied. So dear children, let us enjoy doing the activities and ensure completion of the given Worksheets.

ENRICHMENT ACTIVITIES

- ❖ **Learn a new hobby – swimming, roller skating, cricket, karate, summer camp etc.**
- ❖ **Work and play are equally important. Computer games are good. They sharpen your intellect, but what about the rest of your body? You do need some exercise, don't you? Go cycling, play badminton, cricket, hide n' seek, anything that makes you run and exercise.**
- ❖ **Go for a nature walk with your family. You will realize you have two of the greatest gifts of life - NATURE and your FAMILY.**
- ❖ **Read from colorful illustrated story books. It will develop your language skills.**
- ❖ **'Care and Concern' - This is your chance to look after your parents, grandparents, elders and even your younger brothers and sisters. You can surely be of some help to your family members. Ask your family members if they need some help in everyday chores**



GENERAL INSTRUCTIONS

- 1. Holidays homework carries marks and will be added in the internal assessment. Please ensure timely submission of Holidays Homework.**
- 2. Originality of the work will be appreciated.**
- 3. All the work will be assessed on the basis of neatness, creativity, accuracy and originality of ideas. Enhance your project by adding colourful pictures.**
- 4. Reading is fun'. Inculcate the habit of reading in your child by reading a bedtime story to him/her daily vocabulary.**
- 5. The project is compulsory for all.**
- 6. Do the activities as instructed for each subject.**
- 7. Date of submission will be intimated through SOFOS.**

8. **TASK 1** - Art integrated work to be done in a punched file on A4 size sheets (one sided plain and one side ruled)for English ,Hindi, Maths,Evs.Decorate the file to make it attractive.
9. **TASK 2** – Only one scrapbook to be maintained for all subjects.(English, Hindi, Maths,Evs,Punjabi,Gk,Computer)
10. **TASK 3** - Students will make only 1 model of any subject according to the initial letter of their names mentioned.

Names from Alphabets	Subject
A-E	English
F-J	Hindi
K-O	Punjabi
P-S	Maths
T-Z	Evs

We look forward to your cooperation.



TASK 1 Art integrated

Let's learn food and clothing vocabulary words in the context of festivals celebrated in Lakshadweep Island and write any 10 of them. Also paste pictures of 4 festivals"

OR

Life in Lakshadweep" Collage

For your creative homework assignment, please collect pictures (printed or drawn) of iconic Lakshadweep elements such as coconut trees, beaches, boats, and more. Use these images to create a visually appealing collage titled "Life in Lakshadweep."

TASK 2 EXPLORING WORLD

Daily Journal (1 Sentence a Day)

- Write one simple sentence every day about your day or surroundings (e.g., "I saw a butterfly.").

TASK 3 3D MODEL

Prepare a 3d model on the following topic. The image is attached for the reference.
Models will be made according to the first letter of the name of student

NAMES STARTING WITH:

A-E: NOUN GARDEN MODEL

A Noun Garden model represents different types of nouns (people, places, animals, and things) as parts of a garden. Each noun is written on a flower, leaf, or another garden element to make learning engaging and visually memorable.

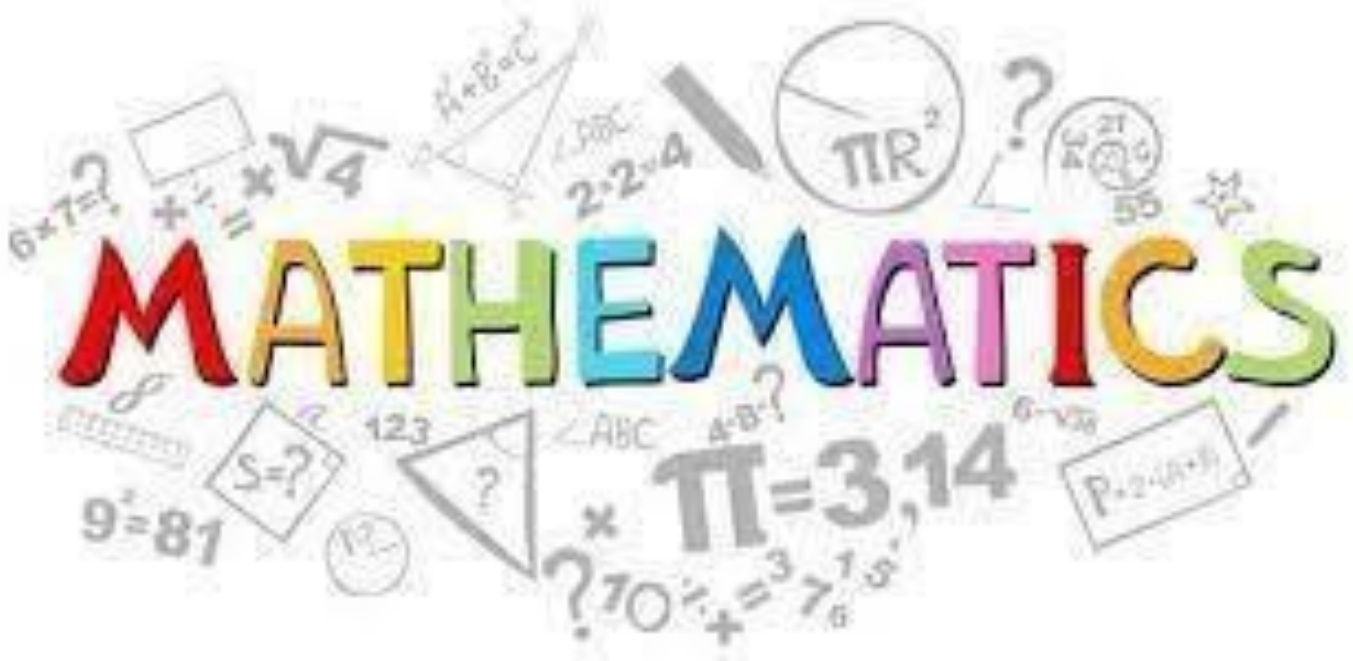
How to Create a Noun Garden Model (Example Layout):

- Title: Noun Garden
- Garden Base: Label as "Nouns"
- Flowers: Write names of people on flower petals (e.g., teacher, Riya, doctor)
- Leaves or Trees: Write places (e.g., school, park, India)

Bugs or Birds: Write animals (e.g., dog, cat, elephant)
Rocks or Clouds:

Write things (e.g., book, chair, pencils).

- around them. For example, the islands may look like circles or ovals. Have the students draw these shapes and label them.



“THE ONLY WAY TO LEARN MATHEMATICS IS TO DO MATHEMATICS “

LEARNING TIME:

Learn tables from 2 to 8.

Note - For this, open the following links and follow the technique to learn.

- a. https://youtu.be/JW1_EiIBCE
- b. https://youtu.be/fYd_fqTpBfk

PRACTICE TIME: Practice 15 sums of Addition and write counting till 50 in practice notebook.

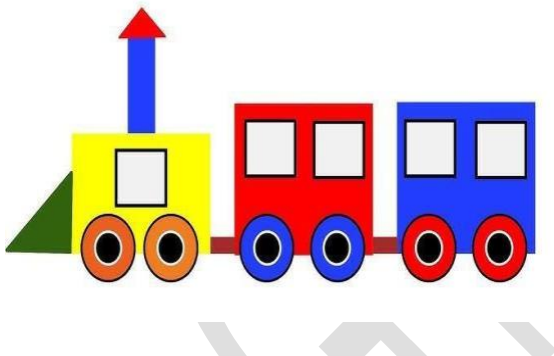
TASK 1 ART INTEGRATED - Show pictures of Lakshadweep islands and ask the students to identify the shapes they can see in the islands or around them. For example, the islands may look like circles or ovals. Have the students draw these shapes and label them.



TASK 2 EXPLORING WORLD –

Take a walk and observe different shapes patterns and numbers in the environment and draw the same in your scrapbook.

Eg.- You can draw building made up of rectangle, square, triangle. Train made up of rectangle, square, circle. Every child is an artist so show your creativity to connect to the real world through shapes



TASK 3 MODEL



Letter
P-S

Make 3-Dimensional shapes model and 2-D shapes out of waste material available at home. You can refer to the video link shared:-

<https://youtu.be/aTdiN2e1Y0E>



"यह जैसे लिखी जाती है वैसे पढ़ी जाती है हिंदी भाषा की यह बात सबको भाती है।"

सीखने का समय



कक्षा में करवाया गया सभी पाठ्यक्रम याद कीजिए।

TASK 1 रचनात्मक - लक्षद्वीप समूह



एक कलात्मक स्कैपबुक बनाये जो लक्षद्वीप समूह की विविध नृत्य शैलियों को उजागर करे, और प्रत्येक नृत्य शैली (dance forms) को तदनुसार लेबल करें।

Art integrated – This is to be done by all students.

TASK 2 EXPLORING WORLD

अपने आस - पास की कोई भी प्रसिद्ध जगह घूमिये और आ, इ, ई की मात्रा के शब्द वाले चीज़ों के नाम सुन्दर लेख में लिखिए तथा उनके चित्र भी चिपकाइये जैसे :- पेड़, घास, इमारत, किला आदि।

TASK 3 MODEL WILL BE MADE ACCORDING TO THE FIRST LETTER OF THE CHILD'S NAME

मात्रा चक्र हिंदी भाषा सिखाने के लिए एक उपयोगी उपकरण है, खासकर बच्चों को स्वर और व्यंजन के साथ मात्राओं का प्रयोग सिखाने के लिए। यह एक चार्ट या पहिया होता है जिसमें प्रत्येक व्यंजन (जैसे: क, ख, ग...) के साथ सभी मात्राओं (ा, ि, ी, ु, ू, े, ै, ो, ौ आदि) को जोड़कर शब्द बनाये



EVS

BE THE CHANGE YOU WISH TO SEE IN THE
WORLD.

LEARNING TIME:

Revise all the syllabus of pre-mid term



TASK 1 ART INTEGRATED (THIS IS TO BE DONE BY ALL STUDENTS)

Draw or paste pictures of traditional Lakshadweep clothing, food or festivals in the art integrated file.

Also write a short paragraph about the rich culture of Lakshadweep.

TASK 2 EXPLORING WORLD

Take a walk in your surroundings with elders. Also collect leaves and flowers, let them dry for few days and then paste it in scrapbook. Decorate the file nicely.

TASK 3 MODELS

WILL BE MADE ACCORDING TO THE FIRST LETTER OF THE CHILD'S NAME

(LETTER P-S)

All of us are lucky to have a family. Let's appreciate our family and make a beautiful model.

Kindly refer to the image attached.



PUNJABI

PUNJABI HOLIDAYS HOMEWORK

Instructions to follow :-

1. Live worksheets :

It's mandatory for all students to complete all three live worksheets as part of their holiday homework.

Note- Only students whose names start with the letters K to O are required to make a model. This is not for all students.

Students whose names start from K to O must choose and make one model from the given options.

a) Prepare a hand fan and write Punjabi letters on it (ਓ – ਔ) Refer to the attached image and video for guidance

Video Link for reference - <https://pin.it/4XV98r7tM>

b) Create a beautiful Punjabi letters book (ਓ - ਔ), Please refer to the sample image for reference. Through this file, children will learn to arrange Punjabi letters in the correct sequence. It will also support students in the future when they learn two-letter words, three-letter words, and four-letter words. On the second page of this book, a picture related to each letter should be included. You can use A3 sheet to create a beautiful book .

c) Make a Punjabi letters (ਓ – ਔ) wall hanging. Reference images and the video link are provided below for assistance. Video link for reference - <https://pin.it/1XwxmOfQD> Note: Kindly follow the instructions carefully and complete the work creatively.



For image A:

<https://pin.it/4XV98r7tM>

For image B:

<https://pin.it/1XwxmOfQD>

Note: Kindly follow the instructions carefully and complete the work creatively.

DIVINITY HOLIDAYS HOMEWORK

For the Divinity holiday homework, each student is required to create a wall hanging, selecting any one design of their choice. The wall hanging should feature the Mool Mantra written on it. A reference image has been attached to help inspire your creation. You may


This image as a guide while designing your own wall hanging.



this image as a guide while designing your own wall hanging

COMPUTER:

1. Learn and Revise the Chapters-1 & 2.



Prepare a **wall hanging** on AI Devices.

Make a **model** of devices as per given below:-

- A-F Keyboard
- G-M tablet
- N-S Laptop
- T-ZSmartphone

GENERAL KNOWLEDGE

Make a spin wheel of animals , their young ones and shelters.

Kindly refer to the image and link attached.



<https://youtu.be/TAqLipnnQys?si=9kRrxDtc11vvxjZD>

ART

Grade 1

Class 1A and 1B

Handmade work wall hanging

Take a look! 

<https://pin.it/10IZ02TNJ>

Grade 1

Class 1C , 1D and 1E

Paper diyas

Take a look! 

<https://pin.it/4QgBjlk9d>

VIRTUAL TOUR

1. Take a virtual tour and appreciate the beauty of our nature.

https://youtu.be/PyFN_FYwqvc?si=MD7_fQ6MFg65yjUy

2. Take a virtual tour of India's most beautiful monument *Taj Mahal*

https://youtu.be/PyFN_FYwqvc?si=MD7_fQ6MFg65yjUy



GTBPS