

USER MANUAL

Mode 1
RETRO  **II**

operating instructions

USER MANUAL

Mode 1
RETRO II

operating instructions

01 Greetings/Operation instructions/Names and functions of each part of

the main unit and accessories

02 Screenshot

03 About SIM/microSD tray/APN

04 Product specifications

05 Disclaimer

09 Handling Instructions

11 Wireless LAN (Wi-Fi®) function

Precautions when using the 2.4 GHz band

Precautions when using the 5 GHz band

12 Contact us

* In this document, "our company" refers to the following companies:

Distributor: P-UP Co., Ltd.

Greetings

Thank you for purchasing the Mode1 RETRO II (MD-06P) (hereinafter referred to as "this product" or "main unit"). Please read this manual before use and use the product correctly.

After reading this manual, please keep it in a safe place so that you can refer to it at any time. If you lose this manual, please contact your dealer or the Mode1 Support Center.

Operation instructions

◀▶ Instruction manual

This manual describes how to use this product and also explains the basic functions and operations.

◆ Quick start guide

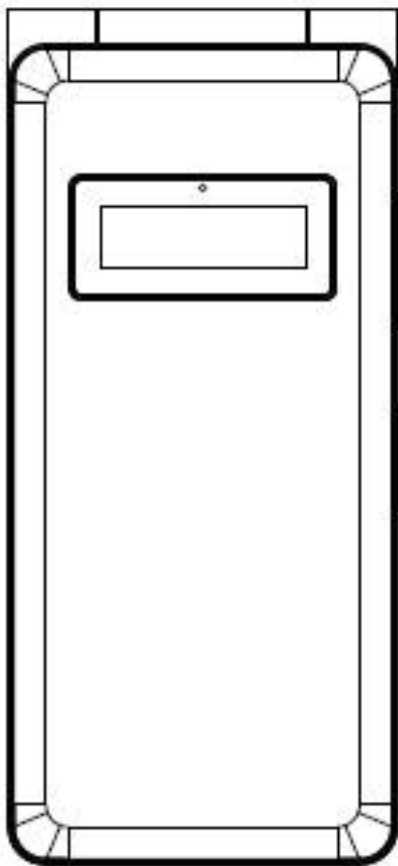
The attached Quick Start Guide describes how to set up this product for the first time.

*Further information on Mode1 can be viewed on the website.

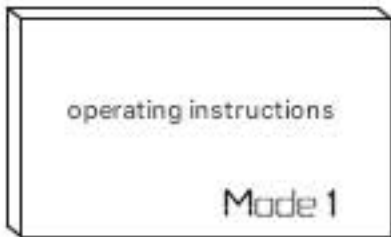
* In the following text, Mode 1 will be referred to as Mode One. Basic function operations are also explained.

Main unit accessories

● MD-05P main unit



● Instruction manual/warranty card/quick manual



● SIM eject pin



● Pin jack conversion adapter

/ USB Type-C cable (sample)

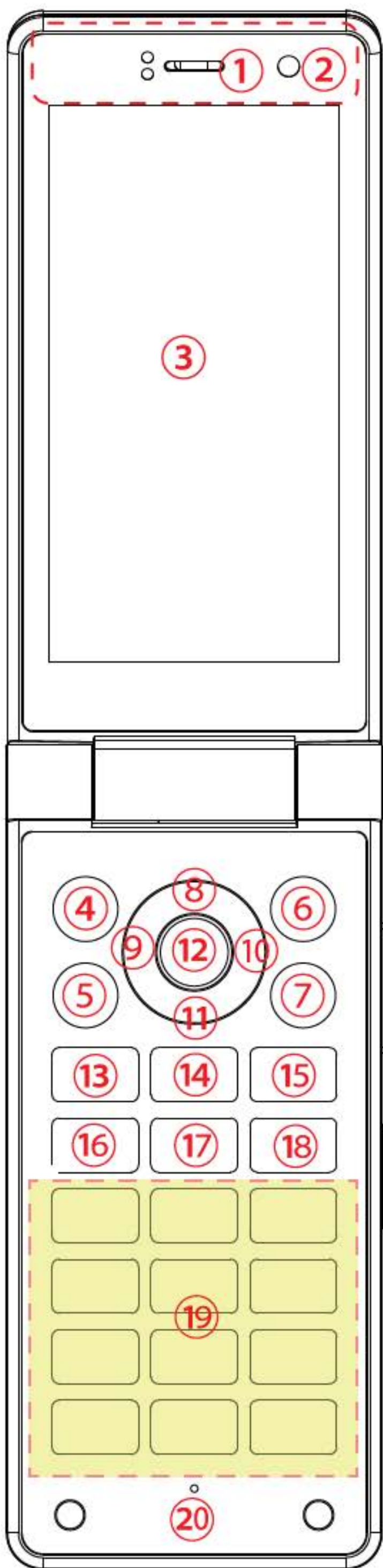
/typeA-typeC conversion adapter (sample)

/Strap hole threader (Fast Lot sample)

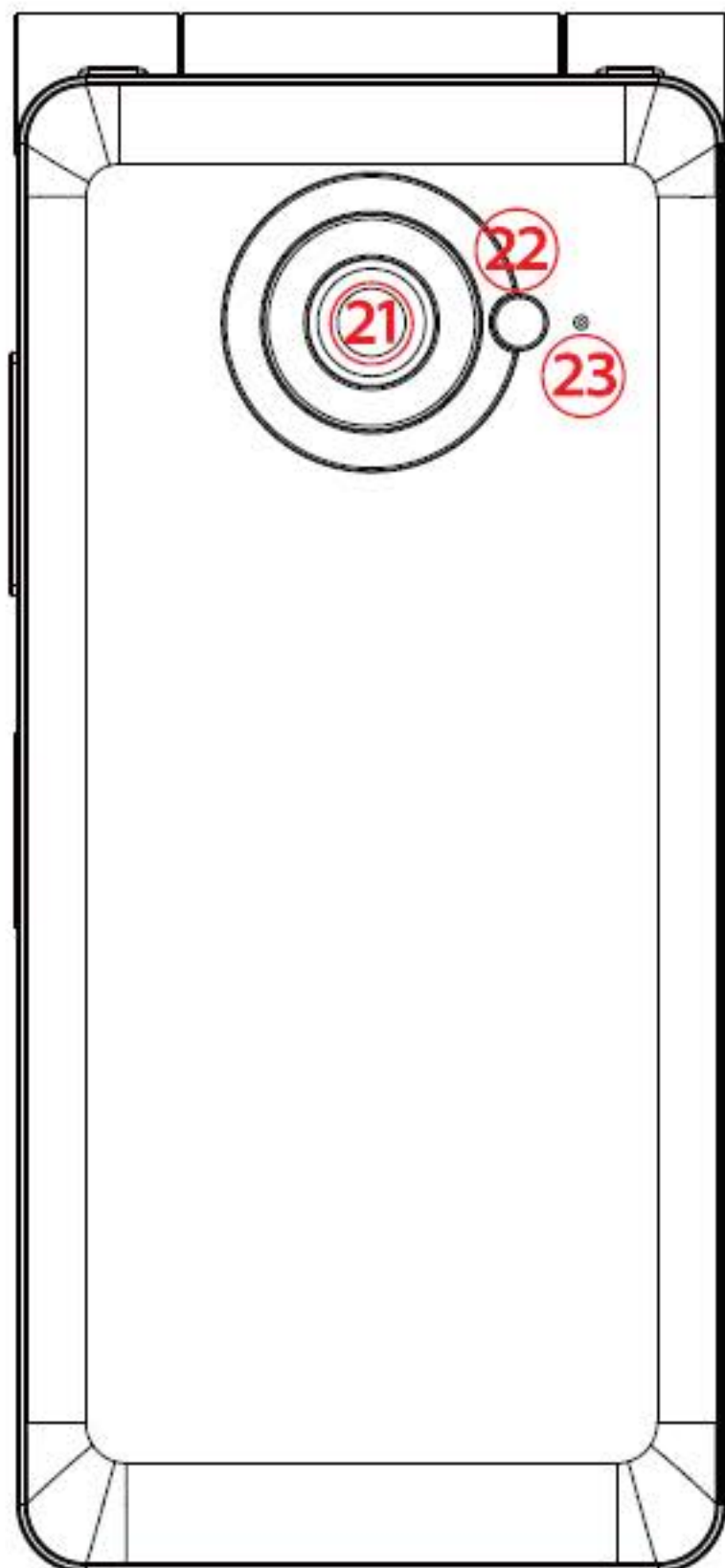
/ Multi-button sticker (Fast Lot sample)

*Please note that accessories not listed, such as the AC adapter (5V/2A) and earphones, are sold separately.

Part names and functions



- ① Speaker for calls
- ② In-camera
- ③ Touch panel LCD
- ④ • ⑤ • ⑥ • ⑦ Multi-button
 - You can do this by registering apps and contacts.
 - Press and hold: Add app/contact
- ⑤ When entering text: あ/A/1 Switch text input
- ⑦ When entering text: Switch between emoticons and symbols
 - *Switch between symbols and emojis on the touch panel
- ⑧ Cursor mode: The on-screen cursor moves to ↑.
 - Press and hold: The app list will appear.
- ⑨ Cursor mode: The cursor moves in the ← direction.
 - move.
 - Home screen: Displays call history.
- ⑩ Cursor mode: The cursor moves in the → direction.
 - On the home screen: The contacts are displayed.
- 11 ⑪ Cursor mode: The cursor moves in the ↓ direction.
 - move.
 - Press and hold: Notification/settings icons will appear.
- 12 ⑫ Confirm/Confirm the character conversion.
- ⑬ Return to the previous screen.
 - Attention! This may not work depending on the app you are using.
- 14 Return to home screen
 - Press and hold: Launches Google assistant.
- ⑮ Display the list of apps running in the background. After displaying, operate them using the touch panel.
- 16 ⑯ When a call comes in: Call starts
 - On standby: Dialer display
- 17 ⑰ When entering text: Erase one character
- 18 ⑱ When on a phone call: End call
 - When on the home screen: Press and hold to turn the power on/off
 - When the power is off: Turn the power on (press for 3 seconds)
- 19 ⑲ Numeric keypad: For entering text and phone numbers Masu.
- 20 microphone



② Main camera

② Flash light

23 microphone

②④ Pilot lamp

⑤ LCD

26 SIM/microSD tray

② Strap hole

②② Volume +/- button

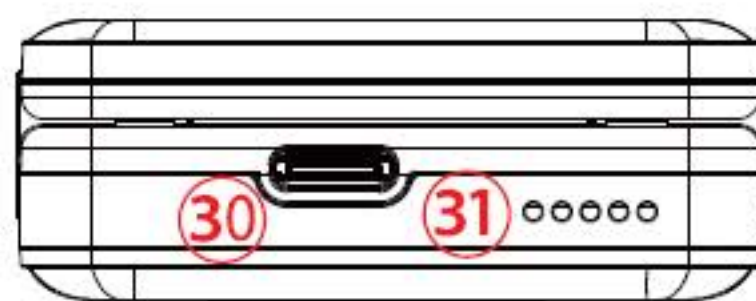

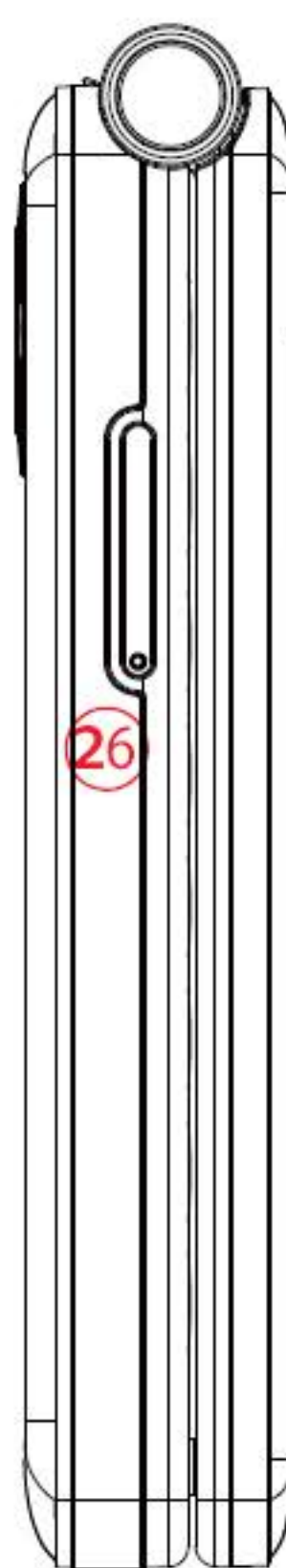
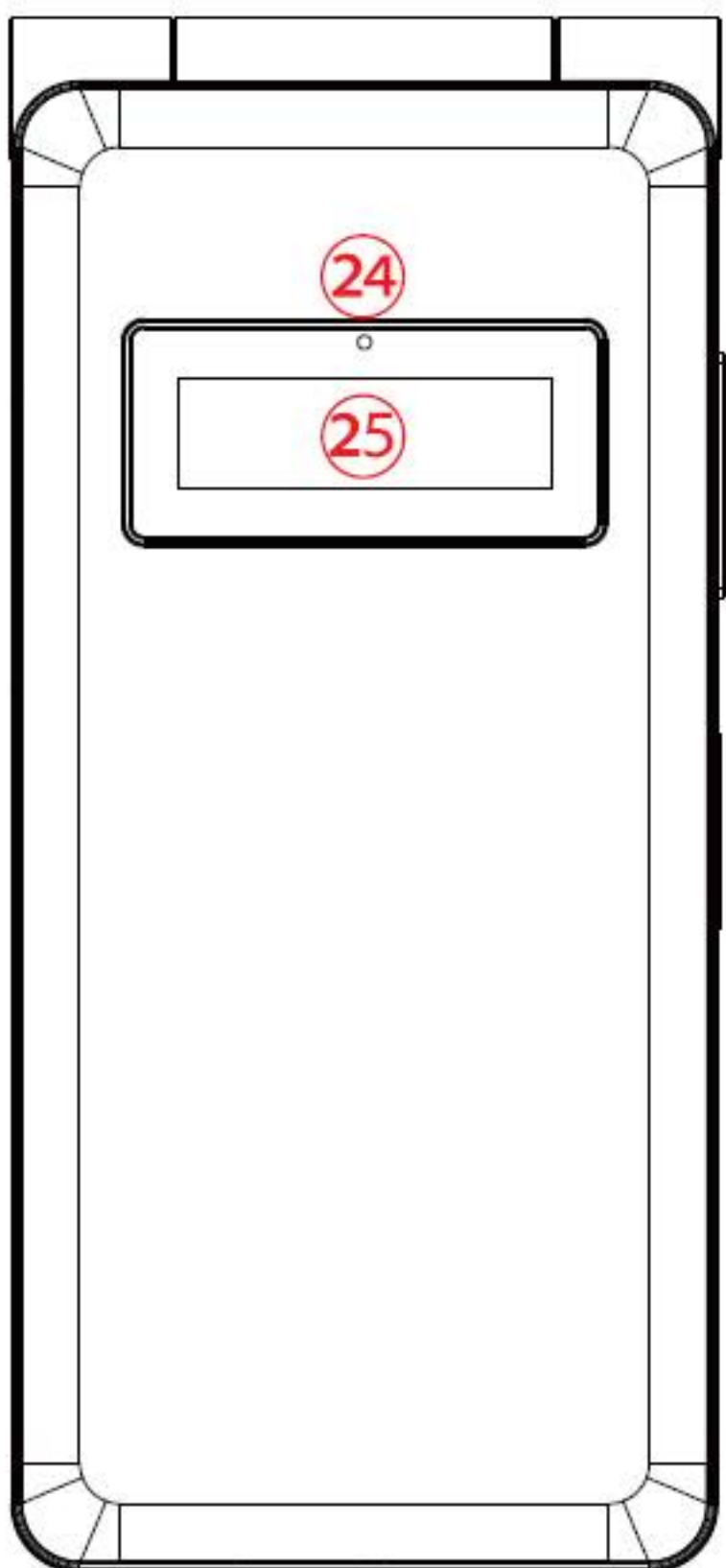
② Fingerprint sensor

③④ TYPEC terminal: For charging or connecting earphones.

*Earphones require the included 3.5mm conversion adapter.

Please use.

③1 Speaker



- *1 Do not cover the areas enclosed by the dotted lines with stickers or other items. This may cause the various sensors to stop responding and cause the device to function improperly.
- *2 The LTE antenna and Wi-Fi antenna are built into the device in the area enclosed by the dotted line. Covering the area around the antenna with your hand may affect call/communication quality.
- *3 When using the Mic function, do not cover this area with your fingers, etc. Also, do not insert a SIM removal pin or other items into this area by mistake, as this may cause a malfunction.
- *4 Be sure to remove any dust from the terminal cover and then attach it. If the terminal gets wet, wipe off the moisture with a dry cloth and do not charge until it is dry. This may cause electric shock or malfunction.

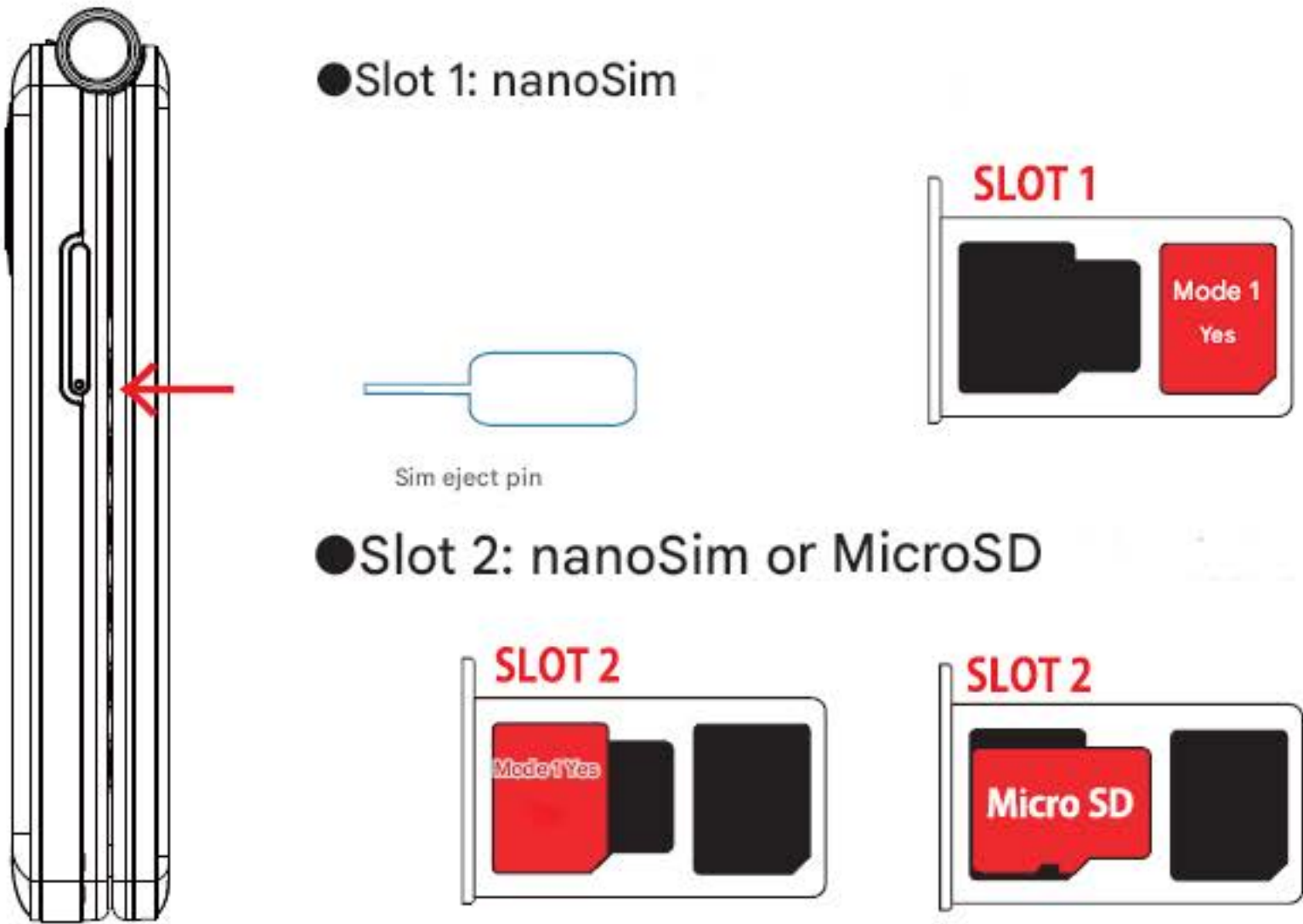
screenshot

This product has a screenshot function. The operation method is as follows.

■How to operate

Press 18 (power button) + 28 (volume button) at the same time.

About the SIM/microSD tray



■ Using the included SIM eject tool, push the SIM/MicroSD slot with moderate force until the tray opens. Remove the tray and place the SIM/MicroSD in the tray with the correct orientation. Please refer to the diagram above for the orientation of the tray.

*Please make sure the power is turned off before inserting or removing the SIM.

*Slot 2 can be used with either a nanoSIM or a MicroSD card.

*Standard SIM and MicroSIM are not supported.

*If you have two SIM cards, voice can be received on both slots 1 and 2 at the same time, but data (packet) communication can only be performed on one of slots 1 and 2. You can select on the settings screen.

*If you use two SIMs, the icon of the SIM that is not using packet communication may not be displayed. If it is not automatically connected, please turn airplane mode OFF/ON. This may occur due to the specifications of the carrier SIM. Thank you for your understanding.

About AC adapter

This product does not come with an AC adapter for charging. Please purchase an AC adapter that matches the specifications of this product separately.

- AC adapter (sold separately): AC100V 5V/2A



About APNs

1. This product is a SIM-free smartphone. The APN information varies depending on the contract you have. Please check the APN information before installing this product. For details, please contact the carrier of the SIM you have contracted.
2. Do not change the pre-installed APN. If you want to create an APN other than the pre-installed one, be sure to create a new one. If you make a mistake, press "Reset to default settings" in the APN settings.
3. Even if your SIM information matches the APN list, please make sure the APN information is correct.
4. After selecting or creating a new APN, please restart the device once to reflect the selected APN. If you do not restart the device, it may not be reflected correctly.

■Operating procedure

[Settings] → [Network & Internet] → [Mobile Network] → (tap on the displayed carrier name) → [Advanced Settings] → (swipe up from the bottom) → [Access Point Names], the [APN] selection screen will be displayed. If the desired APN information is not listed here, tap ① to register a new one. After registration, tap [Save]. Tap to return to the previous screen, select the APN you created, and restart the device. The configured APN information will be reflected.

■Performance

- Operating system: Android™ 12
- processor : MediaTek Helio G85 Octa-core
2.0GHz×21.8GHz×6
- Memory : RAM 4GB
- Internal storage :64GB built-in
- External storage (sold separately) : Supports microSD cards up to 1TB
- Sensor : Proximity sensor/Accelerometer/GPS/A-GPS/Ambient
light sensor/Gyro/E-compass
- Security : PIN/Pattern/Password/Fingerprint Sensor

■Battery

- Battery capacity : 2,500mAh (built-in)

■Voice control

- Application : Google Assistant

■Display

- Display size : Approx. 3.5 inches
- Touch panel : capacitive touch panel
- Resolution HD : 1,440x720pixel
- Aspect ratio : 18:9

■Design

- ▶Size (height x width x thickness): Approx. 112mm x 52mm x 20mm
- Interface: USB-Type C (USB 2.0)
- Weight: Approx. 143g
- Color variations: Wolf Black/Sheep White

■Camera

- Rear camera (main): Approximately 48 million pixels main
CMOS Sensor: SONY IMX586 LED Flash
- Rear-camera video recording: FHD (30 fps)
- In-camera :Approx. 13MP
CMOS Sensor: SONY IMX258
- Front-camera video recording: FHD (30fps)

■ Network

* Compatible with Docomo, Softbank, and AU MVNOSIMs

● 4G

: LTE B1/B3/B8/B19/B20/B26/B28b/B41 *Not compatible with FOMA Plus Area and Rakuten UNLIMIT

● 3G

: W-CDMA B1/B6/B8

● 2G

: GSM 850MHz/900MHz/1,800MHz/1,900MHz *5G not supported

■ [connection]

● SIM type

: nanoSIM/2 slots (DSDV)
*Both SIM slots support VOLTE. If you have two AU network cards, DSDV is not available.
*When using microSD, only one SIM can be used.

*Rakuten UNLIMIT is not supported.

■ [Communication]

● Wi-Fi

: IEEE802.11 a/b/g/n/ac (2.4GHz / 5GHz)

● Bluetooth® technology

: Bluetooth® 5.0

● NFC

:a/b compatible

■ [Included items]

● Main body

: MD-06P

● accessories

• Quick setting/instruction manual
/Pin jack conversion adapter/SIM removal pin
/ USB Type-C cable (sample)
/Type A-Type C conversion adapter (sample)
/Strap hole threader (Fast Lot sample)
/Multi-button sticker (Fast Lot sample)

About disclaimer

- We are not liable for any damages caused by natural disasters such as earthquakes, lightning, wind, floods, or other damages, as well as fires, acts by third parties, other accidents, intentional or negligent acts or misuse by the customer, or use under other abnormal conditions outside the responsibility of our company.
- We shall not be liable for any incidental damages arising from the use or inability to use this product (such as changes or loss of recorded content, loss of business profits, business interruption, etc.).
- We are not responsible for any damage caused by failure to follow the instructions in the "Instruction Manual" or "Warranty".
- We shall not be liable for any damages arising from malfunctions or other issues caused by the combination of connecting devices or software in which we are not involved.
- Due to a malfunction, repair or other handling of this product, captured image data and downloaded data may be changed or lost. We shall not be liable for any damages or lost profits arising from the restoration of such data.
- We recommend that you save important data on your computer's hard disk, etc. Please note that we cannot be held responsible for any changes or loss of registered information, regardless of the cause of the failure or malfunction.

* In this document, "our company" refers to the following companies:




Distributor: P-UP Co., Ltd.

Safety precautions

*Please be sure to follow the instructions.

- [Please read these "Safety Precautions" carefully before use and use the product correctly. After reading, please keep it in a safe place.
- The "Safety Precautions" section describes the items you must observe to prevent injury to yourself or other people when using this product, and damage to property.
- Each item is described in the following categories.







■Display explanation

 danger	This symbol indicates that "there is an imminent risk of death or serious injury to persons."
 warn	This symbol indicates that "there is a risk of death or serious injury to persons."
 Notice	This symbol indicates "content that may result in minor injury*2 to a person or content that may result in property damage*3."

*1 Serious injury: Refers to injuries that leave lasting aftereffects, such as blindness, injury, burns (high or low temperature), electric shock, fractures, or poisoning, as well as injuries that require hospitalization or long-term outpatient treatment.

*2Minor injuries: Refers to injuries, burns (high and low temperature), electric shock, etc. that do not require hospitalization or long-term outpatient treatment.

*3 Property damage: refers to extensive damage to houses, belongings, livestock, and pets.

 prohibit	This symbol indicates prohibition (something that must not be done).
 No wet hands allowed	This symbol indicates that the product should not be handled with wet hands.
 Disassembly prohibited	This symbol indicates that the product should not be disassembled.
 No water allowed	This symbol indicates that the product should not be used in locations where it may come into contact with water or allowed to get wet.
 instruct	This symbol indicates that something must be done (mandatory).
 Remove the plug from the outlet	This indicates that you must unplug the power cord from the outlet (mandatory). *AC adapter (sold separately)

Common to the main unit, built-in rechargeable battery, charging device (sold separately), and peripheral devices (sold separately)



danger

Be sure to read the following warnings before use.



Be sure to use peripheral devices that comply with the specifications of the AC/DC adapter. Using non-standard peripheral devices may cause heat generation, fire, explosion, malfunction, or leakage.



Do not use, store or leave the product in places where it may become hot (near a fire, near a heating appliance, inside a kotatsu, in direct sunlight, inside a car under the hot sun, etc.) Doing so may cause ignition, explosion, breakdown, fire or injury.



If you are approaching a gas station or other place where flammable gas is generated, be sure to turn off the power to this product beforehand. Also, do not charge the product. There is a risk of the gas catching fire.



Do not place in microwave ovens or other cooking appliances or high-pressure containers as this may cause ignition, explosion, breakdown, fire or injury.



Do not throw the battery into fire or heat it, as this may cause it to ignite, explode or catch fire.



Do not short-circuit the connection terminal or earphone terminal. Also, do not allow conductive foreign objects (metal pieces, pencil lead, etc.) to touch or enter the connection terminal or earphone terminal. This may cause fire, malfunction, or burns due to heat generation.



If you use metal accessories, be careful not to touch the connection terminal, earphone jack, power outlet, etc. when charging. This may cause electric shock, fire, injury, or malfunction.



Do not expose the camera lens to direct sunlight for long periods of time. The light-concentrating effect of the lens may cause it to ignite, explode, or catch fire.



Do not disassemble, modify, or repair the product yourself. Doing so may result in breakdown, fire, electric shock, or injury. In the unlikely event that a malfunction occurs in this product or peripheral devices due to modification, etc., we will not be held responsible. Modifying this product is a violation of the Radio Law.



warn

Be sure to read the following warnings before use.



Do not subject the product to strong impact such as dropping or throwing it. This may cause explosion, overheating, fire, or malfunction.



Do not use the product outdoors when thunder can be heard. There is a risk of lightning strikes or electric shock.



Do not allow your hands, fingers or any other part of your body to touch the connection terminals as this may result in electric shock, injury or breakdown.



If the product is damaged by dropping or other reasons, causing the display to crack or the inside of the device to become exposed, do not touch the cracked display or exposed parts. You may receive an electric shock or be injured by the broken parts. Please contact the Support Center.



No getting wet

If you charge the device when it is wet, it may cause electric shock or a short circuit, which may lead to overheating and cause fire, malfunction, or burns.



No wet hands allowed



No getting wet



No hands allowed

Do not pour water or other liquids on the device. Also, never use the device in a place where it may come into direct contact with water or pet urine, or in a humid place such as a bathroom, or with wet hands. Doing so may cause electric shock, shorting of electronic circuits, or breakdown due to corrosion. If liquid does get on the device, immediately unplug the AC adapter power plug. Breakdowns caused by water or moisture are not covered by the warranty and will require a paid repair.



Do not operate the device while driving a car, moped, bicycle, etc., or while walking. This can compromise safety and cause an accident.



No water allowed

This product is waterproof, but if water or other liquid gets into the USB type-C terminal, stop charging or using it. If you continue to use it in this state, it may cause heat generation, fire, or malfunction.



No wet hands allowed



prohibit

If charging is not completed within the specified charging time, stop charging the battery as it may cause overheating, explosion or fire.



prohibit

Keep out of reach of infants and small children as small parts may be swallowed and cause choking, or may be dropped accidentally, resulting in accidents or injury.



Notice

Be sure to read the following warnings before use.



prohibit

Do not place the device on an unstable surface, such as a wobbly table or a tilted surface. It may fall and cause injury or damage. Be especially careful when the vibrator is set. Also, be careful of impacts.



prohibit

Do not cover or wrap the device in a blanket or other material while it is in use or charging, as this may cause a fire, malfunction, or injury.



prohibit

Do not touch the device or AC adapter (sold separately) for long periods of time while it is being powered by an external source, as this may result in low-temperature burns.



prohibit

Please note that this product may become hot when used for a long period of time, especially in high temperature environments. If it is left in contact with the skin for a long period of time, it may cause low-temperature burns.



prohibit

Do not use outlets or wiring devices beyond their rated capacity. Exceeding the rated capacity by using too many power strips, etc., can cause fires due to overheating.



prohibit

Do not place the product near corrosive chemicals or in places where corrosive gases are generated, as this may cause malfunctions or loss of internal data.



instruct

If you notice any abnormalities during use, such as smoke, strange odors or noises, excessive heat, etc., stop using the product. If you are charging the product, unplug the charging device (sold separately) from the outlet or socket, make sure it is not hot, turn it off, and contact your retailer or the support center. Also, if the product is dropped or damaged, do not use it as is and contact the support center.



instruct

When inserting earphones or other devices into the product and adjusting the volume, gradually increase the volume. If you turn up the volume too high from the beginning, you may suddenly hear a loud sound that can have a negative effect on your hearing.



instruct

When using earphones (sold separately) inserted into this product, adjust the volume to a moderate level. Using the volume too loudly or continuously for long periods of time may have a negative effect on your ears. Also, turning up the volume too high may make it difficult to hear external sounds, which may cause traffic accidents at railroad crossings and crosswalks.



instruct

When using a charger (sold separately) or external device (sold separately), insert and remove the connector straight into the terminal to be connected. Inserting and removing the connector in the wrong direction may cause damage or malfunction.



About the main body



danger

Be sure to read the following warnings before use.



prohibit

Do not drive nails into the product or battery pack, hit them with a hammer, or step on them as this may cause fire or damage.



Disassembly is prohibited

Do not disassemble or modify the battery or solder directly to the battery, as this may cause the electrolyte inside the battery to leak out and get into your eyes, resulting in accidents such as blindness, or cause overheating, fire, or explosion.



instruct

Please be careful not to let your pet bite the device as this may cause the battery to leak, overheat, explode, ignite, or cause injury.



warn

Be sure to read the following warnings before use.



prohibit

Do not use a mobile phone while driving a car, moped, or bicycle. It may cause a traffic accident. Using a mobile phone while driving a car or moped is prohibited by law. Using a mobile phone while riding a bicycle may also be punishable by law.



prohibit

Do not use this product on an aircraft. The use of electronic devices that emit radio waves on an aircraft is prohibited by law. However, some airlines may allow use of the product. For details, please contact the airline you are flying with.



instruct

Please turn off this product near high-precision electronic devices as it may affect the electronic devices. (Examples of devices that may affect the product: cardiac pacemakers, hearing aids, other medical electrical equipment, fire detectors, automatic doors, etc. If you are using medical electrical equipment, please check with the device manufacturer or seller about the effects of radio waves.)



instruct

When using this product near an implanted cardiac pacemaker, implanted cardioverter defibrillator, or electrical medical equipment, there is a risk that radio waves may affect these devices or equipment, so please observe the following:

1. If you have an implanted cardiac pacemaker or implanted cardioverter defibrillator, please carry and use this product at least 15 cm away from the site of the implanted cardiac pacemaker or implanted cardioverter defibrillator.
2. If you are in a situation where you are unable to move freely or are otherwise unable to maintain a distance of 15 cm, there may be people nearby who are wearing implanted cardiac pacemakers or implanted cardioverter defibrillators. Please switch the product to "Airplane mode" or turn it off in advance, as there is a possibility that these people may be wearing implanted cardiac pacemakers or implanted cardioverter defibrillators.
3. Please be aware of the following when using the device indoors in a medical institution.
 - Do not bring this product into operating rooms, intensive care units (ICUs), or coronary care units (CCUs).
 - Please turn off this product when in the hospital ward.
 - If there is medical electrical equipment nearby, even in a lobby, please turn off the power to this product.
 - If medical institutions have designated areas where the use or bringing in of mobile phones is prohibited, please follow those instructions.
4. If you are using electrical medical equipment other than an implanted cardiac pacemaker or implanted cardioverter defibrillator outside a medical institution (such as when recuperating at home), please check with the medical electrical equipment manufacturer or other relevant party regarding the effects of radio waves.



instruct

Please be aware of your surroundings and ensure safety when making calls, sending emails, using the internet, taking photos, playing games, or listening to music.
This may cause falls and traffic accidents.



prohibit

When using a flash, do not fire it in front of people's eyes. Also, do not look directly at the light source when the flash is on. This can cause eyesight problems. In particular, do not take pictures of infants and small children at close range.



prohibit

Do not point the flash at drivers of cars, motorbikes, bicycles, etc. as it may dazzle them and cause them to be unable to drive, which may lead to an accident.



instruct

In very rare cases, some people may experience symptoms such as muscle spasms or loss of consciousness when viewing a screen that repeatedly flashes. If you have experienced such symptoms, please consult a doctor in advance.



Notice

Be sure to read the following warnings before use.



prohibit

When used inside a car, it may in rare cases affect the car's electronic devices. Do not use in such cases as it may impair safe driving.



instruct

If you notice any abnormalities on your skin, discontinue use immediately and consult a dermatologist. Depending on your constitution and physical condition, you may experience itching, rashes, eczema, etc.



prohibit

Do not bring magnetic items such as cash cards, credit cards, floppy disks, or telephone cards near the device, as this may cause data loss.



prohibit

Do not insert liquids, metal objects, flammable objects, or other foreign objects into the terminals, such as the micro SIM slot, micro SD memory card slot, micro USB terminal, earphone terminal, etc. Doing so may result in fire, electric shock, or malfunction.



prohibit

Do not swing the product around by its strap or headphone adapter, etc. This may result in injury or damage to the product.



instruct

Normally, keep the micro SD and Nano SIM slots closed when using the device. If you use the device without closing the rear cover, dust and water may get in and cause a malfunction.



instruct

If you have a weak heart, please be careful with the settings of the incoming call vibration and ring volume as they may have an adverse effect on your heart.



instruct

Please be careful of objects that may be attracted to the main unit. Because magnets are used in the speaker and other parts, metal objects such as thumb tacks, pins, cutter blades, staples, etc. may adhere to the unit and cause unexpected injury. Before use, always check that there are no foreign objects on the speaker and other parts.



prohibit

Do not place directly on sand, beach, etc. If sand or foreign objects get into the earpiece (receiver), mouthpiece (microphone), speaker, etc., the sound may become quieter. If sand or foreign objects get inside the product, the sound may become quieter. If sand or foreign objects get inside the product, it may cause overheating or malfunction.

About the built-in rechargeable battery



Li-ion

This product uses a built-in lithium battery. The built-in battery is not fully charged at the time of purchase. Please charge it before use.



instruct

If the liquid leaks and comes into contact with your skin or clothing, rinse immediately with water to prevent injury. If the liquid gets into your eyes, do not rub them, but rinse with water and immediately seek medical attention. If the liquid gets on your device, wipe it off without touching it directly.



instruct

Batteries are consumables. If the battery life is extremely short even after charging, or if the battery's functionality does not recover, it has reached the end of its life and should be discontinued. Doing so may cause the battery to heat up, catch fire, explode, or leak. Battery packs can be purchased at retailers. Depending on the store, the battery may be backordered, and there may be periods when the battery cannot be used. Please be aware of this in advance. The battery life may vary depending on the conditions of use, etc.

About charging equipment (sold separately)



warn

Be sure to read the following warnings before use.



prohibit

Do not use the product with a power supply voltage other than the specified voltage, as this may result in ignition, fire, overheating, electric shock, or injury.

- AC adapter (sold separately): AC100V~240V
Please use 5V/2A or 9V/2A output.
- DC adapter (sold separately): DC12V/24V (for negative earth vehicles only) Use 5V/2A or 9V/2A output.

● Reference general-purpose AC adapter display



*Please purchase an AC adapter that has the specifications listed as shown in the illustration.



instruct

Be sure to insert the power plug of the specified charging equipment (sold separately) all the way into the outlet or cigarette lighter socket. If the plug is not fully inserted, it may cause electric shock, overheating, ignition, fire, or injury. Do not use the specified charging equipment (sold separately) if it is damaged or if the outlet or cigarette lighter socket is loose.



instruct

If the fuse in the DC adapter (sold separately) blows, replace it with the specified fuse (rated 250V, 1A). Replacing it with a fuse other than that specified may cause heat generation or fire. (For fuse replacement, carefully read the instruction manual for the DC adapter (sold separately).) *For DC adapter products, replace the fuse following the instructions in the instruction manual for that DC adapter.



prohibit

Do not damage, modify, twist, pull, or place heavy objects on the cable of the specified charging equipment (sold separately). Also, do not use a damaged cable. Doing so may result in electric shock, short circuit, fire, or injury.



prohibit

Do not allow your hands, fingers or any other part of your body to touch the connection terminals as this may result in electric shock, injury or breakdown.



prohibit

When thunder starts to rumble, do not touch the power plug as this may result in electric shock due to lightning.



instruct

Wipe off any dust on the power plug to prevent fire, burns, or electric shock.



Remove
the plug from
the outlet

When cleaning the charger (sold separately), unplug the power plug from the outlet or cigarette lighter socket. Cleaning the charger without unplugging it may result in electric shock or a short circuit.



instruct

Install and position in-vehicle devices in a location that does not interfere with driving operations or safety devices such as airbags. Doing so may cause traffic accidents. Install the in-vehicle devices according to their instruction manual.



Remove
the plug from
the outlet

If you will not be using the product for an extended period of time, unplug the AC adapter from the outlet to avoid fire or breakdown.



Do not use the product in a location where it will come into direct contact with liquids such as water or pet urine. Doing so may cause overheating, fire, electric shock, or damage or injury due to shorting of electronic circuits. If the product comes into contact with liquid, immediately unplug the AC adapter.



Notice

Be sure to read the following warnings before use.



No water allowed

Do not use the product in a bathroom or other humid location, and do not plug or unplug the AC adapter with wet hands. This may result in electric shock, malfunction, or injury.



No wet hands allowed



instruct

Charge the device in a stable location. Placing it on an inclined surface or a wobbly stand may cause it to fall and cause injury or damage. Be particularly careful when the vibrator is set. Do not cover or wrap the device in a cloth or bedding. Doing so may cause fire, malfunction, or injury.



instruct

When unplugging the power plug of the specified charging equipment (sold separately) from the outlet or cigarette lighter socket, hold the power plug to unplug it. Pulling on the cable may damage the cable.



prohibit

Do not use the universal DC adapter (sold separately) with the car engine turned off, as this may cause the car battery to drain.

Requests for handling

Please read these instructions carefully to ensure that the product performs to its full potential.

■ For main unit, battery, charging device, and peripheral devices

- Do not use this product with excessive force. Be careful not to put it in a bag packed with many items or place it under a heavy object. Sitting on it with the product in your pocket may cause damage to the display or other parts. Also, if an external device is **内部基板な** plugged into the external connection terminal or earphone terminal, it may cause the connector to break or malfunction. Even if there is no external damage, it is not covered by the warranty.

Do not use in extremely hot, cold or humid locations. (Recommended temperature range: 5°C - 35°C, humidity range: 35% - 85%. This product may not function properly.)

- Do not use in places with a lot of dust or vibration.

- Clean the connection terminals from time to time with a dry cotton swab, etc., as this may cause malfunctions. When doing so, do not apply excessive force to the connection terminals as this may deform them.

- Clean the display with a soft, dry cloth (such as a glasses cleaner). Rubbing the display hard with a dry cloth may scratch it. Leaving water droplets or dirt on the display may cause stains. Wiping the display with alcohol, thinner, benzine, detergent, etc. may cause the printing on the exterior to disappear or the color to fade.

- Using the device near a landline telephone, television or radio may affect its operation, so try to use it as far away as possible.

- The product may become warm depending on usage conditions, such as while charging, but this is not a malfunction.

- When children are using this product, parents should read this manual carefully and instruct them on the correct use.

■ About the main unit

- Do not intentionally subject the display to strong shocks such as pressing or hitting it hard, as this may cause scratches or damage.
- When using in a public place, please be careful not to disturb those around you.

Do not press hard against the keys or display surface with your fingernails, sharp objects, or hard objects. This may cause scratches or damage. The touch panel is designed to be touched lightly with your finger. Do not press hard with your finger or press against it with sharp objects (nails, ballpoint pens, pins, etc.). In the following cases, the touch panel may not work even when touched. It may also cause malfunction. Please note that

- Operation while wearing gloves
- Operation with fingernails
- Operating the device while a foreign object is placed on the operation surface
- Operating with a protective sheet or sticker attached
- Operating the display when there are water droplets or condensation on it
- Operating with wet or sweaty fingers

-
- The sticker with the IMEI printed on it certifies that the product and communication module you are using comply with the Radio Law and the Telecommunications Business Law, so please do not remove it.
-

- Do not use modified phones under any circumstances. Using modified equipment violates the Radio Law. This product has been certified as conforming to technical standards for specific wireless equipment under the Radio Law, and as proof of this, the "Technical Conformity Mark" is displayed on the product. If you remove the screws from the product body and make internal modifications, the technical conformity certification will become invalid. Using the product in a state where the technical conformity certification has become invalid will violate the Radio Law, so please do not use it under any circumstances.
-

- This product is designed to be difficult to disassemble in order to prevent unauthorized modification, and modification is prohibited by the Radio Law.
-

- Contacts, emails, favorites, and other information registered on this product may be changed or lost due to accidents, malfunctions, repairs, or other handling. Be sure to make a copy of any important information. Please note that we are not responsible for any damages or lost profits in the unlikely event that the information is changed or lost.
-

- Please note that content data (whether paid or free) saved on this product cannot be transferred when the product is replaced for repair or other purposes.
-

- This product uses liquid crystal for the display. The display response speed may slow down at low temperatures, but this is due to the nature of the liquid crystal and is not a malfunction. It will return to normal when it returns to room temperature.
-

The display used in this product is made using highly advanced technology, however, there may be some dots that do not light up or are always lit. Please note that these are not malfunctions.

- We recommend that you keep a separate copy of any photo/video data or music data you have taken on your computer by attaching them to emails, etc. However, please note that there may be some data that cannot be copied even with the above methods, such as data that is copyright protected.
-

- Please note that bringing magnetic devices such as magnetic cards, speakers, and televisions close to this product may cause malfunction. Bringing a strong magnetic field close to the product may cause it to malfunction.
-

- When storing the product in a pocket or bag, make sure the display does not come into contact with metal or other hard objects as this may cause scratches or damage. Also, please be careful not to let metal or other hard objects touch the display as this may cause scratches or damage.
-

- Do not insert anything other than a microSD memory card into the microSD memory card slot of this product.
-

- When inserting or removing the micro SD memory card, do not use more force than necessary as this may injure your hands or fingers.
-

- Do not subject the micro SD memory card to vibration or shock, or turn off the power while the card is writing or reading data. Doing so may result in data loss or damage.
-

- When listening to the incoming call, make sure the earpiece is placed at the center of your ear. If the earpiece (audio hole) is blocked by the ear, it may be difficult to hear the sound.

-
- Please note that even if you cover the mouthpiece to prevent your voice from being heard by the other party, your voice will still be heard by the other party.
-

- When using hands-free calling, loud sounds may come from the speaker. Please use with caution, such as keeping the speaker far away from your ears.
-

- Please note that if you place a sticker or other object over the proximity sensor, it may cause the sensor to malfunction, causing the display to constantly go blank when receiving a call or during a call, and making it impossible to operate the device.
-

■ About the touch panel

- Please use your fingers to perform touch operations. Do not use ballpoint pens, pencils, or other sharp objects. Not only will it not function properly, but it may also scratch or damage the display.
-

- Do not attach stickers or sheets (such as commercially available protective films or privacy sheets) to the display. This may cause the touch panel to not work properly.
-

- If the product is suddenly moved from a cold place to a warm place, or if it is used in a humid place or near an air conditioner vent where the temperature changes suddenly, water droplets may form inside the product (this is called condensation). Please note that using the product under such conditions may cause corrosion or breakdown due to moisture.
-

- Please be careful not to apply excessive force to the connection terminal or earphone terminal when an external device is connected, as this may cause damage.
-

- - Do not dispose of this product with regular trash. In order to protect the environment and make effective use of resources, please help by recycling this product when it is no longer needed.
-

- Do not use your fingernails to perform touch operations, as this may result in injury such as cracked nails or jammed fingers.
-

- If the display surface is dirty or wet with sweat or water, it may cause malfunction. In that case, wipe the display surface dry with a soft cloth.
-

- When carrying the device in a pocket or bag, please be aware that the touch panel may malfunction if conductive materials such as metal come close to the touch panel.
-

■ About the built-in rechargeable battery

- The built-in rechargeable battery is a consumable item. If the function does not recover even after charging, it has reached the end of its life and should be discontinued. Battery replacement will be handled by the store where you purchased it or the support center. There will be a period when the product cannot be used. Please be aware of this in advance. The lifespan will vary depending on the conditions of use, etc.
-

- Depending on the conditions of use, the battery pack may swell as it approaches the end of its life. This is a characteristic of the battery and does not pose a safety issue.
-

■ About charging equipment (sold separately)

- When not in use, unplug the power plug of the general-purpose charging device (sold separately) from the outlet or cigarette lighter socket.
-

- Do not wrap the power cord of the specified charging device (sold separately) around the adapter (sold separately), as this may cause electric shock, heat generation, fire, malfunction, or injury.
-

-
- Do not forcibly bend the plug or connector of the charging device (sold separately) and the connection part of the power cord. Doing so may result in electric shock, overheating, fire, breakdown or injury.

■ About camera functions

- When using the camera function, please observe general etiquette.
-

- Image data captured may be changed or lost due to a malfunction, repair, or other handling of this product. In such an event, we shall not be liable for the restoration of changed or lost data, or for any damages or lost profits caused by the change or loss of data.
-

- When taking important photos (such as a wedding), take a test shot and play back the image to make sure it was taken correctly.
-

- Do not use to record books that are for sale or information that cannot be photographed.
-

- Do not leave the camera lens exposed to direct sunlight, as this may cause the element to fade or burn.

■ About music/video

- Do not listen to music, watch videos or TV while driving a car, moped or bicycle. Using a mobile phone while driving a car or moped is prohibited by law. (Use while riding a bicycle may also be punishable by law.) Also, even when walking, be sure to pay close attention to the surrounding traffic. It may be difficult to hear surrounding sounds and you may be distracted by signs, which can lead to traffic accidents. Please be particularly careful at railroad crossings, station platforms and crosswalks.
-

Please be aware that listening to music at a high volume for long periods of time may have a detrimental effect on your hearing.

- When there are people around you, such as on a train, please be careful of sound leakage from earphones, etc.

■ About copyright and portrait rights

- If the data you have filmed or recorded with this product or the data you have downloaded from the Internet is protected in whole or in part by a third party's copyright, you are prohibited from copying, distributing, publicly transmitting, or modifying it without the permission of the copyright holder, except for personal enjoyment, according to copyright law. In addition, using or modifying the portrait or name of others without permission may violate their portrait rights, so please refrain from such use. Please note that recording may be restricted at live performances, shows, exhibitions, etc., even if the purpose is personal enjoyment.
-

- If you make still images you have taken public on an Internet homepage or other such site, please be mindful of copyright and portrait rights.

■ Please make a copy of the contents recorded by this product.

- Please make a copy* of any important information you have registered on this product yourself or imported into this product from an external source. The contents of this product's memory may be erased or changed due to unforeseen factors such as static electricity or malfunction, or due to repairs or incorrect operation. *Method of making a copy: Please save contact data, music data, and important data on a microSD memory card. Or send it as an attachment to an email, and there are some data for which a copy cannot be made even by the above method. Please be aware of this in advance.

Wireless LAN (Wi-Fi®) function

• The wireless LAN (Wi-Fi®) function of this product complies with Japanese standards and has been certified.

Precautions when using the 2.4 GHz band

- The 2.4GHz band used by wireless LAN (Wi-Fi) devices is used by various devices. In some cases, the communication speed and communication distance may decrease or communication may be interrupted due to the influence of other devices.
- Do not use in places where there is magnetism from electrical appliances, AV or OA equipment, or where electromagnetic waves are generated.
- Communication may not be possible if affected by magnetism or electrical noise. (It may be affected especially when using a microwave oven.)
- Using it near a television or radio may cause reception interference or distort the television screen.
- If there are multiple wireless LAN (Wi-Fi®) and access points nearby and they are using the same channel, the search may not be performed correctly.
- Cannot be used on an airplane. Be sure to turn off the power even if you are on an airplane that supports wireless LAN (Wi-Fi®). However, some airlines may allow you to use it. For details, please contact the airline you are flying with.

• The communication speed and distance that can be communicated vary depending on the distance between communication devices, obstacles, and the connected devices. The wireless LAN (Wi-Fi®) function of this product uses the 2.4 GHz band. In addition to home appliances such as microwave ovens and industrial, scientific, and medical devices, other similar wireless stations, in-plant wireless stations for mobile identification that require a license and are used in factory production lines, certain low-power wireless stations that do not require a license, amateur wireless stations, etc. (hereinafter referred to as "other wireless stations") are also in operation in this frequency band.

1. Before using this product, make sure that there are no other radio stations operating nearby.
2. In the unlikely event that radio interference occurs between this product and "other radio stations," immediately move the product to a different location or stop operating the device (stop emitting radio waves).
3. If you have any questions or concerns, please contact your retailer or support center.

The wireless LAN (Wi-Fi) function of this product uses the 2.4 GHz frequency band.



• Wireless LAN (Wi-Fi®) function: 2.4DS/OF4 This product uses the 2.4GHz band. The modulation method used is DS-SS and OFDM. The interference distance is approximately 40m or less.

• Bandwidth used: All bands

This means that the entire frequency band can be used and the bands of mobile identification devices can be avoided.

• Available channels vary by country.

- Please check with each airline in advance regarding use on board an aircraft.

Precautions when using the 5 GHz band

The wireless LAN (Wi-Fi®) function of this product uses the 5 GHz band. Outdoor use of the 5.2 GHz and 5.3 GHz bands is prohibited by the Radio Law.



*Please note that Wi-Fi standard an cannot be connected.

About intellectual property rights

About trademarks

Company names and product names mentioned in this document are trademarks or registered trademarks of the respective companies.

- GoogleTM, AndroidTM, Google PlayTM and other marks are trademarks of Google Inc.
 - Wi-Fi[®] is a registered trademark of the Wi-Fi Alliance[®].
 - For character conversion, we use iWnn from OMRON SOFTWARE Co., Ltd. OMRON SOFTWARE Co, Ltd 2008-2014 All Rights Reserved *Please note that we may not use this function due to specification changes.
 - Mode 1 is a registered trademark of P-UP Corporation.
- *The product names and company names listed are the trade names, trademarks, or registered trademarks of the respective companies. Please note that the TM, ®, and © marks may not appear in the text.

About Specific Absorption Rate (SAR)

This mobile phone complies with the national technical regulations regarding human absorption of radio waves and international guidelines for radio wave protection.

This mobile phone is designed to comply with national technical regulations regarding human absorption of radio waves and the radio wave protection limits recommended by equivalent international guidelines. These international guidelines were set out by the International Commission on Non-Ionizing Radiation Protection (ICNIRP), which is in collaboration with the World Health Organization (WHO), and the limits include a substantial safety margin designed to assure the safety of all users, regardless of age and health condition.

National technical standards and international guidelines stipulate the permissible value for radio wave protection in terms of the Specific Absorption Rate (SAR), which indicates the average amount of radio wave energy absorbed by the human body. The permissible SAR value for mobile phones is 2.0W/kg. The maximum SAR value for this mobile phone at the side of the head is 0.589W/kg. There may be slight differences in SAR depending on the individual product, but all are within the permissible value range.

Mobile phones are designed to have the minimum transmission power required to communicate with a mobile phone base station, so when you are actually making a call, the SAR value is usually smaller. In general, the closer you are to the base station, the lower the output of the mobile phone. This mobile phone can be used in positions other than on the side of the head. Use a carrying case or other accessory to keep the mobile phone at least 1.5 cm away from your body, with no metal (parts) between the mobile phone and the body. This confirms that this mobile phone complies with the national technical regulations and international guidelines for radio wave protection. The World Health Organization has established "A Guide to Evaluating Whether Mobile Phones pose a Potential Health Risk." To this end, numerous studies have been conducted over the past 20 years. No adverse health effects have been established as being caused by mobile phone use. For more information, please see the World Health Organization website. Please visit the Ministry's website and the Association of Radio Industries and Businesses website.

inquiry

■Inquiries regarding how to operate this product

Email address: support@mode1.jp

■Various browsing on the Internet

Mode1 official website

URL : <https://mode1.jp>



Mode1 official website

■Failure/repair inquiries

Mode1 Support Center

[Click here for weekday inquiries](#)

TEL 050-5577-6770

Operator response time: Weekdays 10:00~17:00 (excluding holidays/special holidays)

[For inquiries on weekends and holidays, please click here](#)

TEL 080-7045-7090

Operator response time: Saturdays, Sundays, and holidays 10:00~17:00

*Please note that we may be closed without notice due to operator training etc.

Import/distributor information

Company name: P-UP Co., Ltd.

URL : <https://www.p-up.world>

〒120-0034

1-4-1 Senju, Adachi-ku, Tokyo

Tokyo Art Center 11th floor



P-UP Co., Ltd. official
website



Mode1 official website

After reading this manual carefully, please keep it in a safe place.