

LES CARTES DES SYLLABES



Explications:

Ces cartes servent à jouer avec les syllabes orales.

Chaque carte représente un mot. Une ou plusieurs lignes indique où couper la carte selon le nombre de syllabes.

1. Dire les mots avec les cartes

S'aider de la découpe des cartes pour séparer les syllabes.

Exemple : ca / mion

2. Reformuler les mots

Mélange les syllabes et essaie de retrouver le bon mot en les remettant ensemble.

3. Inventer des mots rigolos

Assemble des débuts et des fins de mots différents pour créer des mots amusants.

Exemple : camion + dauphin = ca + phin → "caphin"

4. Aide à l'identification

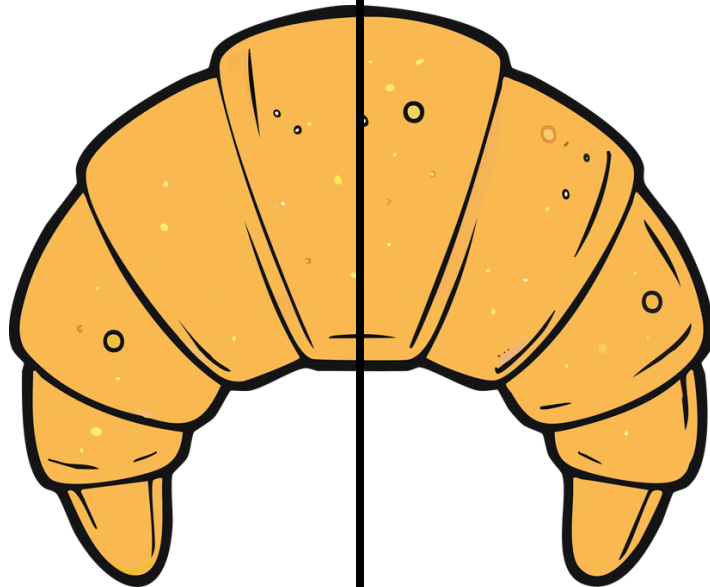
S'aider des cartes pour identifier les syllabes d'attaques, de fin,...

5. Libre à votre imagination pour d'autres jeux.




CA

MION




CROI

SSANT




DAU

PHIN




BA


LEINE



OI SEAU




LI ON



BIS

CUIT



BA


TEAU



CHO

CO

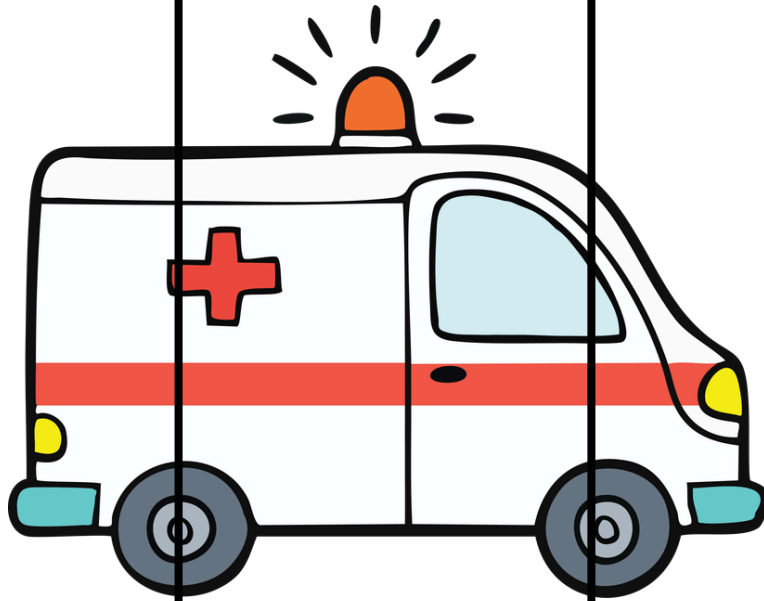
LAT



CRO

CO


DILE



AM

BU

LANC**E**



PE

RR**O**


QU**E**T



HÉ

RI


SSON



É

LÉ


PHANT



CON

FI


TURE




DI

NO


SAURE




OR DI NA TEUR



HI PPO PO TAME



RHI NO CÉ ROS



TÉ LÉ VI SION

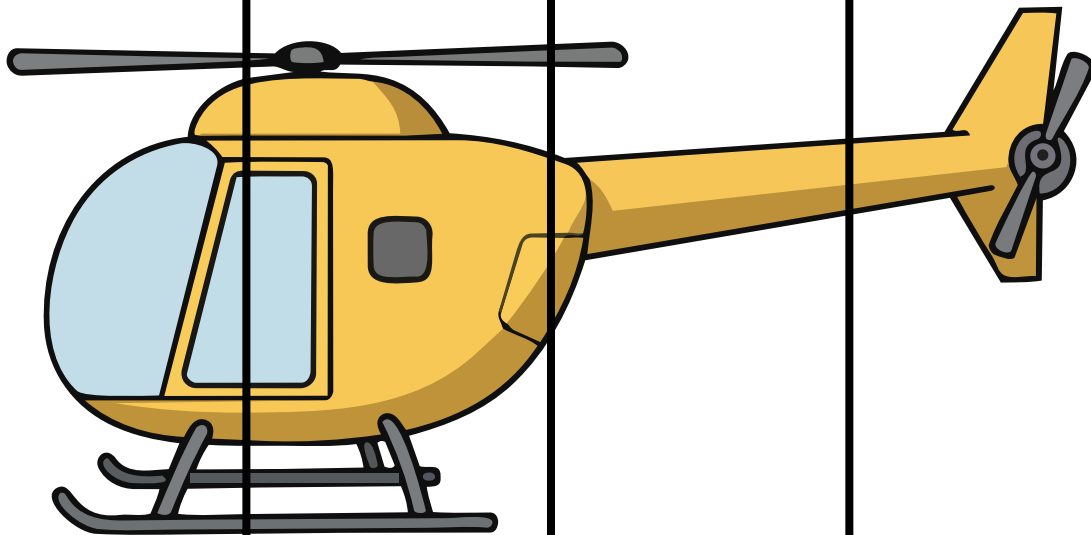


BI

BLI

O

TÉQUE




HÉ

LI

COP

TER




AS

PI

RA

TEUR



CON

GÉ

LA

TEUR