



OFFERING MEMORANDUM

ROYALMOTOR INN

1510 ADAMS AVE, LA GRANDE, OR 97850

COMPASS
COMMERCIAL

JALILI
COMMERCIAL GROUP



CONFIDENTIALITY & DISCLAIMER

All materials and information received or derived from Compass Commercial - San Francisco & Los Angeles its directors, officers, agents, advisors, affiliates and/or any third party sources are provided without representation or warranty as to completeness, veracity, or accuracy, condition of the property, compliance or lack of compliance with applicable governmental requirements, developability or suitability, financial performance of the property, projected financial performance of the property for any party's intended use or any and all other matters.

Neither Compass Commercial - San Francisco & Los Angeles its directors, officers, agents, advisors, or affiliates makes any representation or warranty, express or implied, as to accuracy or completeness of the any materials or information provided, derived, or received. Materials and information from any source, whether written or verbal, that may be furnished for review are not a substitute for a party's active conduct of its own due diligence to determine these and other matters of significance to such party. Compass Commercial - San Francisco & Los Angeles will not investigate or verify any such matters or conduct due diligence for a party unless otherwise agreed in writing.

EACH PARTY SHALL CONDUCT ITS OWN INDEPENDENT INVESTIGATION AND DUE DILIGENCE.

Any party contemplating or under contract or in escrow for a transaction is urged to verify all information and to conduct their own inspections and investigations including through appropriate third party independent professionals selected by such party. All financial data should be verified by the party including by obtaining and reading applicable documents and reports and consulting appropriate independent professionals. Compass Commercial - San Francisco & Los Angeles makes no warranties and/or representations regarding the veracity, completeness, or relevance of any financial data or assumptions. Compass Commercial - San Francisco & Los Angeles does not serve as a financial advisor to any party regarding any proposed transaction. All data and assumptions regarding financial performance, including that used for financial modeling purposes, may differ from actual data or performance. Any estimates of market rents and/or projected rents that may be provided to a party do not necessarily mean that rents can be established at or increased to that level. Parties must evaluate any applicable contractual and governmental limitations as well as market conditions, vacancy factors and other issues in order to determine rents from or for the property.

Legal questions should be discussed by the party with an attorney. Tax questions should be discussed by the party with a certified public accountant or tax attorney. Title questions should be discussed by the party with a title officer or attorney. Questions regarding the condition of the property and whether the property complies with applicable governmental requirements should be discussed by the party with appropriate engineers, architects, contractors, other consultants and governmental agencies. All properties and services are marketed by Compass Commercial - San Francisco & Los Angeles in compliance with all applicable fair housing and equal opportunity laws.

In association with Brian Brockman & Bang Realty-Oregon Inc
513.898.1551 | A licensed Oregon Broker #201238786

TABLE OF CONTENTS

04 PROPERTY INFORMATION

13 LOCATION INFORMATION

22 FINANCIAL ANALYSIS



Sam Jalili
Executive Vice President
License: CA 02053100
408.316.2157
sam.jalili@compass.com

Theodore Wong, CCIM
Vice President
License: CA 02016737
650.228.9930
theodore.wong@compass.com

Brian Bockman
Bang Realty-Oregon Inc
License: OR 201236414
513.898.1551
bor@bangrealty.com

COMPASS
COMMERCIAL

JALILI
COMMERCIAL GROUP



SECTION 1

PROPERTY INFORMATION



EXECUTIVE SUMMARY

Presenting the Royal Motor Inn, a 43-room economy motel strategically located in downtown La Grande, Oregon. This 15,000-square-foot property, built in 1963, offers an exceptional investment opportunity in the heart of a vibrant and growing community.

Well-maintained and centrally positioned, this motel delivers strong potential for steady cash flow or future redevelopment. La Grande attracts a diverse mix of travelers, including outdoor enthusiasts exploring the nearby Blue Mountains, visitors to Eastern Oregon University, and those drawn by the area’s rich history and vibrant local events. This makes the Royal Motor Inn a well-placed asset to cater to consistent demand from a variety of guest segments.

PROPERTY TYPE	HOSPITALITY
NUMBER OF ROOMS	43
YEAR CONSTRUCTED	1963
BUILDING SIZE	15,000 SF
LOT SIZE	25,590 SF

PRICE ANALYSIS

OFFERING PRICE	1,899,999
PRICE PER ROOM	\$44,162
PRICE PER SF	\$126.67
CURRENT CAP	12.44%
ADR	\$108.71
OCCUPANCY RATE	28.63%
REVPAR	\$29.62
REVENUE/ROOM	\$10,511.64

DEMOGRAPHICS

	1 MILE	3 MILES	5 MILES
TOTAL HOUSEHOLDS	4,223	6,607	6,790
TOTAL POPULATION	10,086	15,928	16,387
AVG HOUSEHOLD INCOME	\$70,728	\$75,430	\$75,890

PROPERTY DETAILS

ROYAL MOTOR INN

ADDRESS	1510 ADAMS AVE, LA GRANDE, OR 97850
APN	03S3808BA 6500

Hospitality investors will benefit from the property's proximity to key attractions such as the Eastern Oregon University and the charming downtown district with its unique shops, restaurants, and cafes. The area also boasts easy access to outdoor recreation opportunities, including hiking, biking, and skiing at nearby Anthony Lakes Mountain Resort. With a strong sense of community and a thriving local economy, the location presents an excellent opportunity for office building investors seeking a vibrant and dynamic environment.

Explore Nearby Attractions

Located in the heart of downtown La Grande, this property is surrounded by historic 19th- and 20th century architecture and is within walking distance of Liberty Theatre and Eastern Oregon University, offering enriching cultural experiences.

Access to Outdoor Adventures

Close to the Blue Mountains, Eagle Cap Wilderness, and Anthony Lakes Mountain Resort, the area provides year-round recreation opportunities, while the Grande Ronde Valley adds scenic beauty and showcases a rich agricultural heritage of barley, wheat, and cattle ranching.

Convenient Downtown Amenities

Centrally positioned among La Grande's local restaurants, boutique shops, and vibrant community activities, this location offers travelers easy access to dining, shopping, and entertainment in the city's charming downtown area.

Hub for Events and Travel

Ideally situated for visitors attending events at Eastern Oregon University or the Liberty Theatre, the property also serves as a gateway for travelers exploring the region's natural and cultural attractions benefiting from a stable and thriving hospitality market.

HIGHLIGHTS

Value-Add Through Operational Improvements

The property is currently operating below regional occupancy averages, presenting an opportunity for a new owner to increase revenue through improved management, online travel agency exposure (Booking.com, Expedia), and targeted marketing initiatives.

Acquisition Below Replacement Cost

Offered at approximately \$44,000 per room, the Royal Motor Inn is priced significantly below the cost to develop a new hospitality asset, providing investors with an attractive basis and long-term downside protection.

Multiple Local Demand Drivers

The property benefits from its proximity to Eastern Oregon University, regional outdoor recreation destinations, and Interstate travel routes, generating consistent demand from university visitors, outdoor enthusiasts, and drive-through travelers.

Independent Hospitality Asset with Operational Flexibility

As an independent motel, the property allows a new owner to implement operational improvements, adjust pricing strategies, and pursue branding or repositioning opportunities without franchise restrictions.

Prime Downtown Location

Situated in the heart of La Grande's historic downtown district, the property is within walking distance of restaurants, retail, and Eastern Oregon University, enhancing its appeal to both leisure and business travelers.

43-Room Economy Motel in Downtown Location

Well positioned to serve budget travelers, construction crews, and regional visitors seeking affordable accommodations near downtown La Grande.

**ROYAL
MOTOR INN**
VACANCY

CLEAN ROOMS
FREE WIF CABLE

SPEED
25















SECTION 2

LOCATION INFORMATION



LA GRANDE, OR

La Grande, Oregon, is a picturesque city nestled in the Grande Ronde Valley of Union County, surrounded by the majestic Blue Mountains. Known for its blend of natural beauty, rich history, and a welcoming, close-knit community, La Grande offers an appealing balance between tranquil small-town charm and the vibrancy of a university town.

With a population reflecting a mix of families, young professionals, and retirees, the city has a median age of 35. While the population is predominantly White, there is growing representation from Hispanic, Native American, and other ethnic groups. The median household income is approximately \$45,000, with a relatively low cost of living compared to larger Oregon cities.

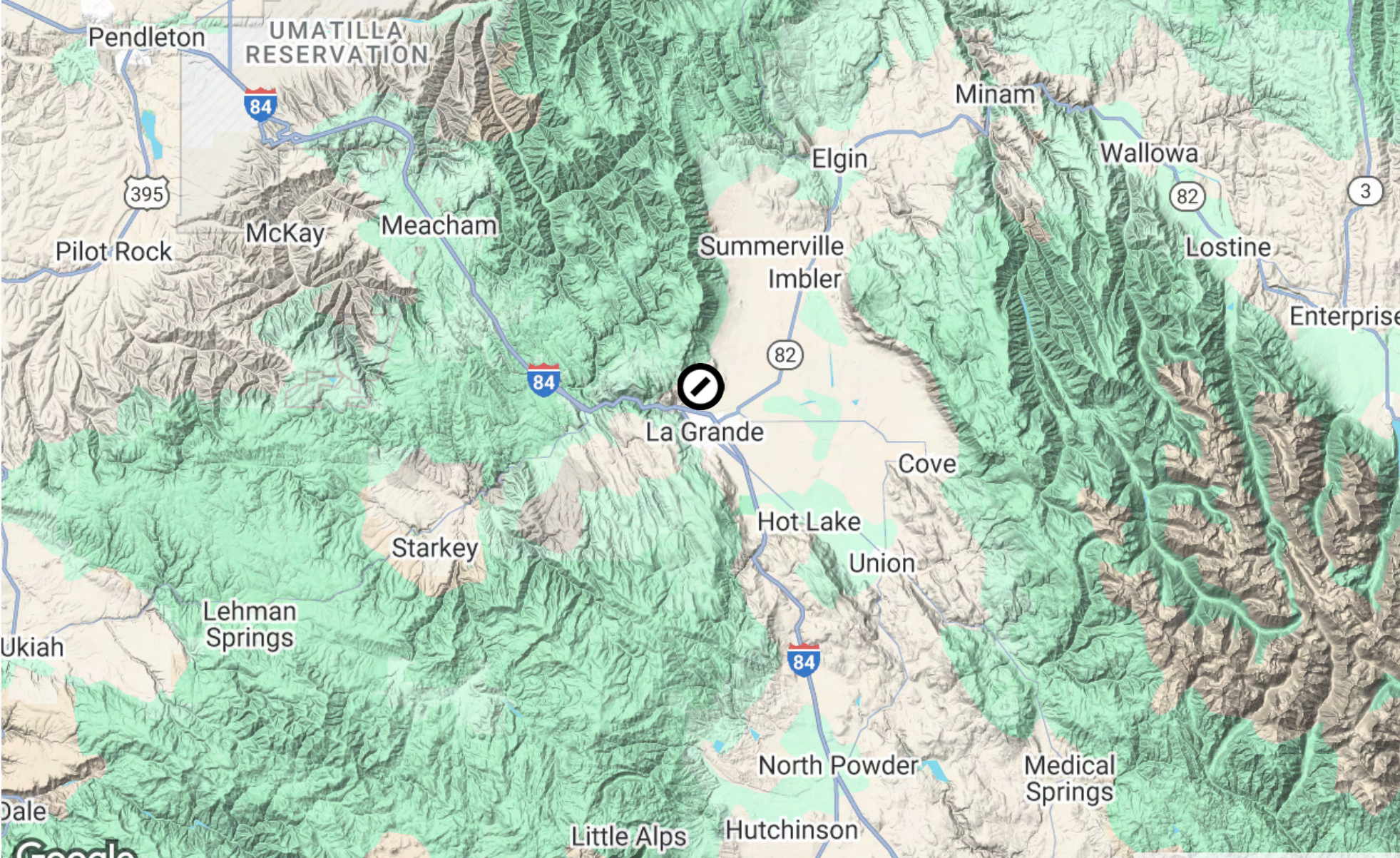
La Grande's economy thrives on education, healthcare, and retail trade, with Eastern Oregon University (EOU) serving as a cornerstone institution. EOU not only provides higher education but also contributes to the city's cultural life with arts programs, music festivals, and theatrical performances. Agriculture and forestry remain vital to the local economy, and the region benefits from its rich farming and ranching heritage.

The city is a gateway to outdoor adventure, offering easy access to the Wallowa-Whitman National Forest for hiking, camping, and wildlife viewing. The Grande Ronde River is a favorite spot for fishing and rafting, making La Grande a haven for nature enthusiasts.

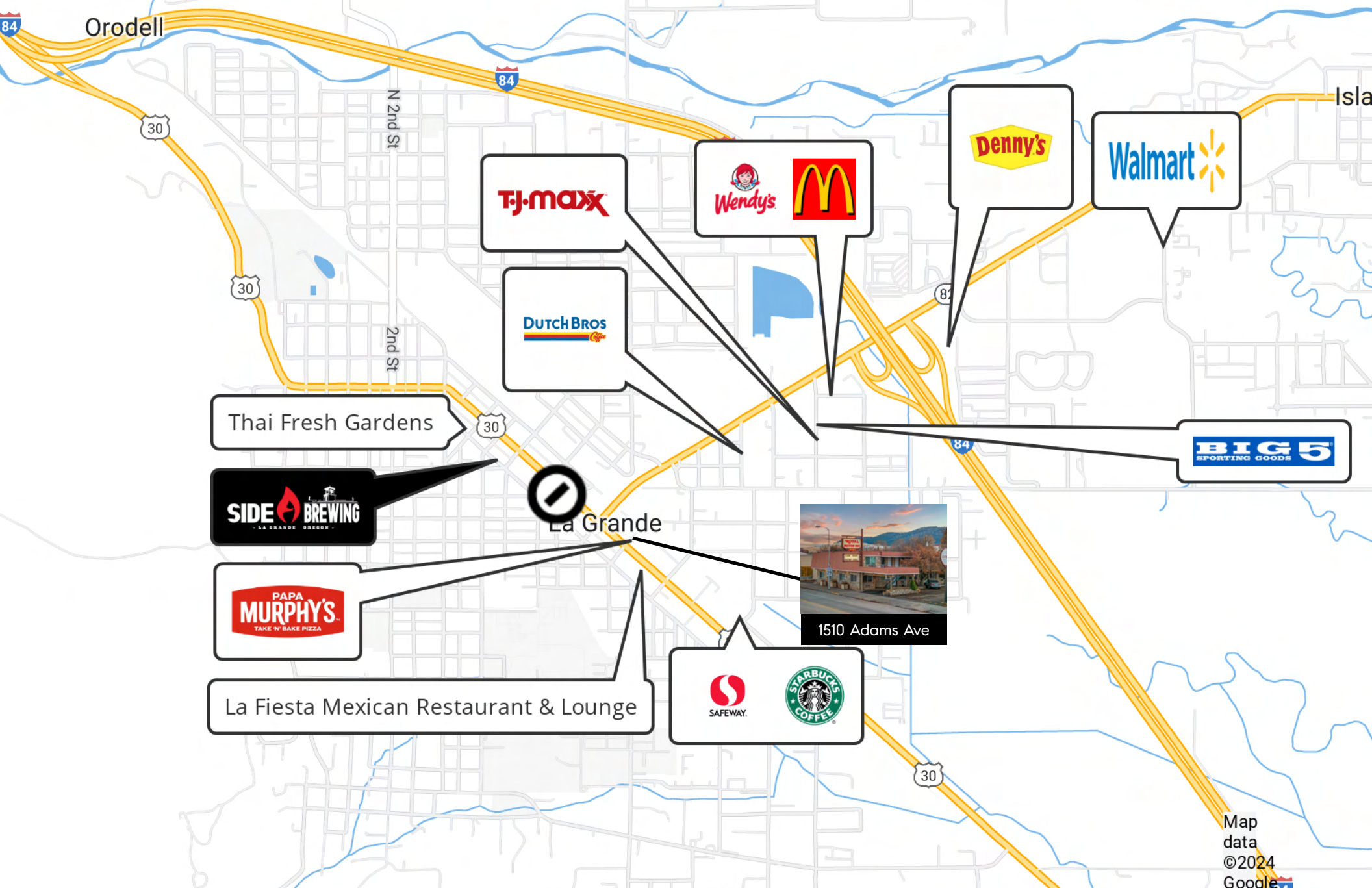
La Grande also boasts a thriving arts scene and a historic downtown district, where early 20th-century buildings house local boutiques, galleries, and restaurants, adding to the city's unique charm. Its deep roots in history as a stop along the Oregon Trail are evident in its preserved landmarks and pioneer heritage.

For those seeking a serene lifestyle with opportunities for cultural and recreational engagement, La Grande offers the best of both worlds. Its strategic location provides easy access to both rural escapades and urban experiences, with Portland just over four hours away by car.

REGIONAL MAP



RETAILER MAP



Map data ©2024 Google

POINTS OF INTEREST

- 1. ANTHONY LAKES MOUNTAIN RESORT

- 2. CATHERINE CREEK STATE PARK

- 3. ELKHORN WILDLIFE AREA

- 4. FOX HILL TRAILHEAD

- 5. GRANDE RONDE RIVER

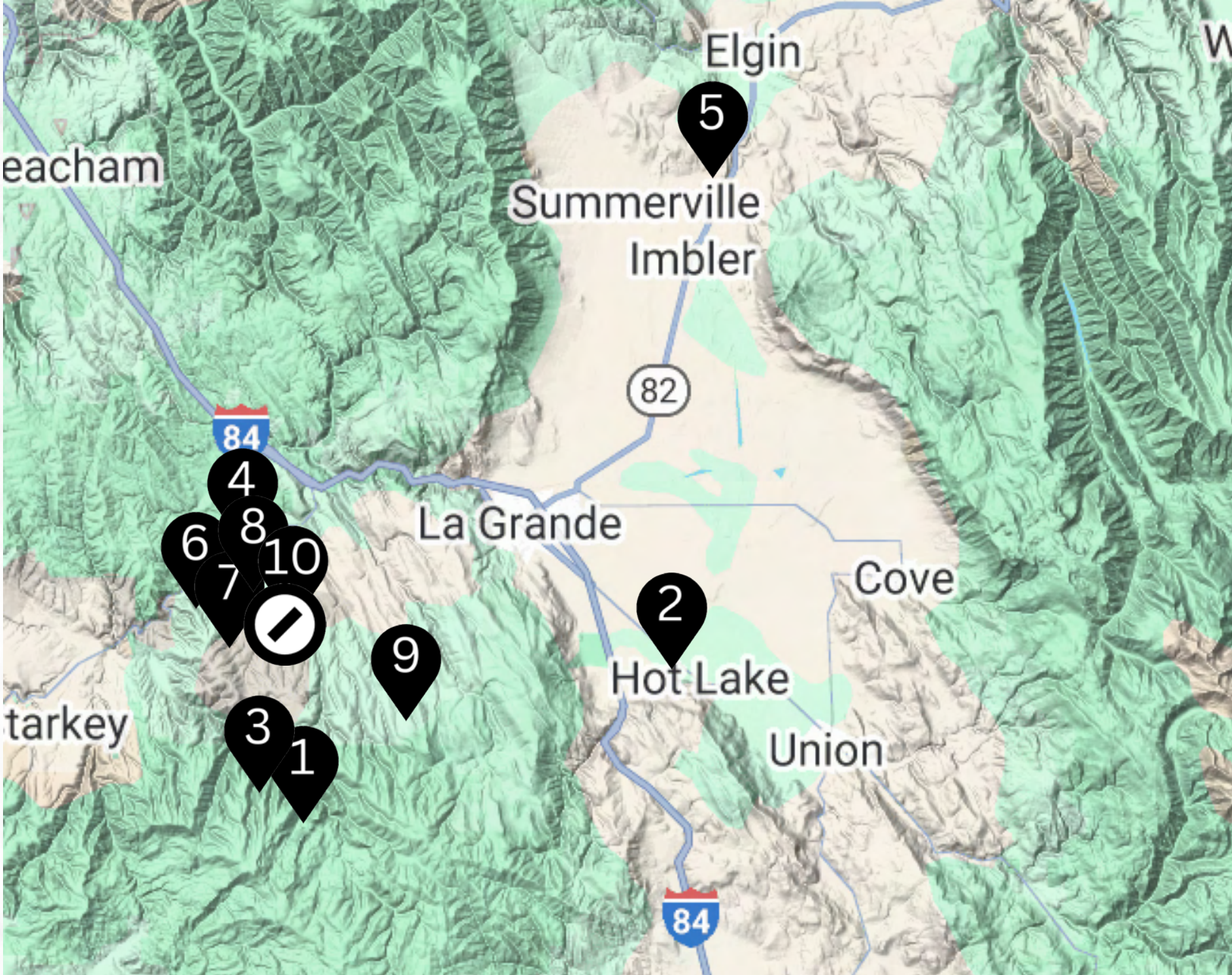
- 6. HILGARD JUNCTION STATE PARK

- 7. LADD MARSH WILDLIFE AREA

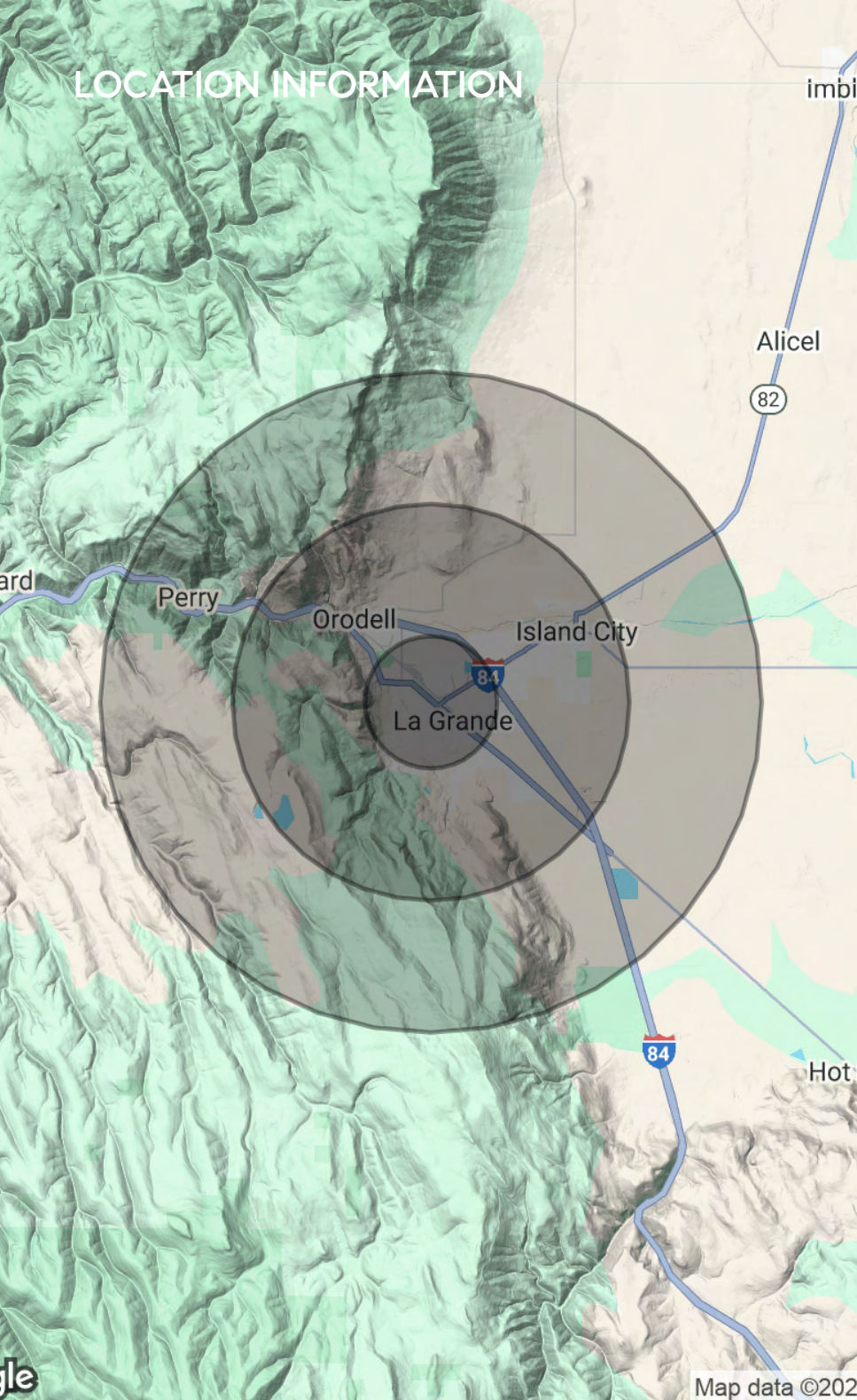
- 8. MORGAN LAKE

- 9. WALLOWA-WHITMAN NATIONAL FOREST

- 10. RIVERSIDE PARK



LOCATION INFORMATION



DEMOGRAPHICS

POPULATION	1 MILE	3 MILES	5 MILES
TOTAL POPULATION	10,086	15,928	16,387
MEDIAN AGE	39	40	40
AVERAGE AGE (MALE)	38	39	39
AVERAGE AGE (FEMALE)	40	41	41

HOUSEHOLDS & INCOME	1 MILE	3 MILES	5 MILES
TOTAL HOUSEHOLDS	4,223	6,607	6,790
AVERAGE HOUSEHOLD SIZE	2.4	2.4	2.4
AVERAGE HOUSEHOLD INCOME	\$70,728	\$75,430	\$75,890
MEDIAN HOUSE VALUE	\$265,665	\$279,222	\$280,955

DAYTIME EMPLOYMENT

	1 MILE			3 MILE			5 MILE		
	EMPLOYEES	BUSINESSES	EMPLOYEES PER BUSINESS	EMPLOYEES	BUSINESSES	EMPLOYEES PER BUSINESS	EMPLOYEES	BUSINESSES	EMPLOYEES PER BUSINESS
SERVICE-PRODUCING INDUSTRIES	6,569	876	7	8,478	1,092	8	8,793	1,118	8
TRADE, TRANSPORTATION & UTILITIES	603	98	6	1,275	146	9	1,503	156	10
INFORMATION	151	18	8	192	24	8	202	25	8
FINANCIAL ACTIVITIES	377	93	4	468	115	4	472	117	4
PROFESSIONAL & BUSINESS SERVICES	378	72	5	522	104	5	534	106	5
EDUCATION & HEALTH SERVICES	3,063	351	9	3,322	381	9	3,324	383	9
LEISURE & HOSPITALITY	650	67	10	958	87	11	974	89	11
OTHER SERVICES	458	113	4	561	148	4	572	151	4
PUBLIC ADMINISTRATION	889	64	14	1,180	87	14	1,212	91	13
GOODS-PRODUCING INDUSTRIES	304	53	6	808	104	8	1,308	117	11
NATURAL RESOURCES & MINING	75	12	6	276	29	10	288	31	9
CONSTRUCTION	112	32	4	298	58	5	313	63	5
MANUFACTURING	117	9	13	234	17	14	707	23	31
TOTAL	6,873	929	7	9,286	1,196	8	10,101	1,235	8

LOCATION INFORMATION



CONSUMER SPENDING

CATEGORIES	PER 5 MILE HOUSEHOLDS	AVG HOUSEHOLDS
APPAREL	\$10,054,834	4.86%
ENTERTAINMENT, HOBBIES & PETS	\$33,271,213	16.10%
FOOD & ALCOHOL	\$56,815,312	27.49%
HOUSEHOLD	\$29,622,249	14.33%
TRANSPORTATION & MAINTENANCE	\$56,208,272	27.19%
HEALTH CARE	\$10,672,703	5.16%
EDUCATION & DAYCARE	\$10,056,273	4.87%
TOTAL	\$206,700,856	100.00%

TRAFFIC

COLLECTION STREET	TRAFFIC VOLUME	MI FROM PROPERTY
ADAMS AVENUE / GREENWOOD ST NW	7,602	0.03 MI
ADAMS AVENUE / ISLAND AVE SE	7,853	0.09 MI
GREENWOOD ST / MADISON AVE NE	877	0.15 MI
N AVENUE / 8TH ST E	4,729	0.15 MI
FIR STREET / WASHINGTON AVE SW	3,455	0.15 MI
ISLAND AVENUE / LA GRANDE-BAKER HWY	12,960	0.15 MI
HYDE ST / TURK BLVD N	76,936	0.25 MI
POLK ST / MYRTLE ST S	47,723	0.25 MI

EAST OREGON SUBMARKET HOSPITALITY REPORT

The Oregon East Area is a sizable hospitality submarket, encompassing approximately 10,000 rooms across 191 properties. Reflecting the overall market, the submarket is dominated by smaller hotels and inns, with an average property size of 53 rooms. This figure aligns closely with the regional market average but remains well below the national standard of approximately 90 rooms per property.

Over the past 12 months, the Oregon East Area's monthly occupancy rate has averaged 57.8%, falling moderately short of the broader market average of 59.6% during the same period. Despite this slight underperformance, the submarket's revenue metrics have been more stable. As of October, the 12-month average revenue per available room (RevPAR) grew at of 2.8%, closely mirroring the broader Oregon Area market's performance. This steady growth indicates resilience in revenue generation, even as occupancy rates trail the market average.

Development activity in the Oregon East Area has picked up recently, with an 82-room hotel project currently under construction. This marks the largest volume of new rooms underway in the past three years. Over the same period, the submarket saw three additional projects come online, contributing approximately 130 rooms to the inventory. However, this growth has been partially offset by demolitions, which removed about 42 rooms from the market, reflecting a balance between new supply and adjustments to older properties.

Investment activity in the Oregon East Area has slowed over the past 12 months, with fewer transactions recorded compared to previous years. This trend is consistent with a national decrease in hotel investment activity. Despite the decline in transaction volume, the submarket remains active, demonstrating its continued appeal to investors amid shifting market dynamics.

Overall, the Oregon East Area submarket shows steady development and revenue growth, despite challenges in occupancy rates and a softer investment climate. These dynamics highlight the submarket's potential for continued evolution and resilience in the hospitality sector.





SECTION 3

FINANCIAL ANALYSIS

FINANCIAL ANALYSIS

T-12 2024 INCOME & EXPENSES

INCOME	T12 2024	2024 ADR	\$108.33	2024 OCCUPANCY	28.63%	2024 REVPAR	\$29.62
ROOM REVENUE ⁽¹⁾	\$439,072	JANUARY	\$108.71	JANUARY	10.88%	JANUARY	\$12.68
OTHER INCOME ⁽²⁾	\$2,417	FEBRUARY	\$192.20	FEBRUARY	10.35%	FEBRUARY	\$16.19
TOTAL INCOME	\$441,489	MARCH	\$92.23	MARCH	15.75%	MARCH	\$15.27
		APRIL	\$97.78	APRIL	39.38%	APRIL	\$38.07
		MAY	\$88.08	MAY	28.21%	MAY	\$27.96
		JUNE	\$101.92	JUNE	52.40%	JUNE	\$50.63
		JULY	\$89.52	JULY	34.81%	JULY	\$33.94
		AUGUST	\$100.75	AUGUST	33.16%	AUGUST	\$35.87
		SEPTEMBER	\$117.33	SEPTEMBER	31.00%	SEPTEMBER	\$33.20
		OCTOBER	\$158.94	OCTOBER	39.08%	OCTOBER	\$44.12
		NOVEMBER	\$77.76	NOVEMBER	30.93%	NOVEMBER	\$32.53
		DECEMBER	\$74.71	DECEMBER	17.55%	DECEMBER	\$14.97
EXPENSES	T12 2024						
ADVERTISING ⁽³⁾	\$5,240						
BANK CHARGES ⁽⁴⁾	\$12,300						
DUES & SUBSCRIPTIONS ⁽⁵⁾	\$9,178						
OFFICE EXPENSE ⁽⁶⁾	\$2,685						
REPAIRS & MAINTENANCE ⁽⁷⁾	\$14,493						
TELEPHONE & INTERNET ⁽⁸⁾	\$10,021						
UTILITIES ⁽⁹⁾	\$26,326						
ON-SITE MANAGEMENT ⁽¹⁰⁾	\$50,000						
TOTAL	\$130,243						
FIXED EXPENSES	T12 2024						
INSURANCE	\$21,198						
PROPERTY TAX	\$16,655						
LODGING TAX	\$37,008						
TOTAL	\$74,861						
NET OPERATING INCOME	\$236,386						
CAP RATE	12.44%						

Notes:

- (1) Room revenue per owner-prepared financials
- (2) Miscellaneous other income per owner financials
- (3) Advertising and marketing expenses
- (4) Merchant processing and bank service fees
- (5) OTA memberships, hospitality association dues
- (6) Office supplies, printing, and administrative expenses
- (7) Repairs, maintenance, supplies, and housekeeping
- (8) Telephone & Internet service
- (9) Electric, gas, water, and trash
- (10) Estimated market-rate resident manager compensation. Property is currently self-managed.

HISTORICAL OPERATING DATA

INCOME	T-12 2023	T-12 2024	T-12 2025
ROOM REVENUE ⁽¹⁾	\$398,032	\$439,072	\$334,505
OTHER INCOME ⁽²⁾	\$1,520	\$2,417	\$1,559
TOTAL	\$399,552	\$441,489	\$336,064

EXPENSES	T-12 2023	T-12 2024	T-12 2025
ADVERTISING ⁽³⁾	\$5,760	\$5,240	\$5,351
BANK CHARGES ⁽⁴⁾	\$12,744	\$12,300	\$12,166
DUES & SUBSCRIPTIONS ⁽⁵⁾	\$8,320	\$9,178	\$9,707
OFFICE EXPENSE ⁽⁶⁾	\$1,876	\$2,685	\$3,015
REPAIRS & MAINTENANCE ⁽⁷⁾	\$24,218	\$14,493	\$13,564
TELEPHONE & INTERNET ⁽⁸⁾	\$3,584	\$10,021	\$9,707
UTILITIES ⁽⁹⁾	\$33,672	\$26,326	\$24,812
ON-SITE MANAGEMENT ⁽¹⁰⁾	\$50,000	\$50,000	\$50,000
TOTAL	\$140,174	\$130,243	\$128,322

FIXED EXPENSES	T-12 2023	T-12 2024	T-12 2025
INSURANCE	\$20,886	\$21,198	\$32,041
PROPERTY TAX	\$16,361	\$16,655	\$17,245
LODGING TAX	\$30,715	\$37,008	\$25,811
TOTAL	\$67,962	\$74,861	\$75,097

NET OPERATING INCOME	\$191,416	\$236,386	\$132,645
-----------------------------	------------------	------------------	------------------

2023	
ROOMS	43
AVAILABLE ROOMS	15,595
ROOMS SOLD	4,827
OCCUPANCY	30.95%
REVPAR	\$25.52
REVENUE/ROOM	\$9,256.56

2024	
ROOMS	43
AVAILABLE ROOMS	15,595
ROOMS SOLD	6,283
OCCUPANCY	40.29%
ADR	\$82.46
REVPAR	\$28.15
REVENUE/ROOM	\$10,210.98

2025	
ROOMS	43
AVAILABLE ROOMS	15,595
ROOMS SOLD	2,218
OCCUPANCY	14.16%
ADR	\$149.63
REVPAR	\$20.85
REVENUE/ROOM	\$7,964.35



**ROYAL
MOTOR INN**
VACANCY

CLEAN ROOMS
FREE WIF. CABLE

GLOBE
FURNITURE

LOCAL
COMMUNITY STORE

SPEED
25

ENTER
ONLY

Sam Jalili

Executive Vice President
License: CA 02053100
408.316.2157
sam.jalili@compass.com

Theodore Wong, CCIM

Vice President
License: CA 02016737
650.228.9930
theodore.wong@compass.com

Brian Bockman

Bang Realty-Oregon Inc
License: OR 201236414
513.898.1551
bor@bangrealty.com

COMPASS
COMMERCIAL

JALILI
COMMERCIAL GROUP

In association with Brian Brockman & Bang Realty-Oregon Inc
513.898.1551 | A licensed Oregon Broker #201238786