



LIGHTING PRODUCTS CATALOUGE

20
25

WHO WE ARE

LYD for LED Technology



LYD is your one-stop shop for all your lighting needs. We are a leading provider of high-quality, energy-efficient and affordable led lighting products and services. Whether you need indoor or outdoor lighting, residential or commercial lighting, decorative or functional lighting, we have it all. We offer a wide range of products, such as led bulbs, strips, panels, tubes, spotlights, floodlights, downlights, track lights and more. We also provide installation, maintenance and repair services for your convenience. Our team of experts can help you design and customize your lighting project according to your preferences and budget. Contact us today and let us brighten up your space with our led lighting solutions.

OUR PARTNERS



OUR VISION

LYD for LED Technology



At LED Light Solutions, we believe that lighting is more than just illumination. It is a powerful tool that can enhance the mood, atmosphere and functionality of any space. That's why we are committed to providing our customers with the best led lighting solutions that suit their needs and expectations. Our vision is to become the leading led lighting company in the industry, by offering innovative, reliable and eco-friendly products and services. We aim to create long-term relationships with our customers, partners and suppliers, based on trust, quality and satisfaction. We also strive to contribute to the social and environmental well-being of our community, by reducing our carbon footprint and supporting various causes. Join us in our journey to make the world a brighter place with led lighting.



OUR GOALS

LYD for LED Technology



We have set ourselves some ambitious goals to achieve our vision.

- Expand our product portfolio and offer a wider range of led lighting options for different applications and sectors
 - Increase our market share and customer base by delivering high-quality products and services at competitive prices
 - Improve our customer satisfaction and loyalty by providing excellent customer service and after-sales support
 - Invest in research and development and adopt the latest technologies and trends in the led lighting industry
 - Enhance our brand awareness and reputation by engaging in effective marketing and communication strategies
 - Foster a positive and productive work environment for our employees, where they can grow and thrive
 - Adhere to the highest standards of ethics, safety and quality in all our operations
- To partner with other organizations and stakeholders that share our values and vision
- Measure and monitor our performance and progress towards our goals and take corrective actions when needed

PRODUCT DATASHEET

Discription

Recessed Slim Panel 60×60 suitable for general lighting ,by good luminous parameters, quick installation and a uniform luminance on the surface of the diffuser.

Applications

Offices Restaurants Hotels Corridors Conference rooms

PRODUCT DIScription

Installation

Surface / Recessed / Suspended

Body

Die cast aluminium frame

Diffuser

PMMA / PC Anti UV

Beam angle

Diffuse

IP

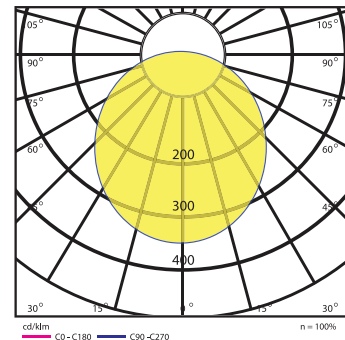
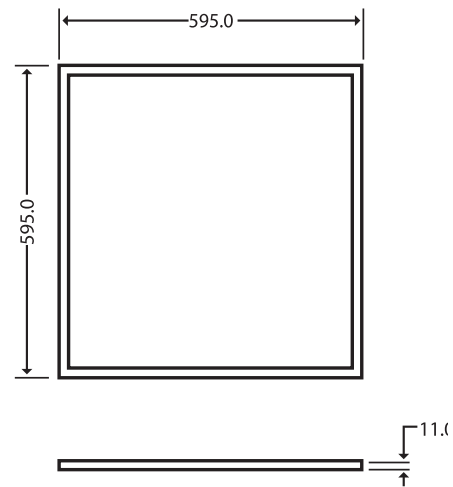
40

Dimension

L 595 × H 595 × W 11 mm

Painting color

Electrostatic Painting / white (or Upon Request)



LIGHT SOURCE

Brand Osram

Type SMD 2835

Life time > 50,000 hrs

CCT 4000 K - 6500 K

CRI 80

Efficacy 150 lm/w

Warranty 5 years

DRIVER

Position Inside

Brand V.Schwabe - Tridonic - Osram

Life time 50,000 - 100,000 hrs

Power factor 0.98

Efficiency 90 %

Output current 850 - 1050 mA

Warranty 5 years

Notes :

■ CCT 4000 K and 6500 K are upon request by adding 4 instead of X for 4000 K and 6 for 6500 K to code .

Examples: Pole head 36W 6500K : SLP - 0366.

■ Special specs available on request.

Product code	Wattage (W)	Luminaire Lumens (LM)	Efficacy	CCT	CRI	IP
SLP - 036X	36	3960	110 lm/w	4000 K	80	40
SLP - 040X	40	4400		6500 k		



PRODUCT DATASHEET

Discription

Recessed / Surface LED Panel (Back Light) 60×60 suitable for general lighting, by good luminous parameters, quick installation and a uniform luminance on the surface of the diffuser.

Applications

Offices Restaurants Hotels Corridors Conference rooms

PRODUCT DISCRIPTION

Installation

Surface / Recessed

Body

Galvinised steel sheet and frame in aluminium.

Diffuser

Opal

Beam angle

Diffuse

IP

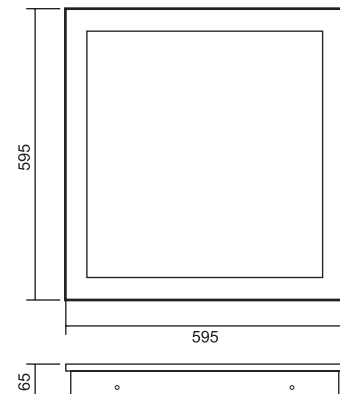
54

Dimension

L 595 × H 595 × W 65 mm

Painting color

Electrostatic Painting - white (or Upon Request)



LIGHT SOURCE

Brand Osram

Type SMD 2835

Life time > 50,000 hrs

CCT 3000 K - 6500 K

CRI 80

Efficacy 150 lm/w

Warranty 5 years

DRIVER

Position Inside

Brand V.Schwabe

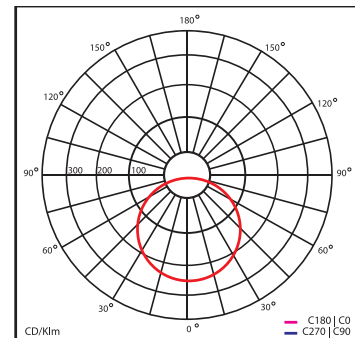
Life time 50,000 - 100,000 hrs

Power factor 0.98

Efficiency 90 %

Output current 250 - 350 - 500 mA

Warranty 5 years



Notes :

■ CCT 3000, 4000 K and 6500 K are upon request by adding 4 instead of X for 4000 K and 6 for 6500 K to code .

Examples: Back light 35W 6500K : BLP - 0356.

■ Special specs available on request.

Product code	Wattage (W)	Luminaire Lumens (LM)	Efficacy	CCT	CRI	IP
BLP - 025X	25	2950	118 lm/w	3000 K	80	54
BLP - 035X	35	4130		4000 K		
BLP - 050X	50	5900		6500 k		



PRODUCT DATASHEET

Discription

LED Panel is perfectly suitable for areas and places that needs hygiene protection to prevent transmitting bacteria.

Applications

Hospitals Clean rooms Hotels Medical center Laboratories

PRODUCT DISCRIPTION

Installation

Recessed

Body

galvinised steel sheet and die-cast aluminium frame

Diffuser

(PMMA) inprismatic engineering plastic with high thermal transmittance

Beam angle

Diffuse

IP

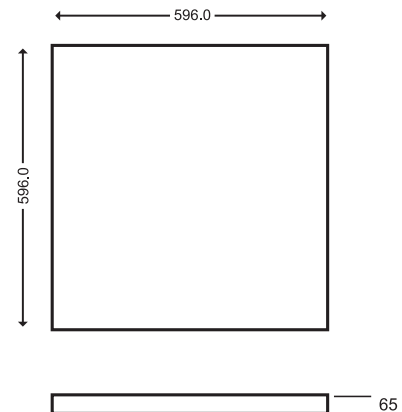

65

Dimension

L 596 × H 596 × W 65 mm

Painting color

Electrostatic Painting - white (or Upon Request)



LIGHT SOURCE

Brand Tridonic - Samsung - Cree - Osram

Type SMD 2835

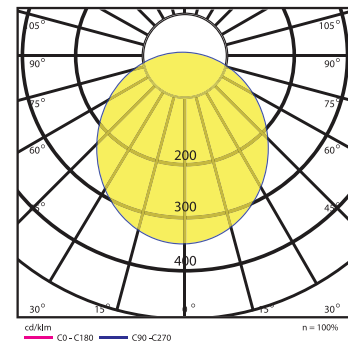
Life time > 50,000 hrs

CCT 3000 K - 6500 K

CRI 80

Efficacy 150 lm/w

Warranty 5 years



DRIVER

Position Inside

Brand Tridonic - Osram

Life time 50,000 - 100,000 hrs

Power factor 0.98

Efficiency 90 %

Output current 250 - 350 - 500 mA

Warranty 5 years

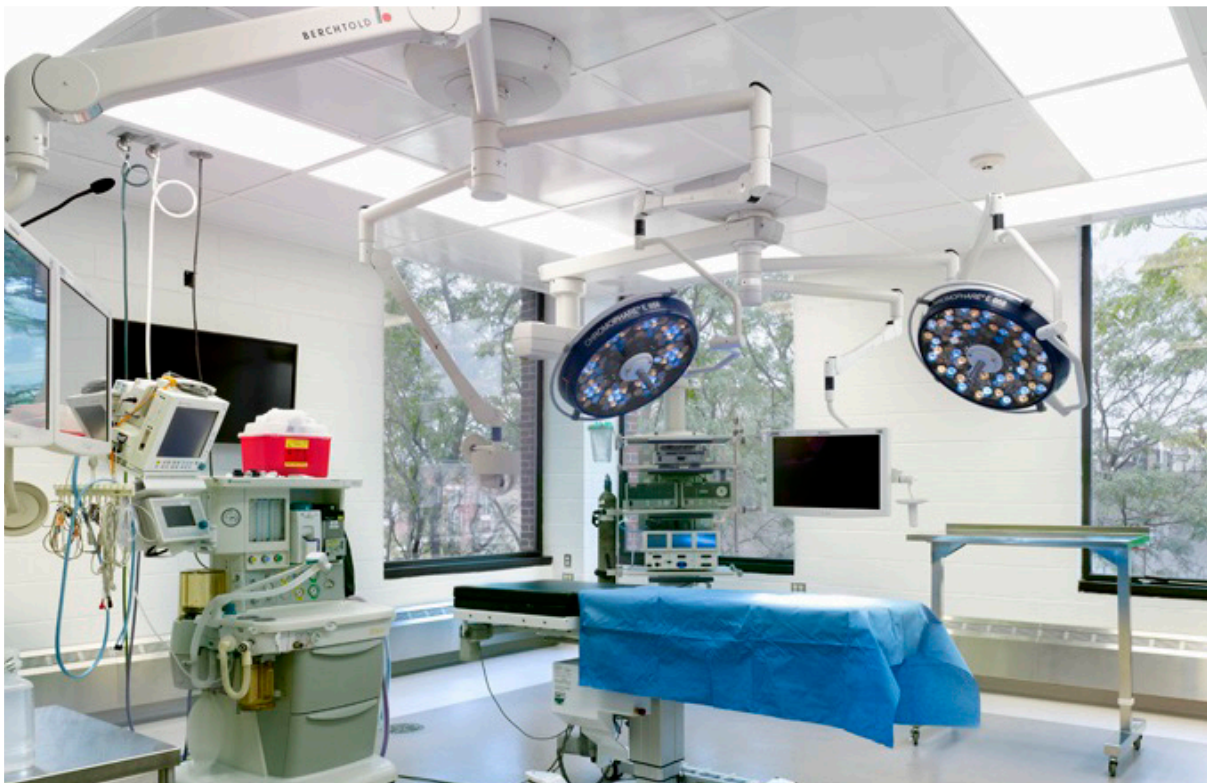
Notes :

■ CCT 3000, 4000 K and 6500 K are upon request by adding 4 instead of X for 4000 K and 6 for 6500 K to code .

Examples: Anti-bacterial LED panel 35W 3000K : ALP-0353.

■ Special specs available on request.

Product code	Wattage (W)	Luminaire Lumens (LM)	Efficacy	CCT	CRI	IP
ALP - 025X	25	2950	118 lm/w	3000 K	80	65
ALP - 035X	35	4130		4000 K		
ALP - 050X	50	5900		6500 k		



PRODUCT DATASHEET

Discription

Modern and universal downlight luminaire of high lighting parameters, based on LED module.

Applications

Offices Restaurant Hotels ► Corridors Receptions

PRODUCT DISCRIPTION

Installation

Recessed

Body

Polymer injection

Diffuser

(PMMA) inprismatic engineering plastic with high thermal transmittance

Beam angle

60 °

IP

40 / 44

Dimension

Ø 145 x H 70 mm - Ø 180 x H 80 mm

Painting color

White aluminium ring and gray heat sink or upon request

LIGHT SOURCE

Brand Tridonic - Samsung - Cree - Osram

Type SMD 2835

Life time > 50,000 hrs

CCT 3000 K - 6500 K

CRI 80

Efficacy 150 lm/w

Warranty 5 years

DRIVER

Position Inside

Brand V.Schwab - Tridonic - Osram

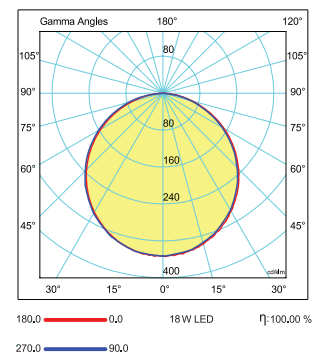
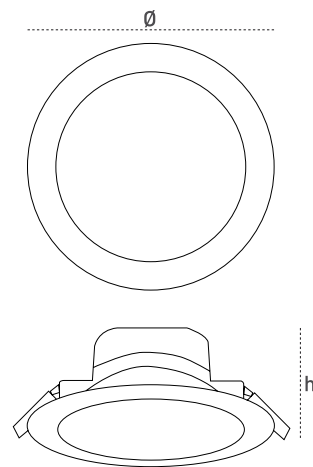
Life time 50,000 - 100,000 hrs

Power factor 0.98

Efficiency 90 %

Output current 200 -250 - 350 - 500 mA

Warranty 5 years




Notes :

■ CCT 3000, 4000 K and 6500 K are upon request by adding 4 instead of X for 4000 K and 6 for 6500 K to code .

Examples: Recessed down light 10W 3000K : RDL-0103.

■ Special specs available on request.

Product code	Wattage (W)	Luminaire Lumens (LM)	Efficacy	CCT	CRI	IP
RDL - 008X	8	880	118 lm/w	3000 K 4000 K 6500 k	80	40 / 44
RDL - 010X	10	1100				
RDL - 015X	15	1650				
RDL - 020X	20	2200				



PRODUCT DATASHEET

Discription

LED spotlight for indoor use . Well-suited for ceilings and as shop lighting. Made of die-cast powder-coated aluminium.

Applications

Offices Restaurant Hotels Corridors Receptions

PRODUCT DISCRIPTION

Installation

Recessed

Body

Die-cast aluminium

Diffuser

Glass and Aluminium reflector

Beam angle

60 ° / 75 °

IP

44 / 54

Dimension

Ø 145 x H 60 mm

Painting color

White / black (or upon request)

LIGHT SOURCE

Brand Tridonic - V.Schwabe - Osram

Type COB

Life time > 50,000 hrs

CCT 3000 K - 6500 K

CRI 80

Efficacy 160 lm/w

Warranty 5 years

DRIVER

Position Outside

Brand V.Schwab - Tridonic - Osram

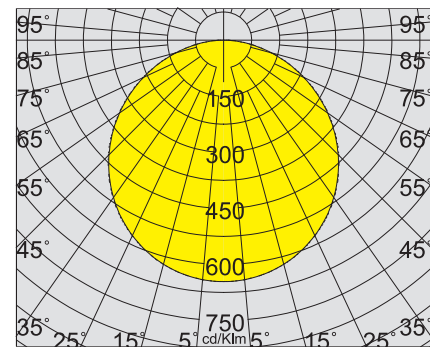
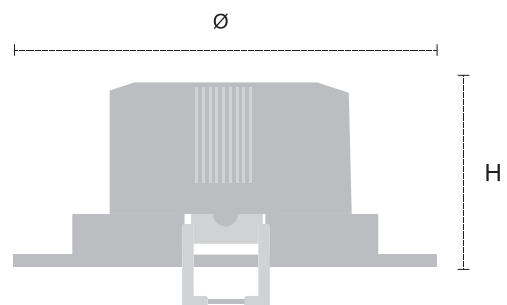
Life time 50,000 - 100,000 hrs

Power factor 0.98

Efficiency 90 %

Output current 250 - 500 - 700 mA

Warranty 5 years



Notes :

■ CCT 3000, 4000 K and 6500 K are upon request by adding 4 instead of X for 4000 K and 6 for 6500 K to code .

Examples: Recessed spotlight 9W 3000K : SRL-0093.

■ Special specs available on request.

Product code	Wattage (W)	Luminaire Lumens (LM)	Efficacy	CCT	CRI	IP
SRL - 009X	9	1080	120 lm/w	3000 K 4000 K 6500 k	80	54 / 44
SRL - 014X	14	1680				
SRL - 020X	20	2400				
SRL - 024X	24	2640				




PRODUCT DATASHEET

Discription

Wall mounted luminaire UP & DOWN with modern design and high power and efficient LED light source from renowned producers.

Applications

Corridors Receptions Outdoor Walls Villa entry Exterior Walls



PRODUCT DIScription

Installation

Wall mounted

Body

Die-cast aluminium

Diffuser

Ribbed Glass, Clear

Beam angle

30 °

IP

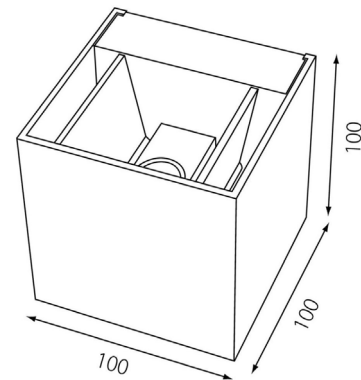
65

Dimension

W 100 x L 100 x H 100 mm

Painting color

Electrostatic Painting



LIGHT SOURCE

Brand V.Shcwabe - Tridonic - Osram

Type SMD 2835

Life time > 50,000 hrs

CCT 3000 K - 6500 k

CRI 80

Efficacy 130 lm/w

Warranty 5 years

DRIVER

Position Inside

Brand Tridonic

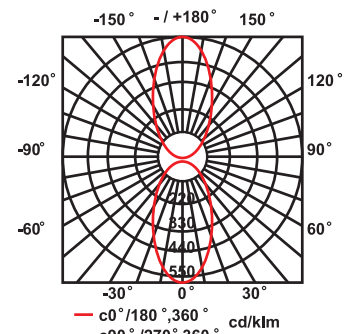
Life time 50,000 hrs

Power factor 0.95

Efficiency 90 %

Output current 250 - 350 mA

Warranty 5 years



Notes :

■ CCT 3000K, 4000K and 6500K are upon request by Adding 3 for 3000K and 6 for 6500K to Code instead of X.

Examples: UP and DOWN 10W 3000K : UDL-0103.

■ Special specs available on request.

Product code	Wattage (W)	Luminaire Lumens (LM)	Efficacy	CCT	CRI	IP
UDL - 010X	2 x 5	2 x 550	110 lm/w	3000 K - 6500 k	80	65
UDL - 014X	2 x 7	2 x 770				



PRODUCT DATASHEET

Discription

LED Surface Mounted Cylindrical Down Lights are type of lighting fixture designed to replace conventional fluorescent ceiling lights and simply bulbs. They are one of best lighting options for indoor settings.

Applications

Offices Receptions Hotels Corridors Conference rooms

PRODUCT DIScription

Installation

Surface mounted

Body

Die-cast aluminium

Diffuser

Aluminium reflector

Beam angle

60 °

IP

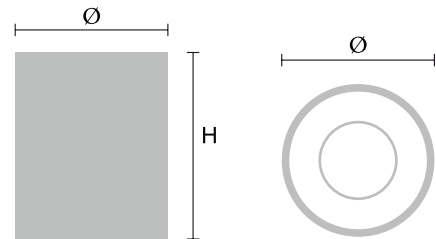
40 / 44

Dimension

H 155 x W 115 mm

Painting color

Electrostatically painted



LIGHT SOURCE

Brand Tridonic - V.Schwabe

Type COB 9 mm - COB 14 mm

Life time > 55,000 hrs

CCT 3000 K - 4000 K - 6500 K

CRI 80

Efficacy 160 lm/w

Warranty 5 years

DRIVER

Position Inside

Brand V.Schwab - Tridonic - Osram - LYD

Life time 50,000 - 100,000 hrs

Power factor 0.98

Efficiency 90 %

Output current 250 - 350 - 500 mA

Warranty 5 years

Distance (m)	Cone Diameter (m)	Beam Angle (°)	Beam Diameter (m)	Beam Area (m²)	Illuminance (lx)
0.5	0.48	60°	0.48	0.72	1389
1.0	0.97	60°	0.97	2.88	346
1.5	1.45	60°	1.45	6.58	157
2.0	1.93	60°	1.93	11.7	77
2.5	2.42	60°	2.42	20.8	40
3.0	2.90	60°	2.90	34.2	24

Notes :

■ CCT 3000, 4000 K and 6500 K are upon request by adding 4 instead of X for 4000 K and 6 for 6500 K to code .

Examples: Surface down light 12W 3000K : CDL-0123.

■ Special specs available on request.

Product code	Wattage (W)	Luminaire Lumens (LM)	Efficacy	CCT	CRI	IP
CDL - 008X	8.6	965	110 lm/w	3000 K	80	44 / 54
CDL - 012X	11.9	1310		4000 K		
CDL - 017X	17.5	1925		6500 K		



PRODUCT DATASHEET

Discription

Modern and universal downlight luminaire of high lighting parameters, based on LED module.

Applications

Offices Restaurant Hotels ► Corridors Receptions

PRODUCT DISCRIPTION

Installation

Surface mounted

Body

Die Cast Aluminium

Diffuser

Polycarbonate (PC)

Beam angle

Diffuse

IP

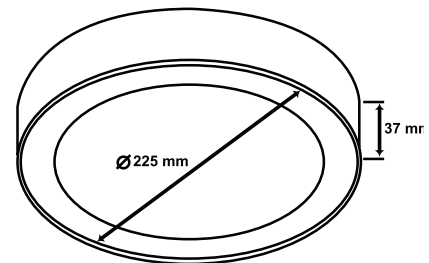
40 / 44

Dimension

Ø225 × H37 mm

Painting color

Powder painted / white or Black (or Upon Request)



LIGHT SOURCE

Brand Samsung - Cree - BridgeLux

Type SMD 2835

Life time > 50,000 hrs

CCT 3000 K - 6500 K

CRI 80

Efficacy 150 lm/w

Warranty 5 years

DRIVER

Position Inside

Brand V.Schwab - Tridonic

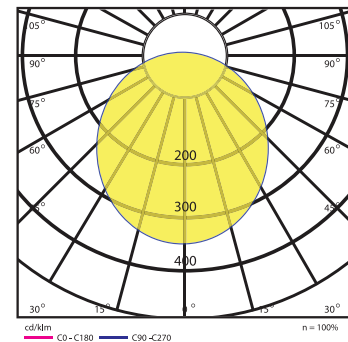
Life time 50,000 - 100,000 hrs

Power factor 0.98

Efficiency 90 %

Output current 250 - 350 - 500 mA

Warranty 5 years




Notes :

■ CCT 3000, 4000 K and 6500 K are upon request by adding 4 instead of X for 4000 K and 6 for 6500 K to code .

Examples: Surface down light 10W 3000K : SDL-0153.

■ Special specs available on request.

Product code	Wattage (W)	Luminaire Lumens (LM)	Efficacy	CCT	CRI	IP
SDL - 014X	15	1400	100 lm/w	3000 K	80	40 / 44
SDL - 020X	20	2000		4000 K		
				6500 K		



PRODUCT DATASHEET

Discription

a smart decorative lighting luminaire with body made of die-cast aluminium and polycarbonate diffuser.

Applications

Offices Restaurant Hotels ► Corridors Receptions

PRODUCT DISCRIPTION

Installation

Surface mounted

Body

Die Cast Aluminium

Diffuser

Polycarbonate (PC)

Beam angle

Diffuse

IP

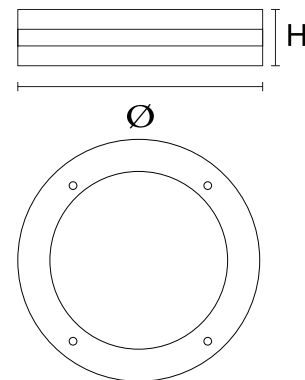
54

Dimension

Ø 250 × H 87 mm

Painting color

Electrostatic Painting (Black or Gery)



LIGHT SOURCE

Brand Osram

Type SMD 2835

Life time > 50,000 hrs

CCT 3000 K - 6500 K

CRI 80

Efficacy 110 lm/w

Warranty 5 years

DRIVER

Position Inside

Brand V.Schwab - Tridonic

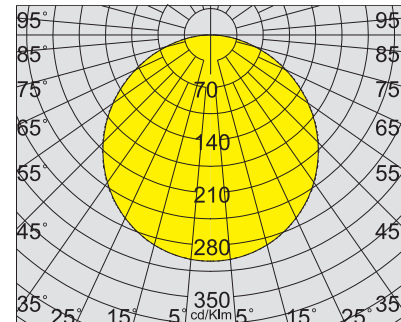
Life time 50,000 - 100,000 hrs

Power factor 0.98

Efficiency 90 %

Output current 350 - 500 mA

Warranty 5 years




Notes :

■ CCT 3000, 4000 K and 6500 K are upon request by adding 4 instead of X for 4000 K and 6 for 6500 K to code .

Examples: Surface down light 10W 3000K : CDL-0153.

■ Special specs available on request.

Product code	Wattage (W)	Luminaire Lumens (LM)	Efficacy	CCT	CRI	IP
CDL - 015X	15	1650	100 lm/w	3000 K	80	54
CDL - 020X	20	2200		4000 K		
				6500 k		



PRODUCT DATASHEET

Discription

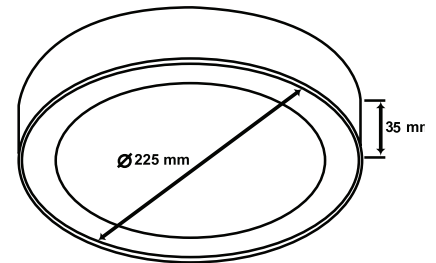
Modern and universal downlight luminaire of high lighting parameters, based on LED module.

Applications

Offices Receptions Hotels Corridors Conference rooms

PRODUCT DIScription

Installation
Surface mounted
Body
Die-cast aluminium
Diffuser
Polycarbonate (PC)
Beam angle
Diffuse °
IP
40
Dimension
Ø225 × H35 mm
Painting color
Electrostatically painted



LIGHT SOURCE

Brand	Samsung - Osram
Type	SMD
Life time	> 55,000 hrs
CCT	3000 K - 4000 K - 6500 K
CRI	80
Efficacy	160 lm/w
Warranty	5 years

DRIVER

Position	Inside
Brand	LYD
Life time	50,000 - 100,000 hrs
Power factor	0.98
Efficiency	90 %
Output current	250 - 350 - 500 mA
Warranty	5 years

0.5	0.48	0.07	0.05	0.04
1.5	0.97	0.15	0.10	0.08
1.5	1.45	0.20	0.15	0.12
2.0	1.93	0.25	0.20	0.16
2.5	2.42	0.30	0.25	0.20
3.0	2.90	0.35	0.30	0.24

Distance (m) Cone Diameter (m) Illuminance (lx)

(C = 180 (Half value angle: 51.6°))


Notes :

■ CCT 3000, 4000 K and 6500 K are upon request by adding 4 instead of X for 4000 K and 6 for 6500 K to code .

Examples: Surface down light 12W 3000K : CDL-0123.

■ Special specs available on request.

Product code	Wattage (W)	Luminaire Lumens (LM)	Efficacy	CCT	CRI	IP
CDL - 009X	9	900	110 lm/w	3000 K	80	40
CDL - 016X	16	1600		4000 K		
CDL - 024X	24	2400		6500 k		



PRODUCT DATASHEET

Discription

Modern and universal downlight luminaire of high lighting parameters, based on LED module.

Applications

Offices Restaurant Hotels ► Corridors Receptions

PRODUCT DISCRIPTION

Installation

Surface mounted

Body

Die Cast Aluminium

Diffuser

Polycarbonate (PC)

Beam angle

Diffuse

IP

20 / 44

Dimension

200"L" x 200 "W" x 40"H" mm

Painting color

Powder painted / white or Black (or Upon Request)



LIGHT SOURCE

Brand OSRAM - Cree - BridgeLux

Type SMD 2835

Life time > 50,000 hrs

CCT 3000 K - 6500 K

CRI 80

Efficacy 150 lm/w

Warranty 5 years

DRIVER

Position Inside

Brand EU - LYD (Orgin china)

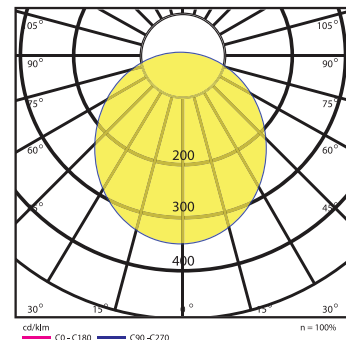
Life time 50,000 - 30,000 hrs

Power factor 0.9

Efficiency 90 %

Output current 250 - 350 - 500 mA

Warranty 5/3 years



Notes :

■ CCT 3000, 4000 K and 6500 K are upon request by adding 4 instead of X for 4000 K and 6 for 6500 K to code .

Examples: Surface down light 10W 3000K : SDL-0153.

■ Special specs available on request.

Product code	Wattage (W)	Luminaire Lumens (LM)	Efficacy	CCT	CRI	IP
SDL - 015X	15	1650	100 lm/w	3000 K	80	20 / 44
SDL - 020X	20	2000		4000 K		
				6500 k		



PRODUCT DATASHEET

Discription

Wall mounted down luminaire with a gorgeous design made of die-cast aluminium.

Applications

Outdoor Walls Gardens Landscape Access



PRODUCT DISCRIPTION

Installation

Wall mounted

Body

Die-cast aluminium

Diffuser

Tempered pressure / Clear Glass

Beam angle

30°

IP


65

Dimension

W 70 x L 90 x H 155 mm

Painting color

Electrostatic painting - Black



LIGHT SOURCE

Brand V.Schwabe - Tridonic - Osram

Type COB 9mm

Life time > 50,000 hrs

CCT 3000 k - 4000 K - 6500 K

CRI 80

Efficacy 150 lm/w

Warranty 5 years

DRIVER

Position Inside

Brand Tridonic

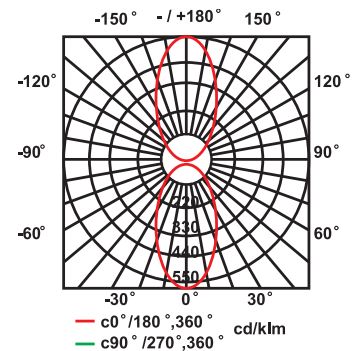
Life time 50,000 hrs

Power factor 0.95

Efficiency 90 %

Output current 250 mA

Warranty 3 years




Notes :

■ CCT 3000 K, 4000 K and 6500 K are upon request by adding 3 instead of X for 3000 K, 4 for 4000 K and 6 for 6500 K to code .

Examples: Down light 5W 3000K : DL-0053.

■ Special specs available on request.

Product code	Wattage (W)	Luminaire Lumens (LM)	Efficacy	CCT	CRI	IP
DL - 005X	5	550	110 lm/w	3000 K	80	65
DL - 010X	10	1100		4000 K		
				6500 K		



PRODUCT DATASHEET

Discription

Outdoor step light features a minimized rectangular aperture that aims illumination downward to light stairs with minimal glare. Ideal for wayfinding and added safety after dark.

Applications

Receptions Shops Art gallery

PRODUCT DISCRIPTION

Installation

Track

Body

Die-cast aluminium

Diffuser

Glass cover

Beam angle

18° / 24° / 38°

IP

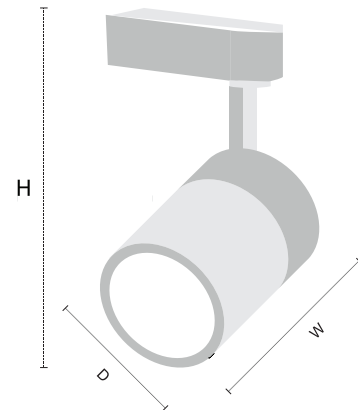
20

Dimension

D 80 x H 120 mm

Painting color

White or Black



LIGHT SOURCE

Brand V.Schwabe - Osram - Tridonic

Type COB 9 mm - COB 14 mm

Life time > 50,000 hrs

CCT 3000 K - 4000 K - 6500 K

CRI 80

Efficacy 150 lm/w

Warranty 3 years

DRIVER

Position Inside

Brand Tridonic - Philips - V.Schwabe

Life time 50,000 hrs

Power factor 0.95

Efficiency 90 %

Output current 250 - 350 - 500 mA

Warranty 5 years

0,5	0,48	EIP)	3382
		EICB)	1236
1,0	0,97	EIP)	846
		EICB)	309
1,5	1,45	EIP)	376
		EICB)	137
2,0	1,93	EIP)	211
		EICB)	77
2,5	2,42	EIP)	135
		EICB)	49
3,0	2,90	EIP)	94
		EICB)	34

Distance [m] Cone Diameter [m] Illuminance [lx]
C0 - C180 (Half value angle: 51.6°)

Notes :

■ CCT 3000k, 4000k and 6500k are upon request by adding 3 instead of X for 3000k and 4 for 4000k and 6 for 6500k to code .

Examples: Track light 12W 3000k : STL-0123.

■ Special specs available on request.

Product code	Wattage (W)	Luminaire Lumens (LM)	Efficacy	CCT	CRI	IP
STL - 012X	12	1320	110 lm/w	3000 K	80	20
STL - 018X	18	1980		4000 K		
STL - 022X	22	2420		6500 K		



PRODUCT DATASHEET

Discription

ound pendant light made of die-cast-aluminium with ON-OFF driver.

Applications

Offices Receptions Hotels Corridors Conference rooms

PRODUCT DIScription

Installation

Surface mounted

Body

Die-cast aluminium

Diffuser

Black reflector

Beam angle

15 °

IP

20

Dimension

Ø 72 mm x H 250 mm

Painting color

Electrostatically painted



LIGHT SOURCE

Brand Tridonic - V.Schwabe

Type COB 9 mm - COB 14 mm

Life time > 55,000 hrs

CCT 3000 K - 4000 K - 6500 K

CRI 80

Efficacy 160 lm/w

Warranty 3 years

DRIVER

Position Inside

Brand V.Schwab - Tridonic - Osram

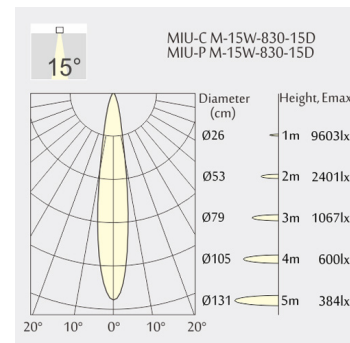
Life time 50,000 hrs

Power factor 0.9

Efficiency 90 %

Output current 200 mA

Warranty 5 years



Notes :

■ CCT 3000, 4000 K and 6500 K are upon request by adding 4 instead of X for 4000 K and 6 for 6500 K to code .

Examples: Pendant down light 15W 3000K : PDL-0153.

■ Special specs available on request.

Product code	Wattage (W)	Luminaire Lumens (LM)	Efficacy	CCT	CRI	IP
CDL - 008X	15	1650	110 lm/w	3000 K	80	20

PRODUCT DATASHEET

Discription

A suspended luminiun modern chandelier lights with gorgeous design which looks luxurious.

Applications

Receptions Living room

PRODUCT DISCRIPTION

Installation

Susoended

Body

Aluminium

Beam angle

Diffused

IP

20

Painting color

Black

LIGHT SOURCE

Brand Philips - Canyon - Epsco

Type E27

Life time > 25,000 hrs

CCT 3000 k - 4000 K - 6500 K

CRI 80

Efficacy 120 lm/w

Warranty 3 years



Product code	Wattage (W)	Luminaire Lumens (LM)	Efficacy	CCT	CRI	IP
DLL - 009X	3x9	3x900	100 lm/w	3000 K 4000 K 6500 K	80	65

Notes :

- CCT 3000K, 4000K and 6500K are upon request by Adding 3 for 3000K, 4 for 4000K and 6 for 6500K to Code instead of X.

Examples: Decorative light 9W 3000K : DLL-0093.

- Special specs available on request.

PRODUCT DATASHEET

Discription

A suspended aluminium modern chandelier lights with gorgeous design which looks luxurious.

Applications

Receptions Living room

PRODUCT DISCRIPTION

Installation

Susoended

Body

Aluminium

Beam angle

Diffused

IP

20

Painting color

Black

LIGHT SOURCE

Brand Philips - Canyon - Epsco

Type E27

Life time > 25,000 hrs

CCT 3000 k - 4000 K - 6500 K

CRI 80

Efficacy 120 lm/w

Warranty 3 years



Product code	Wattage (W)	Luminaire Lumens (LM)	Efficacy	CCT	CRI	IP
DLC - 009X	3x9	3x900	100 lm/w	3000 K 4000 K 6500 K	80	65

Notes :

- CCT 3000K, 4000K and 6500K are upon request by Adding 3 for 3000K, 4 for 4000K and 6 for 6500K to Code instead of X.

Examples: Decorative light 9W 3000K : DLC-0093.

- Special specs available on request.

PRODUCT DATASHEET

Discription

A suspended aluminium modern chandelier lights with gorgeous design which looks luxurious.

Applications

Receptions Living room

PRODUCT DISCRIPTION

Installation

Susoended

Body

Aluminium

Beam angle

Diffused

IP

20

Painting color

Black

LIGHT SOURCE

Brand Philips - Canyon - Epsco

Type E27

Life time > 25,000 hrs

CCT 3000 k - 4000 K - 6500 K

CRI 80

Efficacy 120 lm/w

Warranty 3 years



Product code	Wattage (W)	Luminaire Lumens (LM)	Efficacy	CCT	CRI	IP
DLT - 009X	3x9	3x900	100 lm/w	3000 K 4000 K 6500 K	80	65

Notes :

- CCT 3000K, 4000K and 6500K are upon request by Adding 3 for 3000K, 4 for 4000K and 6 for 6500K to Code instead of X.

Examples: Decorative light 9W 3000K : DLT-0093.

- Special specs available on request.

Product datasheet

Mirror wall mounted in a modern style LED light with very attractive shape, luminaire designed for high LED light sources with high quality driver.

Applications

► Bathrooms ► Indoor applications

PRODUCT DISCRIPTION

Installation

Wall mounted

Body

Aluminium

Diffuser

PC - anti UV

Beam angle

Diffuse

IP

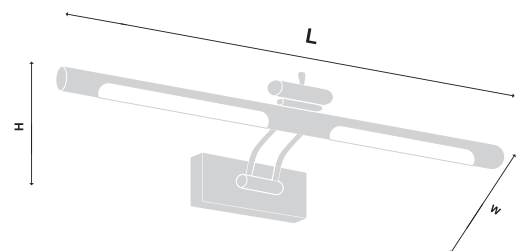

65

Dimension

W 75 x L 580 x H 65 mm

Color

Brown - Black or upon request



LIGHT SOURCE

Brand Samsung

Type SMD 2835

Life time 50,000 hrs

CCT 3000 K - 4000 K - 6500 K

CRI 80

Efficacy 130 lm/w

Warranty 3 years

DRIVER

Position Inside

Brand Tridonic

Life time 50,000 hrs

Power factor 0.98

Efficiency 90 %

Output current 250 mA - 350 mA - 500 mA

Warranty 3 years

Product code	Wattage (W)	Luminaire Lumens (LM)	Efficacy	CCT	CRI	IP
MWL - 005X	5	500	100 lm/w	3000 K	80	65
MWL - 010X	10	1000		4000 K		
MWL - 015X	15	1500		6500 K		

Notes :

- CCT 3000K, 4000K and 6500K are upon request by Adding 3 for 3000K, 4 for 4000K and 6 for 6500K to Code instead of X.

Examples: Mirror wall light 5W 3000K : MWL-0053.

- Special specs available on request.




PRODUCT DATASHEET

Discription

Energy saving low-power flexible LED strip, Easy installation with track system, Multi-cutable LED strip with Connect system, Available in warm white and neutral white.

Applications

■ Cabinet lighting ■ Hospitality ■ ► Architecture lighting ■ Wall integration



PRODUCT DISCRIPTION

Body

High efficiency silicon

Diffuser

Silicon Tube

IP

20 / 66

Dimension

L 5000 × W 10.3 × H 4mm

LIGHT SOURCE

Brand Union - Osram - Samsung

Type SMD 2835

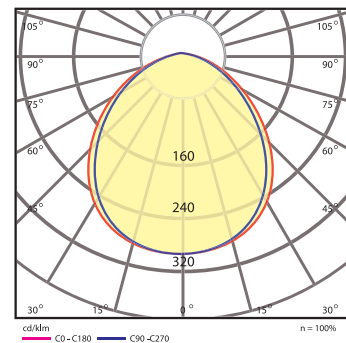
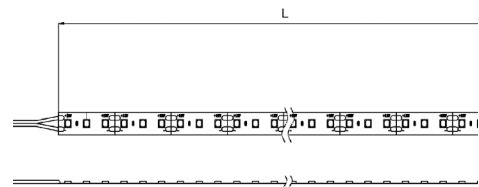
Life time 20,000 - 50,000 hrs

CCT 3000 K - 6500 K

CRI 80

Efficacy 95 lm/w

Warranty 3 years



DRIVER

Position Outside

Brand Union - Osram - Meanwell

Life time 50,000 - 100,000 hrs

Power factor 0.9

Efficiency 90 %

Output voltage 12 / 24 VDC

Warranty 3 years

Notes :

■ CCT 3000, 4000 K and 6500 K are upon request by adding 4 instead of X for 4000 K and 6 for 6500 K to code .

Examples: LED Strip 10W 3000K : LS-0103.

■ Special specs available on request.

Product code	Wattage (W)	Luminaire Lumens (LM)	Efficacy	CCT	CRI	IP
LS - 005X	5	475	95 lm/w	3000 K	80	20 / 65
LS - 010X	10	950		4000 K		
				6500 k		



PRODUCT DATASHEET

Discription

Energy saving low-power flexible LED strip, made of high efficiency silicon tube with IP 67.

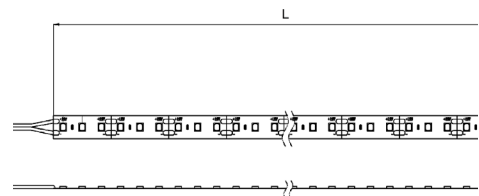
Applications

■ Cabinet lighting ■ Hospitality ■ ► Architecture lighting ■ Wall integration



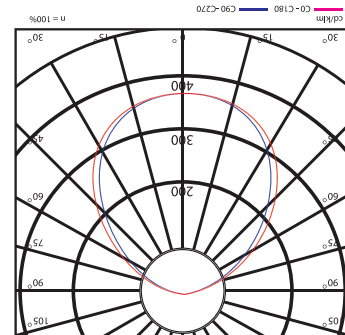
PRODUCT DIScription

Body
High efficiency silicon
Diffuser
Silicon
IP
67
Dimension
L 5000 × W 12 × H 5 mm



LIGHT SOURCE

Brand	Osram
Type	SMD 2835
Life time	50,000 hrs
CCT	3000 K - 6500 K
CRI	80
Efficacy	100 lm/w
Warranty	3 years



DRIVER

Position	Outside
Brand	Meanwell
Life time	50,000 - 100,000 hrs
Power factor	0.9
Efficiency	90 %
Output voltage	12 / 24 VDC
Warranty	3 years


Notes :

■ CCT 3000, 4000 K and 6500 K are upon request by adding 4 instead of X for 4000 K and 6 for 6500 K to code .

Examples: LED Strip 10W 3000K : PLS-0103.

■ Special specs available on request.

Product code	Wattage (W)	Luminaire Lumens (LM)	Efficacy	CCT	CRI	IP
PLS - 005X	5	450	90 lm/w	3000 K	80	67
PLS - 010X	10	900		4000 K		
				6500 k		



PRODUCT DATASHEET

Discription

Energy saving low-power flexible LED strip, Easy installation with track system, Multi-cutable LED strip with Connect system, Available in warm white and neutral white.

Applications

■ Cabinet lighting ■ Hospitality ■ ► Architecture lighting ■ Wall integration

PRODUCT DIScription

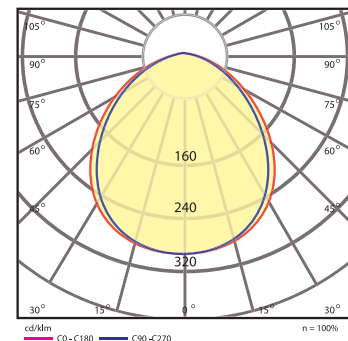
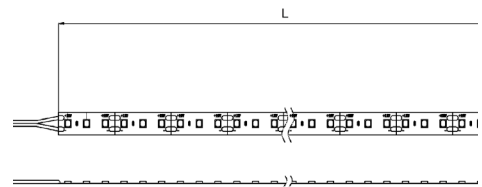
Body
High efficiency silicon
Diffuser
Silicon Tube
IP
68
Dimension
L 5000 × W 10.3 × H 4mm

LIGHT SOURCE

Brand	Union - Osram - Samsung
Type	SMD 2835 (COB Line)
Life time	20,000 - 50,000 hrs
CCT	3000 K - 6500 K
CRI	80
Efficacy	95 lm/w
Warranty	5 years

DRIVER

Position	Outside
Brand	Union - Osram - Meanwell
Life time	50,000 - 100,000 hrs
Power factor	0.9
Efficiency	90 %
Output voltage	12 / 24 VDC
Warranty	5 years




Notes :

■ CCT 3000, 4000 K and 6500 K are upon request by adding 4 instead of X for 4000 K and 6 for 6500 K to code .

Examples : LED Strip 10W 3000K : LS-0103.

■ Special specs available on request.

Product code	Wattage (W)	Luminaire Lumens (LM)	Efficacy	CCT	CRI	IP
LS - 005X	5	475	71 lm/w	3000 K	80	68
LS - 012X	12	864		4000 K		
				6500 k		



PRODUCT DATASHEET

Discription

Energy saving low-power flexible LED COB, Easy installation with track system, Multi-cutable LED strip with Connect system, Available in warm white and neutral white.

Applications

- Cabinet lighting
- Architecture lighting
- Wall integration



PRODUCT DISCRIPTION

Body

High efficiency silicon

Diffuser

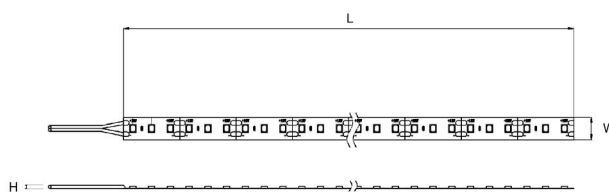
Silicon

IP

20

Dimension

L 5000 × W 10.5 × H 4 mm



LIGHT SOURCE

Brand Osram

Type COB

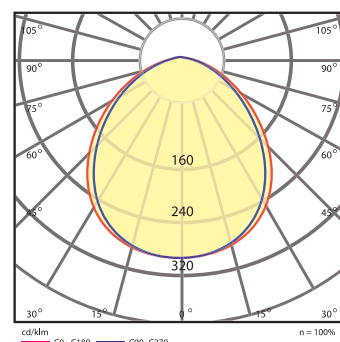
Life time 50,000 hrs

CCT 3000 K - 6500 K

CRI 80

Efficacy 95 lm/w

Warranty 3 years



DRIVER

Position Outside

Brand Meanwell - LYD

Life time 50,000 - 100,000 hrs

Power factor 0.9

Efficiency 90 %

Output voltage 12 / 24 VDC

Warranty 3 years


Notes :

■ CCT 3000, 4000 K and 6500 K are upon request by adding 4 instead of X for 4000 K and 6 for 6500 K to code .

Examples: LED Strip 10W 3000K : LS-0103.

■ Special specs available on request.

Product code	Wattage (W)	Luminaire Lumens (LM)	Efficacy	CCT	CRI	IP
LS - 005X	5	475		3000 K		
LS - 010X	10	950	95 lm/w	4000 K 6500 k	80	20 / 65



PRODUCT DATASHEET

Discription

This 24V Neonflex Top Bend is available in 4 different shapes, all in Single color. This Neonflex is controllable by PWM or just On/Off.

Applications

■ Facade lighting ■ Hospitality ■ ► Architecture lighting ■ Wall integration

PRODUCT DIScription

Body

High efficiency silicon

Diffuser


Silicon

IP

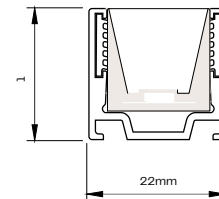
67

Dimension

L 5000 × W 16 × H 6 mm



1616



LIGHT SOURCE

Brand Osram - Sanan

Type SMD 2835

Life time 50,000 hrs

CCT 3000 K - 6500 K (Dynamic)

CRI 80

Efficacy 100 lm/w

Warranty 5 years

DRIVER

Position Outside

Brand Meanwell - LITECH

Life time 50,000 - 100,000 hrs

Power factor 0.9

Efficiency 90 %

Output voltage 12 / 24 VDC

Warranty 5 years

Notes :

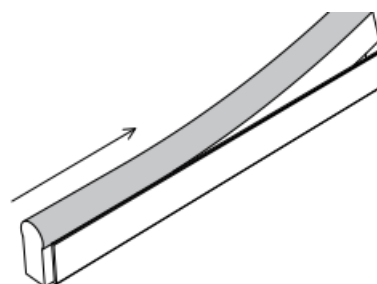
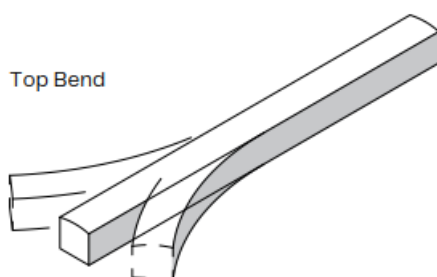
■ Standard it will be delivered with bare wire cable, it is possible to order with M12 connector as well.

■ Special specs available on request.

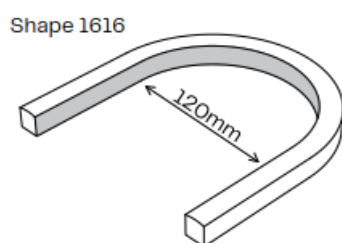
Product code	Wattage (W)	Luminaire Lumens (LM)	Efficacy	CCT	CRI	IP
PLS - 010X	10	890	89 lm/w	Dynamic	80	67
PLS - 015X	15	1335				

Bending direction Neonflex.

When using mounting profiles make sure the neonflex is pushed in from one side.



Minimum bending diameter of the Neonflex.



PRODUCT DATASHEET

Discription

Surface / Wall mounted or suspended luminaire of IP65 protection degree, Fitted to LED Tube Lamps G13.

Applications

Production halls Warehouses Garages Research laboratories



PRODUCT DISCRIPTION

Installation

Surface mounted

Body

made of high resistance Impact Polycarbonate

Diffuser

high resistance Impact Polycarbonate (Clear)

Beam angle

Diffuse

IP

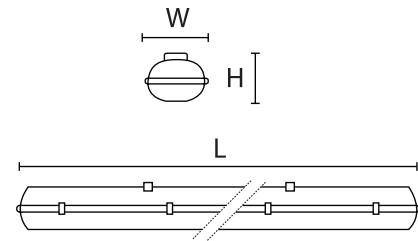
65

Dimension

1270 × 140 × 95 mm - 660 × 140 × 95 mm

Painting color

Grey



LIGHT SOURCE

Brand Philips - Canyon - EPSCO

Type G13

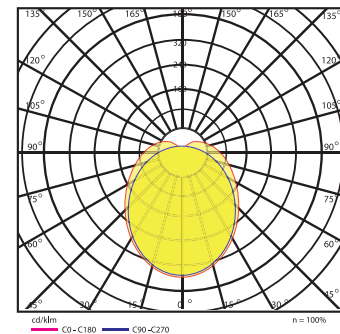
Life time > 25,000 hrs

CCT 3000 K - 6500 K

CRI 80

Efficacy 120 lm/w

Warranty 3 years



Product code	Wattage (W)	Luminaire Lumens (LM)	Efficacy	CCT	CRI	IP	DIMENSIONS
PLT-018X	18	1800	100 lm/w	3000 K	80	54	660 × 140 × 95 mm
PLT-036X	36	3600		4000 K 6500 k			1270 × 140 × 95 mm

Notes :

■ CCT 3000, 4000 K and 6500 K are upon request by adding 4 instead of X for 4000 K and 6 for 6500 K to code .

Examples: Proof LED tube 18W 4000K : PLT-0184.

■ Special specs available on request.



PRODUCT DATASHEET

Discription

Surface / Wall mounted or suspended luminaire of IP65 protection degree, based on LED module and high qualiti driver.

Applications

Production halls Warehouses Garages Research laboratories



PRODUCT DISCRIPTION

Installation

Surface mounted

Body

made of high resistance Impact Polycarbonate

Diffuser

high resistance Impact Polycarbonate (Clear)

Beam angle

Diffuse

IP

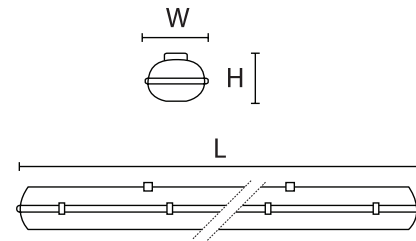
65

Dimension

1270 × 140 × 95 mm - 660 × 140 × 95 mm

Painting color

Grey



LIGHT SOURCE

Brand V.Schwabe - Cree

Type SMD 2835

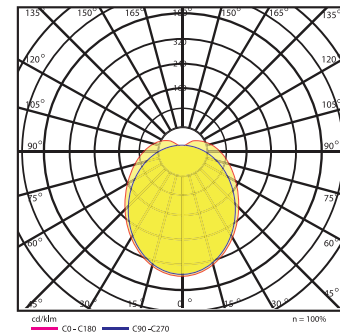
Life time 50,000 hrs

CCT 3000 K - 6500 K

CRI 80

Efficacy 150 lm/w

Warranty 5 years



DRIVER

Position Outside

Brand V.Schwabe - Tridonic - Osram

Life time 50,000 - 100,000 hrs

Power factor 0.98

Efficiency 90 %

Output voltage 250 - 350 - 500 mA

Warranty 5 years

Notes :

■ CCT 3000K, 4000K and 6500K are upon request by Adding 4 for 4000K and 6 for 6500K to Code instead of X.

Examples: Proof LED strip 16W 4000K : PLS-0164.

■ Special specs available on request.

Product code	Wattage (W)	Luminaire Lumens (LM)	Efficacy	CCT	CRI	IP	DIMENSIONS
PLS - 16X	16	1960	122 lm/w	4000 K 6500 k	80	65	660 × 140 × 95 mm
PLS - 36X	36	4400					1270 × 140 × 95 mm
PLS - 52X	52	6370					1270 × 140 × 95 mm



PRODUCT DATASHEET

Discription

Bulkhead LED outdoor wall mount lighting fixture, Superior quality LED Bulb is protected by gasket lined tempered glass lens cover.

Applications

Balcony Ramps Garages Villa entry Walking ways

PRODUCT DIScription

Installation

Surface mounted

Body

Die-cast aluminium

Diffuser

Ribbed Glass, Clear

Beam angle

Diffuse

IP

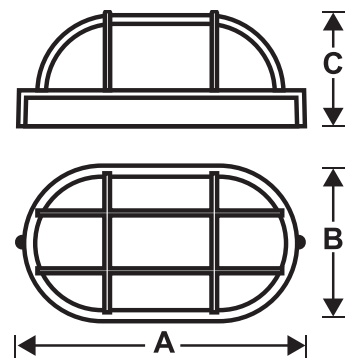
65

Dimension

L 210 x W 107 x H 86 mm - L 275 x W 155 x H 105 mm

Painting color

Electrostatic Painting / Black, White (or Upon Request)



LIGHT SOURCE

Brand Philips - Canyon - EPSCO

Type E27

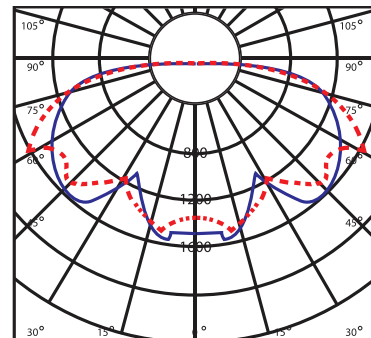
Life time > 25,000 hrs

CCT 3000 K - 6500 K

CRI 80

Efficacy 120 lm/w

Warranty 3 years



Product code	Wattage (W)	Luminaire Lumens (LM)	Efficacy	CCT	CRI	IP
SBH - 009X	9	900	100 lm/w	3000 K 4000 K 6500 k	80	65
SBH - 012X	12	1200				
SBH - 015X	15	1500				
SBH - 018X	18	1985				

Notes :

■ CCT 3000K, 4000K and 6500K are upon request by Adding 3 for 3000K , 4 for 4000K and 6 for 6500K to Code instead of X.
Examples: Bulk head 15W 3000K : SBH-0153.

■ Special specs available on request.



PRODUCT DATASHEET

Discription

Surface mounted home & Hotel lighting with standard lamps fixed on wall for Stairs, Balcony, Homes, Hotels, Computer rooms, Offices, Waiting rooms and Villas.

Applications

Balcony Stairs Garages Villa entry Walking ways

PRODUCT DIScription

Installation

Surface mounted

Body

Die-cast aluminium

Diffuser

Ribbed Glass, Clear

Beam angle

Diffuse

IP

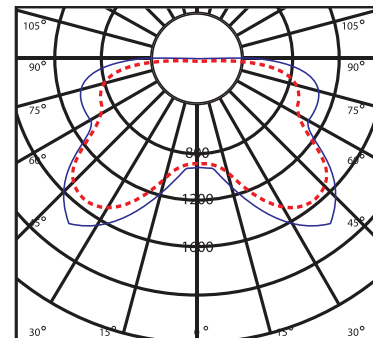
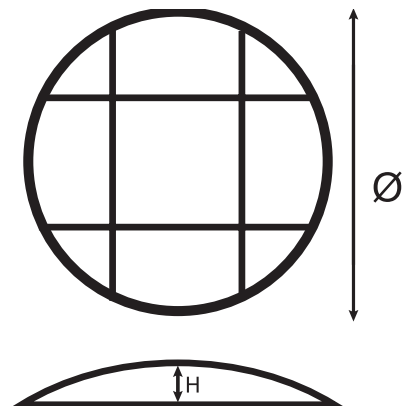
65

Dimension

Ø230 × 128 mm

Painting color

Electrostatic Painting / Black, White (or Upon Request)



LIGHT SOURCE

Brand Philips - Canyon - EPSCO

Type E27

Life time > 25,000 hrs

CCT 3000 K - 6500 K

CRI 80

Efficacy 120 lm/w

Warranty 3 years

Product code	Wattage (W)	Luminaire Lumens (LM)	Efficacy	CCT	CRI	IP
CBH-009X	9	900	100 lm/w	3000 K	80	65
CBH-012X	12	1000		4000 K		
				6500 k		

Notes :

■ CCT 3000K, 4000K and 6500K are upon request by Adding 3 for 3000K , 4 for 4000K and 6 for 6500K to Code instead of X.
Examples: Circular Bulk head 12W 6500K : CBH-0116.

■ Special specs available on request.



PRODUCT DATASHEET

Discription

A wall mounted luminaire. Ideal for numerous indoor or outdoor applications.

Applications

Balcony Ramps Garages Villa entry Walking ways

PRODUCT DISCRIPTION

Installation

Surface mounted

Body

Die-cast aluminium

Diffuser

Polycarbonate

Beam angle

Diffuse

IP

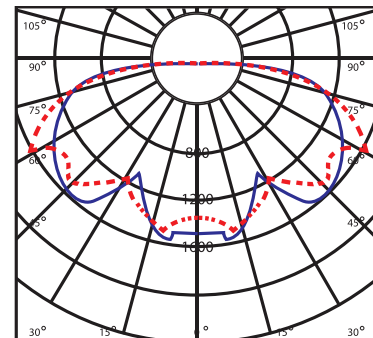
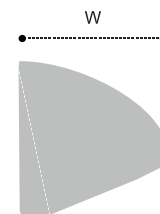
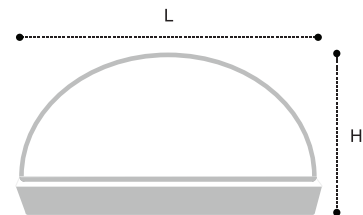
65

Dimension

L 219 x H 125 x W 154 mm

Painting color

Electrostatic Painting / Black, White (or Upon Request)



LIGHT SOURCE

Brand Philips - Canyon - EPSCO

Type E27

Life time > 25,000 hrs

CCT 3000 K - 6500 K

CRI 80

Efficacy 120 lm/w

Warranty 3 years

Product code	Wattage (W)	Luminaire Lumens (LM)	Efficacy	CCT	CRI	IP
WLH - 009X	9	900	100 lm/w	3000 K 4000 K 6500 k	80	65
WLH - 012X	12	1200				
WLH - 015X	15	1500				
WLH - 018X	18	1985				

Notes :

■ CCT 3000K, 4000K and 6500K are upon request by Adding 3 for 3000K , 4 for 4000K and 6 for 6500K to Code instead of X.
Examples: Bulk head 15W 3000K : WLH-0153.

■ Special specs available on request.



PRODUCT DATASHEET

Description

Bulkhead LED outdoor wall mount lighting fixture, Superior quality LED Bulb is protected by gasket lined tempered glass lens cover.

Applications

Balcony Ramps Garages Villa entry Walking ways

PRODUCT DESCRIPTION

Installation

Surface mounted

Body

Die-cast aluminium

Diffuser

Polycarbonate

Beam angle

Diffuse

IP

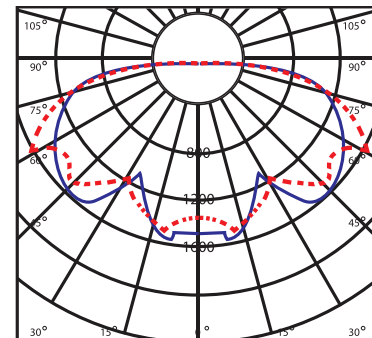
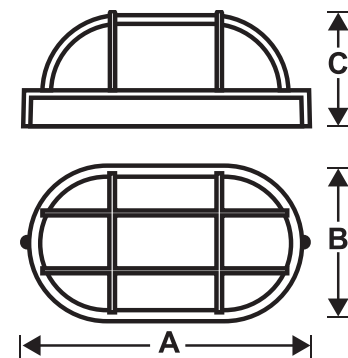
65

Dimension

L 215 x W 155 x H 105 mm

Painting color

Electrostatic Painting / Black, White (or Upon Request)



LIGHT SOURCE

Brand Samsung - Osram

Type SMD 3030

Life time 50,000 - 72,000 hrs

CCT 3000 K - 4000 K - 6500 K

CRI 80

Efficacy 160 lm/w

Warranty 3 years

Product code	Wattage (W)	Luminaire Lumens (LM)	Efficacy	CCT	CRI	IP
SBH - 009X	9	900	100 lm/w	3000 K 4000 K 6500 k	80	65
SBH - 012X	12	1200				
SBH - 015X	15	1500				
SBH - 018X	18	1800				

Notes :

■ CCT 3000K, 4000K and 6500K are upon request by Adding 3 for 3000K , 4 for 4000K and 6 for 6500K to Code instead of X.
Examples: Bulk head 15W 3000K : SBH-0153.

■ Special specs available on request.



PRODUCT DATASHEET

Discription

Suspended Industrial High-Bay luminaire designed for LED light source of high lighting performance , Ideal for lighting warehouses, manufacturing areas.

Applications

Production halls Public facilities Warehouses Arcades



PRODUCT DISCRIPTION

Installation

Suspended

Body

Die Cast Aluminium

Diffuser

Tempered glass

Beam angle

Wide beam

IP

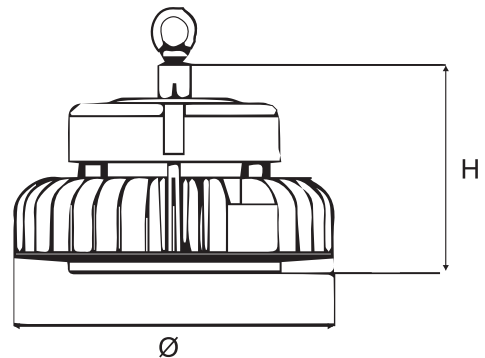
65

Dimension

Ø 290 × H 168 mm

Painting color

Electrostatic Painting (Black or Gery)



LIGHT SOURCE

Brand Lumiled - Philips

Type SMD 3030

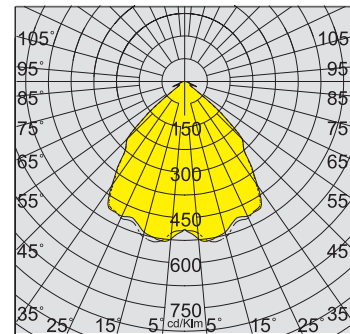
Life time > 50,000 hrs

CCT 4000 K - 6500 K

CRI 80

Efficacy 180 lm/w

Warranty 5 years



DRIVER

Position Inside

Brand Meanwell - Philips

Life time 30,000 hrs

Power factor 0.98

Efficiency 90 %

Warranty 5 years



Notes :

■ CCT 4000K and 6500K are upon request by Adding 3 for 3000K , 4 for 4000K and 6 for 6500K to Code instead of X.

Examples: Flood light 100W 4000K : HBL-1004.

■ Special specs available on request.

Product code	Wattage (W)	Luminaire Lumens (LM)	Efficacy	CCT	CRI	IP
HBL - 100X	50	6500	130 lm/w	4000 K 6500 k	80	65
HBL - 100X	100	13000				
HBL - 150X	150	19500				
HBL - 200X	200	26000				



PRODUCT DATASHEET

Discription

an outdoor streetlight LED luminaire, made of die-cast aluminium with tempered glass difusser.

Applications

Streets Parks Squares

PRODUCT DISCRIPTION

Installation

Wall / pole mounted

Body

Die Cast Aluminium

Diffuser

Tempered glass

Beam angle

Wide beam

IP

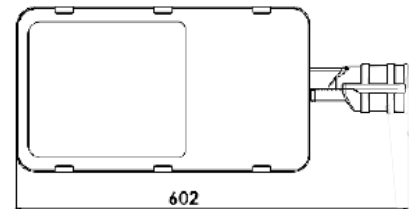
65

Dimension

602 × 305 × 57 mm

Painting color

Electrostatic Painting (Black or Gery)



LIGHT SOURCE

Brand Lumiled - Philips - Cree

Type SMD 2835

Life time > 50,000 hrs

CCT 3000 K - 6500 K

CRI 80

Efficacy 130 lm/w

Warranty 5 years

DRIVER

Position Inside

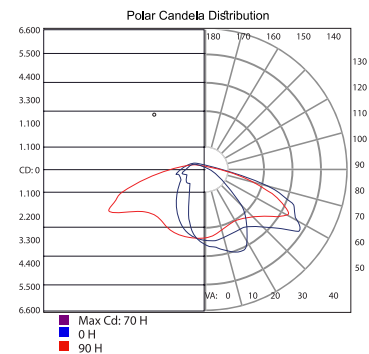
Brand Meanwell - Philips

Life time 50,000 hrs

Power factor 0.98

Efficiency 90 %

Warranty 5 years



Notes :

■ CCT 3000K and 6500K are upon request by Adding 3 for 3000K , and 6 for 6500K to Code instead of X.

Examples: Street pole light 100W 3000K : SPL-1003.

■ Special specs available on request.

Product code	Wattage (W)	Luminaire Lumens (LM)	Efficacy	CCT	CRI	IP
SPL-050X	50	6500	130 lm/w	3000 K 4000 K 6500 k	80	65
SPL-050X	100	13000				
SPL-150X	150	13000				
SPL-200X	200	19500				



PRODUCT DATASHEET

Discription

LED flood light with a high-intensity, broad-beamed artificial light often used to illuminate outdoor areas. with wide angle of light, they are typically installed on buildings or poles and are used for various applications such as security lighting, landscape

Applications

► shopping malls ► Residential areas ► Gardens ► Squares ► Facade

PRODUCT DISCRIPTION

Installation

Wall / pole mounted

Body

Die Cast Aluminium

Diffuser

Tempered glass

Beam angle

Wide beam

IP

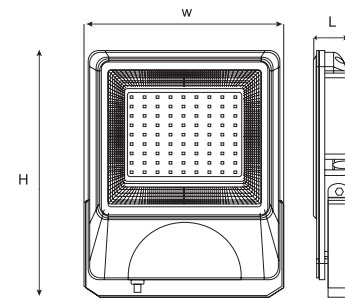
65

Dimension

W 256 × H 285 × L 60 mm

Painting color

Electrostatic Painting (Black or Gery)



LIGHT SOURCE

Brand Cree

Type SMD 3030

Life time > 50,000 hrs

CCT 3000 K - 6500 K

CRI 80

Efficacy 150 lm/w

Warranty 5 years

DRIVER

Position Inside

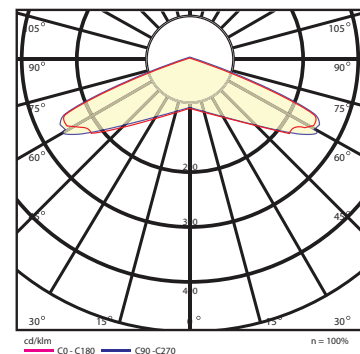
Brand ZH

Life time 100,000 hrs

Power factor 0.95

Efficiency 90 %

Warranty 5 years



Notes :

■ CCT 3000K and 6500K are upon request by Adding 3 for 3000K , and 6 for 6500K to Code instead of X.

Examples: Flood light 100W 3000K : NFL-1503.

■ Special specs available on request.

Product code	Wattage (W)	Luminaire Lumens (LM)	Efficacy	CCT	CRI	IP
NFL - 50X	50	6500	130 lm/w	3000 K 6500 k	80	65
NFL - 100X	100	13000				
NFL - 150X	150	19500				
NFL - 200X	200	26000				



PRODUCT DATASHEET

Discription

Outdoor floodlight LED luminaire of modern and elegant shape,
Designed for newest LED modules of high efficiency.

Applications

► shopping malls ► Residential areas ► Gardens ► Squares ► Facade



PRODUCT DISCRIPTION

Installation

Wall / pole mounted

Body

Die Cast Aluminium

Diffuser

Tempered glass

Beam angle

Wide beam

IP

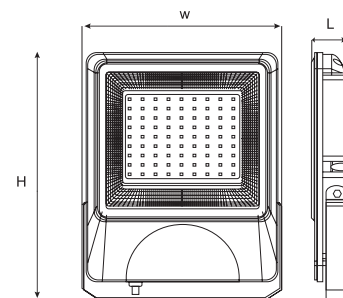
65

Dimension

W 255 × H 285 × L 58 mm

Painting color

Electrostatic Painting (Black or Gery)



LIGHT SOURCE

Brand Cree

Type SMD 3030

Life time > 50,000 hrs

CCT 3000 K - 6500 K

CRI 80

Efficacy 150 lm/w

Warranty 5 years

DRIVER

Position Inside

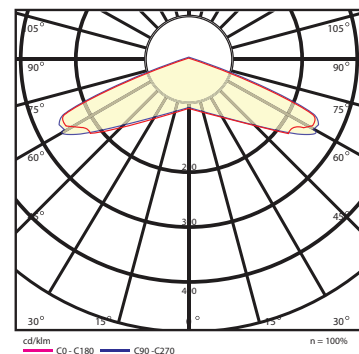
Brand ZH

Life time 30,000 hrs

Power factor 0.98

Efficiency 90 %

Warranty 5 years



Notes :

■ CCT 3000K and 6500K are upon request by Adding 3 for 3000K , and 6 for 6500K to Code instead of X.

Examples: Flood light 50W 3000K : SFL-0153.

■ Special specs available on request.

Product code	Wattage (W)	Luminaire Lumens (LM)	Efficacy	CCT	CRI	IP
SFL - 050X	50	6500	130 lm/w	3000 K 4000 K 6500 k	80	65
SFL - 100X	100	13000				
SFL - 150X	150	19500				
SFL - 200X	200	26000				



PRODUCT DATASHEET

Discription

Outdoor flood/Stadium light LED luminaire of modern and elegant shape, Designed for newest LED modules of high efficiency.

Applications

► shopping malls ► Residential areas ► Gardens ► Squares ► Facade



PRODUCT DIScription

Installation

Wall / pole mounted

Body

Die Cast Aluminium

Diffuser

Tempered glass

Beam angle

Wide beam

IP

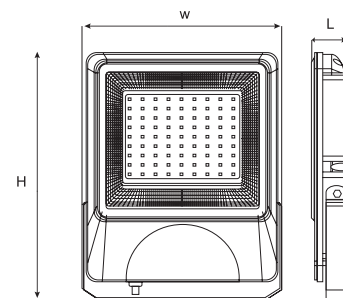
65

Dimension

W 255 × H 285 × L 58 mm

Painting color

Electrostatic Painting (Black or Gery)



LIGHT SOURCE

Brand Cree

Type SMD 3030

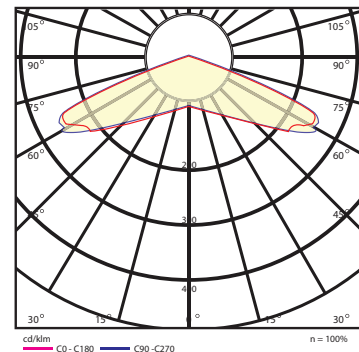
Life time > 50,000 hrs

CCT 3000 K - 6500 K

CRI 80

Efficacy 150 lm/w

Warranty 5 years



DRIVER

Position Inside

Brand Philips

Life time 100,000 hrs

Power factor 0.95

Efficiency 90 %

Warranty 5 years

Notes :

■ CCT 3000K and 6500K are upon request by Adding 3 for 3000K , and 6 for 6500K to Code instead of X.

Examples: Flood light 100W 3000K : WFL-1503.

■ Special specs available on request.

Product code	Wattage (W)	Luminaire Lumens (LM)	Efficacy	CCT	CRI	IP
WFL - 100X	100	13000	130 lm/w	3000 K 4000 K 6500 k	80	65
WFL - 150X	150	19500				
WFL - 230X	230	29900				
SFL - 200X	200	26000				



PRODUCT DATASHEET

Discription

Wall mounted luminaire (UP & DOWN) with high power and efficient LED COB (Chip-On-Board) light sources from renowned producers. LED diffuser has been applied for better light distribution.

Applications

Corridors Gardens Garages Villa entry Exterior Walls

PRODUCT DIScription

Installation

Wall mounted

Body

Die-cast aluminium

Diffuser

Ribbed Glass, Clear

Beam angle

45 °

IP

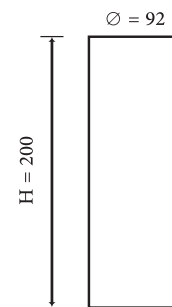
65

Dimension

Ø108 × 300 mm - Ø90 × 260 mm

Painting color

Electrostatic Painting / Black, Gery (or Upon Request)



LIGHT SOURCE

Brand Philips - Canyon - EPSCO

Type E27

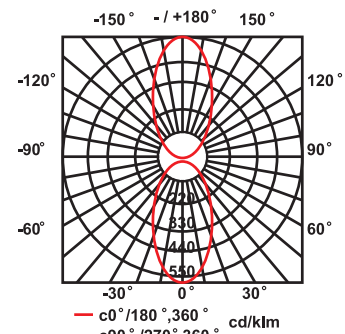
Life time > 25,000 hrs

CCT 3000 K - 6500 K

CRI 80

Efficacy 120 lm/w

Warranty 3 years



Product code	Wattage (W)	Luminaire Lumens (LM)	Efficacy	CCT	CRI	IP
UDL - 010X	2×5	2X500	100 lm/w	3000 K 4000 K 6500 k	80	65
UDL - 018X	2×9	2X900				
UDL - 022X	2×11	2X1100				
UDL - 026X	2×13	2X1300				

Notes :

■ CCT 3000K, 4000K and 6500K are upon request by Adding 3 for 3000K , 4 for 4000K and 6 for 6500K to Code instead of X.

Examples: Up and down light 10W 3000K : UDL-0103.

■ Special specs available on request.



PRODUCT DATASHEET

Discription

Wall mounted luminaire (UP & DOWN) with high power and efficient LED COB (Chip-On-Board) light sources from renowned producers. LED diffuser has been applied for better light distribution.

Applications

Corridors Gardens Garages Villa entry Exterior Walls

PRODUCT DIScription

Installation

Wall mounted

Body

Die-cast aluminium

Diffuser

Ribbed Glass, Clear

Beam angle

30 °

IP

65

Dimension

W 65 x H 260 mm

Painting color

Electrostatic Painting / Black (or Upon Request)



LIGHT SOURCE

Brand V.Shcwabe - Tridonic - Osram

Type COB 9 mm

Life time > 50,000 hrs

CCT 3000 K - 6500 k

CRI 80

Efficacy 150 lm/w

Warranty 5 years

DRIVER

Position Inside

Brand Tridonic

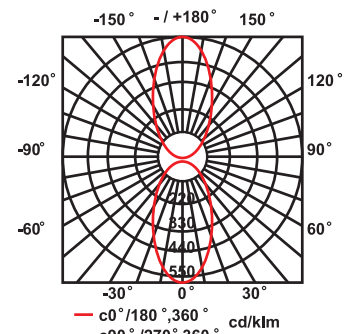
Life time 50,000 hrs

Power factor 0.95

Efficiency 90 %

Output current 250 - 350 mA

Warranty 5 years



Notes :

■ CCT 3000K, 4000K and 6500K are upon request by Adding 3 for 3000K and 6 for 6500K to Code instead of X.

Examples: UP and DOWN 10W 3000K : UDS-0103.

■ Special specs available on request.

Product code	Wattage (W)	Luminaire Lumens (LM)	Efficacy	CCT	CRI	IP
UDS - 010X	2 x 5	2 x 550	110 lm/w	3000 K - 6500 k	80	65
UDS - 018X	2 x 9	2 x 990				



PRODUCT DATASHEET

Discription

Wall mounted luminaire (UP & DOWN) with high power and efficient LED COB (Chip-On-Board) light sources from renowned producers. LED diffuser has been applied for better light distribution.

Applications

Corridors Gardens Garages Villa entry Exterior Walls

PRODUCT DIScription

Installation

Wall mounted

Body

Die-cast aluminium

Diffuser

Ribbed Glass, Clear

Beam angle

30 °

IP

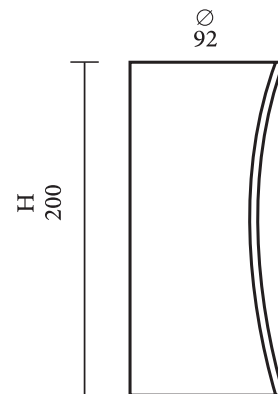
65

Dimension

W 65 x L 90 x H 150 mm

Painting color

Electrostatic Painting / Black (or Upon Request)



LIGHT SOURCE

Brand V.Shcwabe - Tridonic - Osram

Type COB 9 mm

Life time > 50,000 hrs

CCT 3000 K - 6500 k

CRI 80

Efficacy 150 lm/w

Warranty 5 years

DRIVER

Position Inside

Brand Tridonic

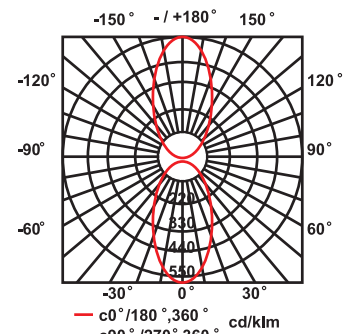
Life time 50,000 hrs

Power factor 0.95

Efficiency 90 %

Output current 250 - 350 mA

Warranty 5 years



Notes :

■ CCT 3000K, 4000K and 6500K are upon request by Adding 3 for 3000K and 6 for 6500K to Code instead of X.

Examples: UP and DOWN 10W 3000K : UDS-0103.

■ Special specs available on request.

Product code	Wattage (W)	Luminaire Lumens (LM)	Efficacy	CCT	CRI	IP
UDS - 010X	2 x 5	2 x 550	110 lm/w	3000 K - 6500 k	80	65
UDS - 014X	2 x 7	2 x 770				



■ PRODUCT DATASHEET

■ Discription

Wall and ceiling-mounted luminaire, designed for use with LED lamps and a patented, 360° blade effect optic. The product consists of a support base and screen.

■ Applications

► Gardens ► Museums ► Facades ► Landscape lighting

PRODUCT DISCRIPTION

Installation

Wall mounted

Body

Die Cast Aluminium

Diffuser

Tempered resistant glass

Beam angle

180 ° - 360 °

IP

67

Dimension

H 130 x Ø90

Painting color

Electrostatic Painting - Black or Gery

LIGHT SOURCE

Brand Cree

Type SMD XT-E

Life time > 50,000 hrs

CCT 3000 K

CRI 80

Efficacy 160 lm/w

Warranty 5 years

DRIVER

Position Inside

Brand Tridonic - lyd

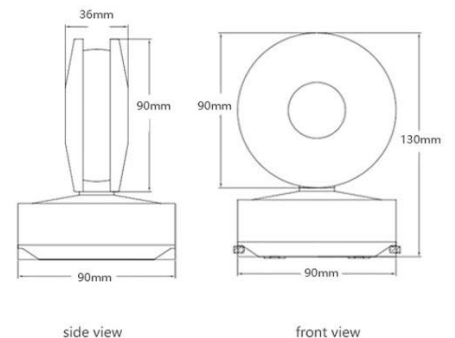
Life time 50,000 hrs

Power factor 0.95

Efficiency 90 %

Output current 250 - 350- 500- 600 mA

Warranty 5 years



Notes :

■ CCT 3000K aby Adding 3 for 3000K to Code instead of X.

Examples: UP LIGHT 3W 3000K :UL-0033.

■ Special specs available on request.

Product code	Wattage (W)	Luminaire Lumens (LM)	Efficacy	CCT	CRI	IP
PSL - 010X	9	990	110 lm/w	3000 K - 4000 k	80	67
PSL - 014X	14	1540				
PSL - 018X	18	1980				



PRODUCT DATASHEET

Discription

Adustable outdoor landscape LED lighting waterproof garden lights led spotlights for decorative Lights, The heart of the luminaires are high quality Power LED and high quality driver.

Applications

Plaza Hotels Gardens Facade Museum

PRODUCT DIScription

Installation

Ground Mounted

Body

Die-cast aluminium

Diffuser

Ribbed resistant glass

Beam angle

10 ° - 15 ° - 20 °

IP

67

Dimension

Ø 70 x L 130 x H 55 mm

Painting color

Electrostatic Painting - Black or Gery



LIGHT SOURCE

Brand Cree - osram - v.schwabe

Type COB

Life time > 50,000 hrs

CCT 3000 K - 4000 k

CRI 80

Efficacy 160 lm/w

Warranty 5 years

DRIVER

Position Inside

Brand lyd - Done - Tridonic

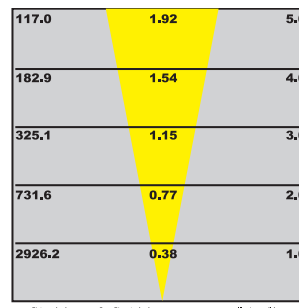
Life time 50,000 hrs

Power factor 0.95

Efficiency 90 %

Output current 250 - 350 - 500 - 600 mA

Warranty 5 years



Notes :

■ CCT 3000K and 4000K are upon request by Adding 3 for 3000K and 4 for 4000K to Code instead of X.

Examples: Projector lights 18W 3000K : PLS-0183.

■ Special specs available on request.

Product code	Wattage (W)	Luminaire Lumens (LM)	Efficacy	CCT	CRI	IP
PSL - 010X	10	1100	110 lm/w	3000 K - 4000 k	80	67
PSL - 014X	14	1540				
PSL - 018X	18	1980				



■ PRODUCT DATASHEET

■ Discription

Adustable outdoor landscape LED lighting waterproof garden lights led spotlights for decorative Lights, The heart of the luminaires are high quality Power LED and high quality driver.

■ Applications

■ Plaza ■ Hotels ■ Gardens ■ Facade ■ Museum

PRODUCT DIScription

Installation

Ground Mounted

Body

Die-cast aluminium

Diffuser

Ribbed resistant glass

Beam angle

60 °

IP

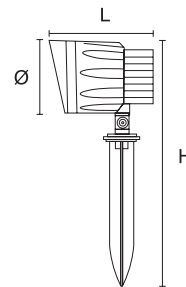
65

Dimension

Ø 100 x L 205 x H 390 mm

Painting color

Electrostatic Painting - Black or Gery



LIGHT SOURCE

Brand Cree

Type SMD XT-E

Life time > 50,000 hrs

CCT 3000 K - 4000 k

CRI 80

Efficacy 160 lm/w

Warranty 5 years

DRIVER

Position Inside

Brand Tridonic - V.Shcwabe

Life time 50,000 hrs

Power factor 0.95

Efficiency 90 %

Output current 250 - 350 - 500 - 600 mA

Warranty 5 years



Notes :

■ CCT 3000K and 4000K are upon request by Adding 3 for 3000K and 4 for 4000K to Code instead of X.

Examples: Projector lights 18W 3000K : PLS-0183.

■ Special specs available on request.

Product code	Wattage (W)	Luminaire Lumens (LM)	Efficacy	CCT	CRI	IP
PSL - 009X	9	990	110 lm/w	3000 K - 4000 k	80	65
PSL - 014X	14	1540				
PSL - 018X	18	1980				



PRODUCT DATASHEET

Discription

Adustable outdoor landscape LED lighting waterproof garden lights led spotlights for decorative Lights, The heart of the luminaires are high quality Power LED and high quality driver.

Applications

Plaza Hotels Gardens Facade Museum

PRODUCT DIScription

Installation

Ground Mounted

Body

Die-cast aluminium

Diffuser

Ribbed resistant glass

Beam angle

60 °

IP

65

Dimension

Ø 80 x L 135 x H 300 mm

Painting color

Electrostatic Painting - Black or Gery

LIGHT SOURCE

Brand Cree - osram - v.schwabe

Type SMD XT-E

Life time > 50,000 hrs

CCT 3000 K - 4000 k

CRI 80

Efficacy 160 lm/w

Warranty 5/3 years

DRIVER

Position Inside

Brand lyd - Done

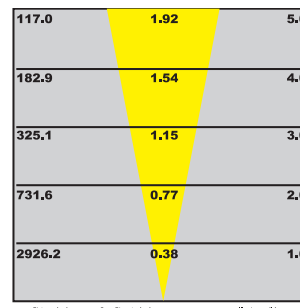
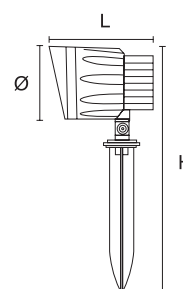
Life time 50,000 hrs

Power factor 0.95

Efficiency 90 %

Output current 250 - 350 - 500 - 600 mA

Warranty 5/3 years



Notes :

■ CCT 3000K and 4000K are upon request by Adding 3 for 3000K and 4 for 4000K to Code instead of X.

Examples: Projector lights 18W 3000K : PLS-0183.

■ Special specs available on request.

Product code	Wattage (W)	Luminaire Lumens (LM)	Efficacy	CCT	CRI	IP
PSL - 010X	10	1050	110 lm/w	3000 K - 4000 k	80	65
PSL - 014X	14	1540				
PSL - 018X	18	1980				



■ PRODUCT DATASHEET

■ Discription

Adustable outdoor landscape LED lighting waterproof garden lights led spotlights for decorative Lights, The heart of the luminaires are high quality Power LED and high quality driver.

■ Applications

■ Plaza ■ Hotels ■ Gardens ■ Facade ■ Museum

PRODUCT DIScription

Installation

Ground Mounted

Body

Die-cast aluminium

Diffuser

Ribbed resistant glass

Beam angle

10 ° - 15 ° - 20 °

IP

67

Dimension

Ø 50 x L 103 x H 55 mm

Painting color

Electrostatic Painting - Black or Gery



LIGHT SOURCE

Brand Cree - Osram - V.Schwabe

Type COB

Life time > 50,000 hrs

CCT 3000 K - 4000 k

CRI 80

Efficacy 160 lm/w

Warranty 5 years

DRIVER

Position Inside

Brand lyd - Eaglerise - Tridonic


Life time 50,000 hrs

Power factor 0.95

Efficiency 90 %

Output current 250 - 350 - 500 - 600 mA

Warranty 5 years



Notes :

■ CCT 3000K and 4000K are upon request by Adding 3 for 3000K and 4 for 4000K to Code instead of X.

Examples: Projector lights 18W 3000K : PLS-0183.

■ Special specs available on request.

Product code	Wattage (W)	Luminaire Lumens (LM)	Efficacy	CCT	CRI	IP
PSL - 005X	5	550				
PSL - 010X	10	1100	110 lm/w	3000 K - 4000 k	80	67
PSL - 018X	18	1980				



PRODUCT DATASHEET

Discription

Surface mounted adjustable performance lighting spot RGBW LED including DMX and RDM driver and power supply to be controlled via DMX console provided by others.

Applications

Offices Receptions Hotels Corridors Conference rooms

PRODUCT DIScription

Installation

Surface mounted

Body

Die-cast aluminium

Diffuser

Optical lens

Beam angle

7 °

IP

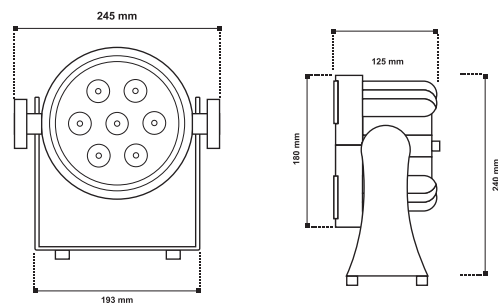
65

Dimension

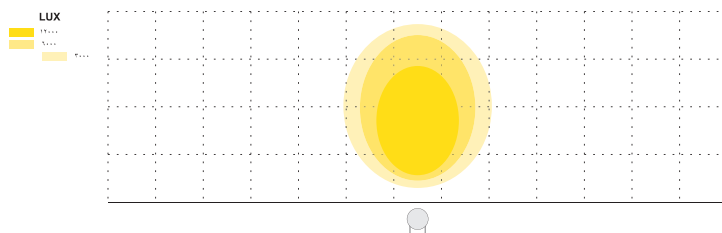
L 245 x H 240 x W 125

Painting color

Electrostatically painted



Lighting simulation



DMX



RGBW



HIGH POWER

Product code	Wattage (W)	Luminaire Lumens (LM)	Efficacy	CRI	IP
PL105	105	11550	110 lm/w	RGBW	65
PL80	80	8800			



PRODUCT DATASHEET

Discription

Ideal for the urban lighting across the sidewalks, parks, gardens,

Applications

Outdoor Walls Gardens Landscape Parks

PRODUCT DISCRIPTION

Installation

Pole mounted

Body

Die-cast aluminium

Diffuser

Tempered pressure / Clear Glass

Beam angle

110°

IP

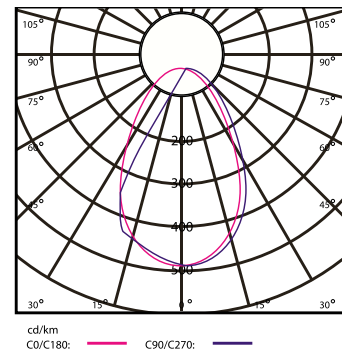
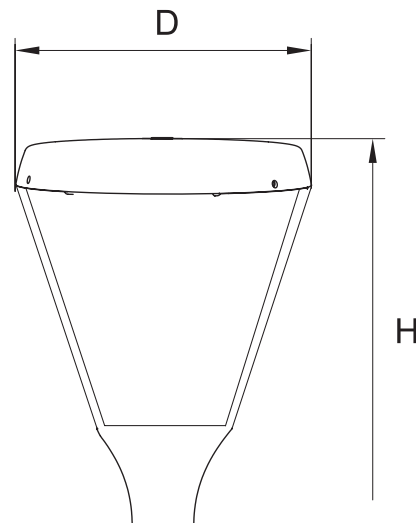
65

Dimension

D 480 x H 275mm

Painting color

Electrostatic painting - Black or Grey



LIGHT SOURCE

Brand Samsung

Type SMD 2835

Life time > 50,000 hrs

CCT 3000 k - 4000 K

CRI 80

Efficacy 150 lm/w

Warranty 5 years

DRIVER

Position Inside

Brand Meanwell

Life time 50,000 hrs

Power factor 0.95

Efficiency 90 %

Output current 1000 mA

Warranty 3 years

Notes :

■ CCT 3000 K and 4000 K are upon request by adding 3 instead of X for 3000 K and 4 for 4000 K to code .

Examples: Pole head 30W 3000K : PHS-0303.

■ Special specs available on request.

Product code	Wattage (W)	Luminaire Lumens (LM)	Efficacy	CCT	CRI	IP
PHS - 030X	30	2850	110 lm/w	3000 K	80	65
PHS - 050X	50	4750		4000 K		

PRODUCT DATASHEET

Discription

Ideal for the urban lighting across the sidewalks, parks, gardens, residential areas, shopping center plazas. Its exquisite, stylish yet classic design is not only suitable for modern cities but also for historical architecture.

Applications

Outdoor Walls Gardens Landscape Parks

PRODUCT DISCRIPTION

Installation

Pole mounted

Body

Die-cast aluminium

Diffuser

Tempered pressure / Clear Glass

Beam angle

110°

IP

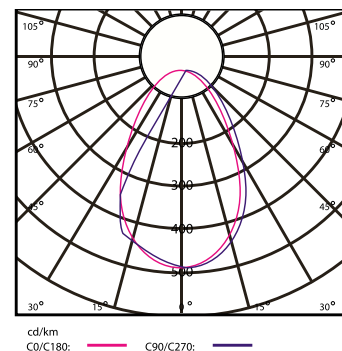
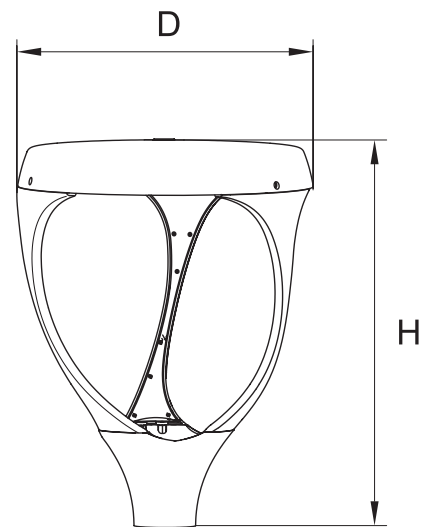
65

Dimension

Ø 448 x H 636 mm

Painting color

Electrostatic painting - Black or Grey



LIGHT SOURCE

Brand Samsung

Type SMD 2835

Life time > 50,000 hrs

CCT 3000 k - 4000 K

CRI 80

Efficacy 150 lm/w

Warranty 5 years

DRIVER

Position Inside

Brand Meanwell

Life time 50,000 hrs

Power factor 0.95

Efficiency 90 %

Output current 1000 mA

Warranty 3 years

Notes :

■ CCT 3000 K and 4000 K are upon request by adding 3 instead of X for 3000 K and 4 for 4000 K to code .

Examples: Pole head 30W 3000K : PHU-0303.

■ Special specs available on request.

Product code	Wattage (W)	Luminaire Lumens (LM)	Efficacy	CCT	CRI	IP
PHU - 030X	30	2850	110 lm/w	3000 K	80	65
PHU - 050X	50	4750		4000 K		

PRODUCT DATASHEET

Discription

Ideal for the urban lighting across the sidewalks, parks, gardens, residential areas, shopping center plazas. Its exquisite, stylish yet classic design is not only suitable for modern cities but also for historical architecture.

Applications

Outdoor Walls Gardens Landscape Parks

PRODUCT DIScription

Installation

Pole mounted

Body

Die-cast aluminium

Diffuser

Tempered pressure / Clear Glass

Beam angle

110°

IP

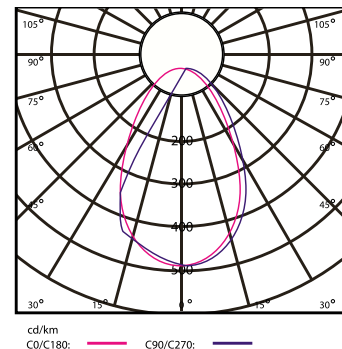
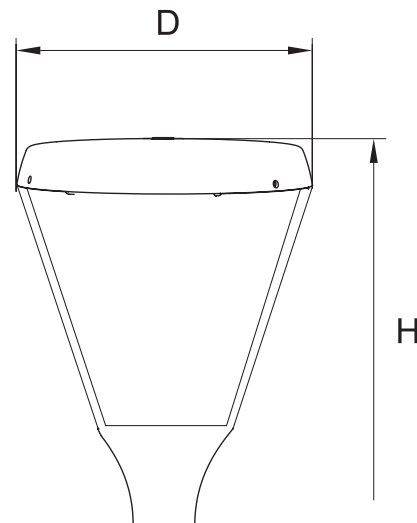
65

Dimension

D 480 x H 275mm

Painting color

Electrostatic painting - Black or Grey



LIGHT SOURCE

Brand Samsung

Type SMD 2835

Life time > 50,000 hrs

CCT 3000 k - 4000 K

CRI 80

Efficacy 150 lm/w

Warranty 5 years

DRIVER

Position Inside

Brand Meanwell

Life time 50,000 hrs

Power factor 0.95

Efficiency 90 %

Output current 1000 mA

Warranty 3 years

Notes :

■ CCT 3000 K and 4000 K are upon request by adding 3 instead of X for 3000 K and 4 for 4000 K to code .

Examples: Pole head 30W 3000K : PHS-0303.

■ Special specs available on request.

Product code	Wattage (W)	Luminaire Lumens (LM)	Efficacy	CCT	CRI	IP
PHS - 030X	30	2850	110 lm/w	3000 K	80	65
PHS - 050X	50	4750		4000 K		

PRODUCT DATASHEET

Discription

Ideal for the urban lighting across the sidewalks, parks, gardens, residential areas, shopping center plazas. Its exquisite, stylish yet classic design is not only suitable for modern cities but also for historical architecture.

Applications

Outdoor Walls Gardens Landscape Parks

PRODUCT DISCRIPTION

Installation

Pole mounted

Body

Die-cast aluminium

Diffuser

Tempered pressure / Clear Glass

Beam angle

110°

IP

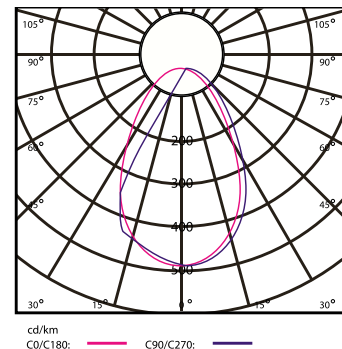
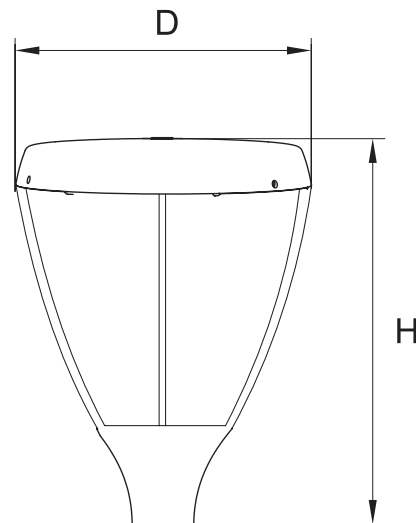
65

Dimension

D 480 x H 275mm

Painting color

Electrostatic painting - Black or Grey



LIGHT SOURCE

Brand Samsung

Type SMD 2835

Life time > 50,000 hrs

CCT 3000 k - 4000 K

CRI 80

Efficacy 150 lm/w

Warranty 5 years

DRIVER

Position Inside

Brand Meanwell

Life time 50,000 hrs

Power factor 0.95

Efficiency 90 %

Output current 1000 mA

Warranty 3 years

Notes :

■ CCT 3000 K and 4000 K are upon request by adding 3 instead of X for 3000 K and 4 for 4000 K to code .

Examples: Pole head 30W 3000K : PHR-0303.

■ Special specs available on request.

Product code	Wattage (W)	Luminaire Lumens (LM)	Efficacy	CCT	CRI	IP
PHR - 030X	30	2850	110 lm/w	3000 K	80	65
PHR - 050X	50	4750		4000 K		

PRODUCT DATASHEET

Discription

Ideal for the urban lighting across the sidewalks, parks, gardens, residential areas, shopping center plazas. Its exquisite, stylish yet classic design is not only suitable for modern cities but also for historical architecture.

Applications

Outdoor Walls Gardens Landscape Parks

PRODUCT DISCRIPTION

Installation

Pole mounted

Body

Die-cast aluminium

Diffuser

Tempered pressure / Clear Glass

Beam angle

110°

IP

65

Dimension

D 480 x H 275mm

Painting color

Electrostatic painting - Black or Grey

LIGHT SOURCE

Brand Samsung

Type SMD 2835

Life time > 50,000 hrs

CCT 3000 k - 4000 K

CRI 80

Efficacy 150 lm/w

Warranty 5 years

DRIVER

Position Inside

Brand Meanwell

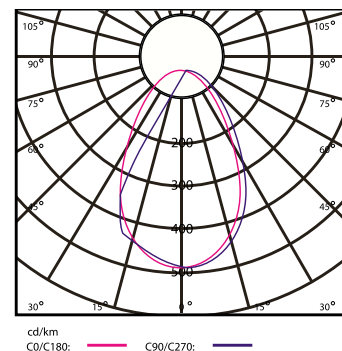
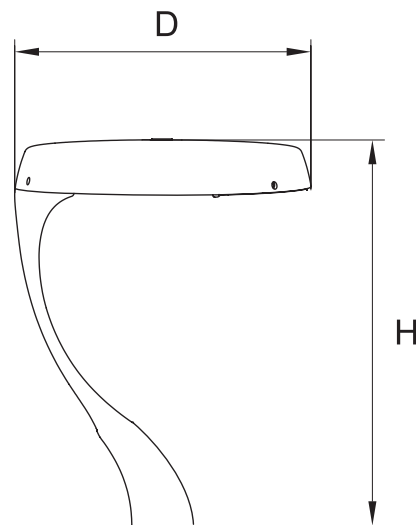
Life time 50,000 hrs

Power factor 0.95

Efficiency 90 %

Output current 1000 mA

Warranty 3 years



Notes :

■ CCT 3000 K and 4000 K are upon request by adding 3 instead of X for 3000 K and 4 for 4000 K to code .

Examples: Pole head 30W 3000K : PHQ-0303.

■ Special specs available on request.

Product code	Wattage (W)	Luminaire Lumens (LM)	Efficacy	CCT	CRI	IP
PHQ - 030X	30	2850	110 lm/w	3000 K	80	65
PHQ - 050X	50	4750		4000 K		

PRODUCT DATASHEET

Discription

Ideal for the urban lighting across the sidewalks, parks, gardens, residential areas, shopping center plazas. Its exquisite, stylish yet classic design is not only suitable for modern cities but also for historical architecture.

Applications

Outdoor Walls Gardens Landscape Parks

PRODUCT DISCRIPTION

Installation

Pole mounted

Body

Die-cast aluminium

Diffuser

Tempered pressure / Clear Glass

Beam angle

110°

IP

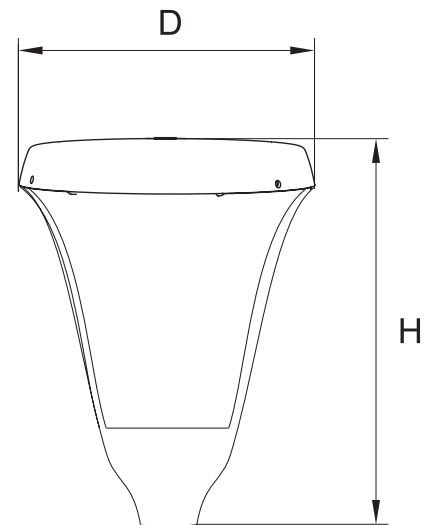
65

Dimension

D 60 x W 585 x H 560 mm

Painting color

Electrostatic painting - Black or Grey



LIGHT SOURCE

Brand Samsung

Type SMD 2835

Life time > 50,000 hrs

CCT 3000 k - 4000 K

CRI 80

Efficacy 150 lm/w

Warranty 5 years

DRIVER

Position Inside

Brand Meanwell

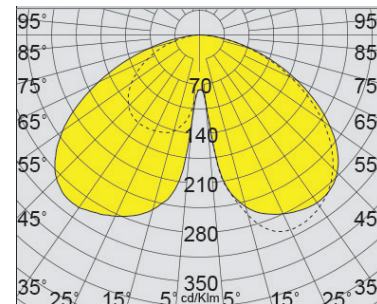
Life time 50,000 hrs

Power factor 0.95

Efficiency 90 %

Output current 1000 mA

Warranty 3 years



Notes :

■ CCT 3000 K and 4000 K are upon request by adding 3 instead of X for 3000 K and 4 for 4000 K to code .

Examples: Pole head 30W 3000K : PHT-0303.

■ Special specs available on request.

Product code	Wattage (W)	Luminaire Lumens (LM)	Efficacy	CCT	CRI	IP
PHT - 030X	30	2850	110 lm/w	3000 K	80	65
PHT - 050X	50	4750		4000 K		

■ PRODUCT DATASHEET

■ Discription

Decorative Bollard light with attractive shape, Luminaire designed for LED light sources in the form of a round pillar with high quality driver.

■ Applications

■ Paths ■ Gardens ■ Landscape

PRODUCT DIScription

Installation

Ground Mounted

Body

Die-cast aluminium

Diffuser

Transparent plastic diffuser

Beam angle

Diffuse

IP

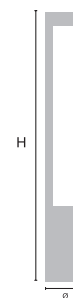
65

Dimension

Ø155 × H1000 mm

Painting color

Electrostatic Painting - Black or Gery



LIGHT SOURCE

Brand Osram - Cree

Type SMD 2835

Life time > 50,000 hrs

CCT 3000 K - 6500 k

CRI 80

Efficacy 130 lm/w

Warranty 5 years

DRIVER

Position Inside

Brand Tridonic - Meanwell XLG

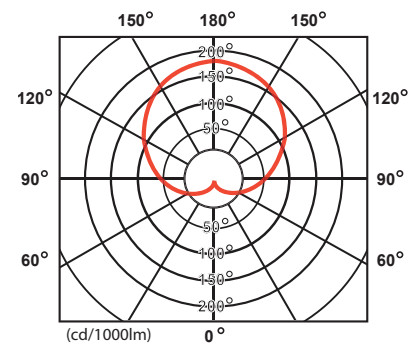
Life time 50,000 hrs

Power factor 0.98

Efficiency 90 %

Output current 250 - 350 - 500 mA

Warranty 5 years



Notes :

■ CT 3000K and 4000K are upon request by Adding 3 for 3000K and 4 for 4000K to Code instead of X.

Examples: Lighting Bollard 10W 3000K : DLB-0103.

■ Special specs available on request.

Product code	Wattage (W)	Luminaire Lumens (LM)	Efficacy	CCT	CRI	IP
DLB - 010X	10	1100	120 lm/w	3000 K - 4000 k	80	65
DLB - 014X	14	1680				
DLB - 018X	18	2160				

PRODUCT DATASHEET

Discription

Decorative Bollard light with attractive shape, Luminaire designed for LED light sources in the form of a round pillar with high quality driver.

Applications

■ Paths ■ Gardens ■ Landscape

PRODUCT DISCRIPTION

Installation

Ground Mounted

Body

Die-cast aluminium

Diffuser

Transparent plastic diffuser

Beam angle

360 °

IP

65

Dimension

Ø140 × H1000 mm

Painting color

Electrostatic Painting - Black or Gery



LIGHT SOURCE

Brand Samsung - Cree

Type SMD 2835

Life time > 50,000 hrs

CCT 3000 K - 6500 k

CRI 80

Efficacy 130 lm/w

Warranty 3 years

DRIVER

Position Inside

Brand Tridonic - XLG - Meanwell

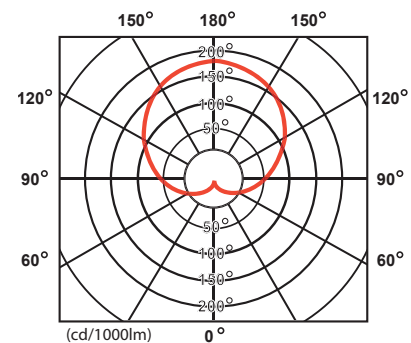
Life time 50,000 hrs

Power factor 0.98

Efficiency 90 %

Output current 250 - 350 - 500 mA

Warranty 3 years



Notes :

■ CT 3000K and 4000K are upon request by Adding 3 for 3000K and 4 for 4000K to Code instead of X.

Examples: Lighting Bollard 10W 3000K : DLB-0103.

■ Special specs available on request.

Product code	Wattage (W)	Luminaire Lumens (LM)	Efficacy	CCT	CRI	IP
DLB - 010X	10	1200	120 lm/w	3000 K - 4000 k	80	65
DLB - 014X	14	1680				
DLB - 018X	18	2160				



PRODUCT DATASHEET

Discription

Decorative Bollard light with attractive shape, with E27 lamp holder for connection high quality LED Bulbs.

Applications

Paths Gardens Landscape

PRODUCT DIScription

Installation

Ground Mounted

Body

Die-cast aluminium

Diffuser

Transparent plastic diffuser

Beam angle

360 °

IP

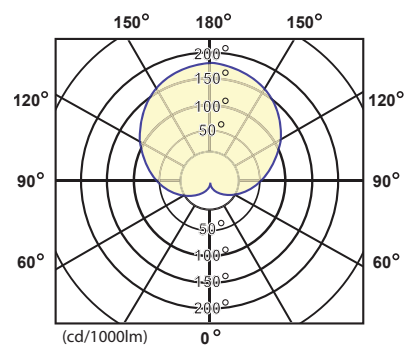
65

Dimension

Ø150 × H900 mm

Painting color

Electrostatic Painting - Black or Gery



LIGHT SOURCE

Brand Philips - Canyon - EPSCO

Type E27

Life time > 25,000 hrs

CCT 3000 K - 6500 K

CRI 80

Efficacy 120 lm/w

Warranty 3 years

Product code	Wattage (W)	Luminaire Lumens (LM)	Efficacy	CCT	CRI	IP
ELB - 009X	9	900	100 lm/w	3000 K 4000 K 6500 k	80	65
ELB - 011X	11	1100				
ELB - 013X	13	1300				
ELB - 015X	15	1500				

Notes :

■ CCT 3000K, 4000K and 6500K are upon request by Adding 3 for 3000K , 4 for 4000K and 6 for 6500K to Code instead of X.

Examples: Lighting bollard 9W 3000K : ELB-0093.

■ Special specs available on request.



PRODUCT DATASHEET

Discription

Ideal for the bollard lighting across the sidewalks, parks, gardens, residential areas, shopping center plazas. Its exquisite, stylish yet classic design is not only suitable for modern cities but also for historical architecture.

Applications

Outdoor Walls Gardens Landscape Parks



PRODUCT DISCRIPTION

Installation

Ground mounted

Body

Die-cast aluminium

Diffuser

Tempered pressure / Clear Glass

Beam angle

110°

IP

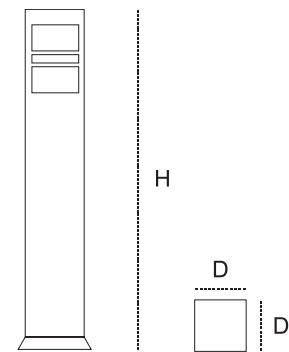
65

Dimension

D 140 x H 1000 mm

Painting color

Electrostatic painting - Black or Grey



LIGHT SOURCE

Brand Samsung - Osram

Type SMD 2835

Life time > 50,000 hrs

CCT 3000 k - 4000 K

CRI 80

Efficacy 150 lm/w

Warranty 5 years

DRIVER

Position Inside

Brand Meanwell

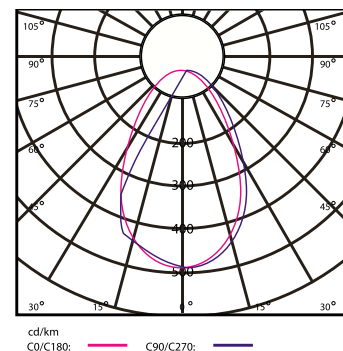
Life time 50,000 hrs

Power factor 0.95

Efficiency 90 %

Output current 250 mA - 350 mA

Warranty 3 years



Notes :

■ CCT 3000 K and 4000 K are upon request by adding 3 instead of X for 3000 K and 4 for 4000 K to code .

Examples: Pole head 30W 3000K : PLW-0303.

■ Special specs available on request.

Product code	Wattage (W)	Luminaire Lumens (LM)	Efficacy	CCT	CRI	IP
BLW - 010X	10	2850	110 lm/w	3000 K 4000 K	80	65
BLW - 014X	14	4750				
BLW - 018X	18	4750				

PRODUCT DATASHEET

Discription

Ideal for the bollard lighting across the sidewalks, parks, gardens, residential areas, shopping center plazas. Its exquisite, stylish yet classic design is not only suitable for modern cities but also for historical architecture.

Applications

Outdoor Walls Gardens Landscape Parks



PRODUCT DISCRIPTION

Installation

Ground mounted

Body

Die-cast aluminium

Diffuser

Opal

Beam angle

Diffuse

IP

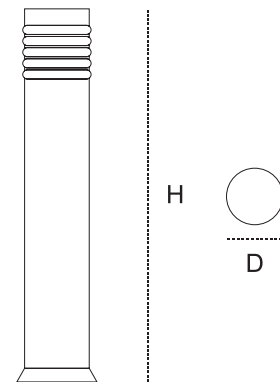
65

Dimension

D 90 x H 1000 mm

Painting color

Electrostatic painting - Black or Grey



LIGHT SOURCE

Brand Osram

Type SMD 2835

Life time > 50,000 hrs

CCT 3000 k - 4000 K

CRI 80

Efficacy 150 lm/w

Warranty 5 years

DRIVER

Position Inside

Brand Meanwell

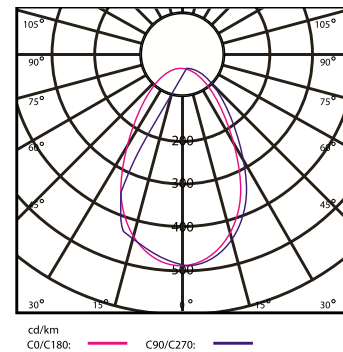
Life time 50,000 hrs

Power factor 0.95

Efficiency 90 %

Output current 250 mA - 350 mA

Warranty 3 years



Notes :

■ CCT 3000 K and 4000 K are upon request by adding 3 instead of X for 3000 K and 4 for 4000 K to code .

Examples: Pole head 30W 3000K : PLN-0303.

■ Special specs available on request.

Product code	Wattage (W)	Luminaire Lumens (LM)	Efficacy	CCT	CRI	IP
BLN - 010X	10	2850	110 lm/w	3000 K 4000 K	80	65
BLN - 014X	14	4750				
BLN - 018X	18	4750				

PRODUCT DATASHEET

Discription

Ideal for the urban lighting across the sidewalks, parks, gardens, residential areas, shopping center plazas. Its exquisite, stylish yet classic design is not only suitable for modern cities but also for historical architecture.

Applications

Outdoor Walls Gardens Landscape Parks

PRODUCT DISCRIPTION

Installation

On ground

Body

Die-cast Aluminium

Diffuser

Glass or Polycarbonate

Beam angle

Narrow, Medium and Wide angles

IP

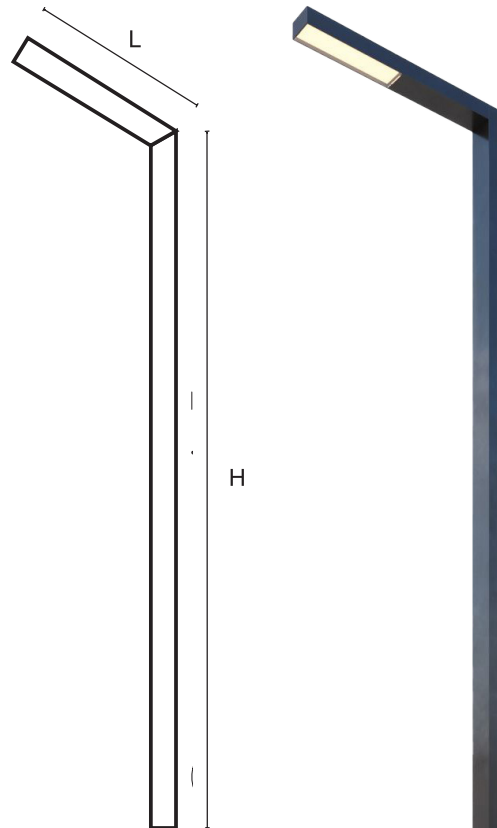
65

Dimension

L 130 x H 3000 mm

Painting color

Electrostatic painting - Black or Grey



LIGHT SOURCE

Brand Samsung - Osram

Type SMD 2835

Life time > 50,000 hrs

CCT 3000 k - 4000 K

CRI 80

Efficacy 150 lm/w

Warranty 5 years

DRIVER

Position Inside

Brand Meanwell

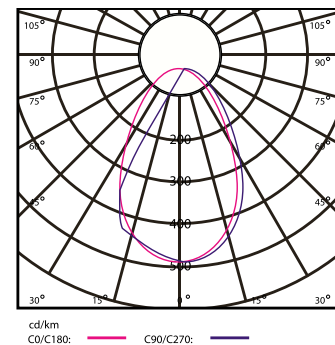
Life time 50,000 hrs

Power factor 0.95

Efficiency 90 %

Output current 1000 mA

Warranty 3 years



Notes :

■ CCT 3000 K and 4000 K are upon request by adding 3 instead of X for 3000 K and 4 for 4000 K to code .

Examples: Pole light 30W 3000K : LPV-0303.

■ Special specs available on request.

Product code	Wattage (W)	Luminaire Lumens (LM)	Efficacy	CCT	CRI	IP
LPV - 030X	30	2850	110 lm/w	3000 K	80	65
LPV - 050X	50	4750		4000 K		

PRODUCT DATASHEET

Discription

Ideal for the urban lighting across the sidewalks, parks, gardens, residential areas, shopping center plazas. Its exquisite, stylish yet classic design is not only suitable for modern cities but also for historical architecture.

Applications

Outdoor Walls Gardens Landscape Parks

PRODUCT DISCRIPTION

Installation

On ground

Body

Die-cast Aluminium

Diffuser

Glass or Polycarbonate

Beam angle

Narrow, Medium and Wide angles

IP

65

Dimension

L 1000 x D 400 x H 3000 mm

Painting color

Electrostatic painting - Black or Grey

LIGHT SOURCE

Brand Samsung - Osram

Type SMD 2835

Life time > 50,000 hrs

CCT 3000 k - 4000 K

CRI 80

Efficacy 150 lm/w

Warranty 5 years

DRIVER

Position Inside

Brand Meanwell

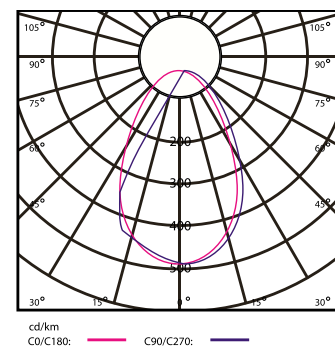
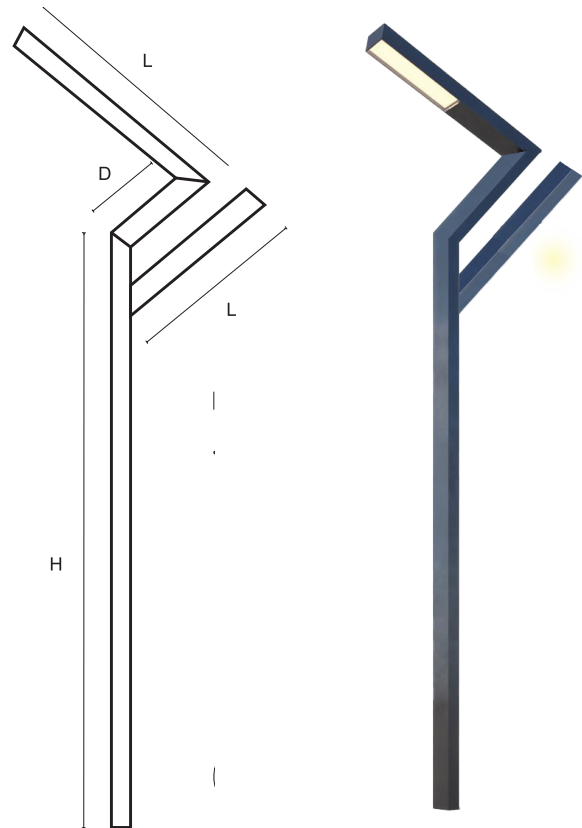
Life time 50,000 hrs

Power factor 0.95

Efficiency 90 %

Output current 1000 mA

Warranty 3 years



Notes :

■ CCT 3000 K and 4000 K are upon request by adding 3 instead of X for 3000 K and 4 for 4000 K to code .

Examples: Pole light 2x30W 3000K : LPZ-0603.

■ Special specs available on request.

Product code	Wattage (W)	Luminaire Lumens (LM)	Efficacy	CCT	CRI	IP
LPZ - 060X	2x30	2x2850	110 lm/w	3000 K	80	65
LPZ - 100X	2x50	2x4750		4000 K		

PRODUCT DATASHEET

Discription

Ideal for the urban lighting across the sidewalks, parks, gardens, residential areas, shopping center plazas. Its exquisite, stylish yet classic design is not only suitable for modern cities but also for historical architecture.

Applications

Outdoor Walls Gardens Landscape Parks

PRODUCT DISCRIPTION

Installation

On ground

Body

Die-cast Aluminium

Diffuser

Glass or Polycarbonate

Beam angle

Narrow, Medium and Wide angles

IP

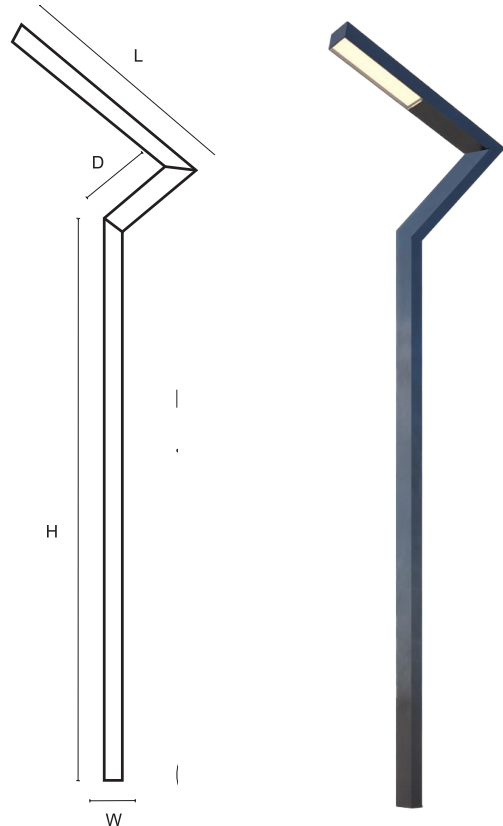
65

Dimension

L 130 x H 3000 mm

Painting color

Electrostatic painting - Black or Grey



LIGHT SOURCE

Brand Samsung - Osram

Type SMD 2835

Life time > 50,000 hrs

CCT 3000 k - 4000 K

CRI 80

Efficacy 150 lm/w

Warranty 5 years

DRIVER

Position Inside

Brand Meanwell

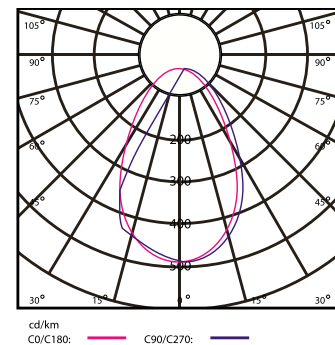
Life time 50,000 hrs

Power factor 0.95

Efficiency 90 %

Output current 1000 mA

Warranty 3 years



Notes :

■ CCT 3000 K and 4000 K are upon request by adding 3 instead of X for 3000 K and 4 for 4000 K to code .

Examples: Pole light 30W 3000K : LPV-0303.

■ Special specs available on request.

Product code	Wattage (W)	Luminaire Lumens (LM)	Efficacy	CCT	CRI	IP
LPV - 030X	30	2850	110 lm/w	3000 K	80	65
LPV - 050X	50	4750		4000 K		

PRODUCT DATASHEET

Discription

Ideal for the urban lighting across the sidewalks, parks, gardens, residential areas, shopping center plazas. Its exquisite, stylish yet classic design is not only suitable for modern cities but also for historical architecture.

Applications

Outdoor Walls Gardens Landscape Parks

PRODUCT DISCRIPTION

Installation

On ground

Body

Die-cast Aluminium

Diffuser

Glass or Polycarbonate

Beam angle

Narrow, Medium and Wide angles

IP

65

Dimension

W 120 x H 3000 mm

Painting color

Electrostatic painting - Black or Grey

LIGHT SOURCE

Brand Samsung - Osram

Type SMD 2835

Life time > 50,000 hrs

CCT 3000 k - 4000 K

CRI 80

Efficacy 150 lm/w

Warranty 5 years

DRIVER

Position Inside

Brand Meanwell

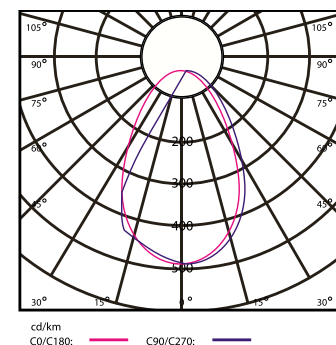

Life time 50,000 hrs

Power factor 0.95

Efficiency 90 %

Output current 1000 mA

Warranty 3 years



Notes :

■ CCT 3000 K and 4000 K are upon request by adding 3 instead of X for 3000 K and 4 for 4000 K to code .

Examples: Pole light 30W 3000K : LPI-0303.

■ Special specs available on request.

Product code	Wattage (W)	Luminaire Lumens (LM)	Efficacy	CCT	CRI	IP
LPI - 030X	30	2850	110 lm/w	3000 K	80	65
LPI - 050X	50	4750		4000 K		

■ PRODUCT DATASHEET

■ Discription

High Brightness Recessed Strip LED Ceiling Lights

■ Applications

■ Offices ■ Meeting rooms ■ Receptions

PRODUCT DISCRIPTION

Installation

Recessed

Body

Die-cast aluminium

Diffuser

Lens

Beam angle

30 / 45 °

IP

44

Dimension

L 140 mm x W 35 mm / L 270 mm x W 35 mm

Painting color

Electrostatic Painting.

LIGHT SOURCE

Brand Osram

Type SMD

Life time > 50,000 hrs

CCT 3000 K - 4000 K - 6500 k

CRI 80

Efficacy 130 lm/w

Warranty 3 years

DRIVER

Position Inside

Brand Osram

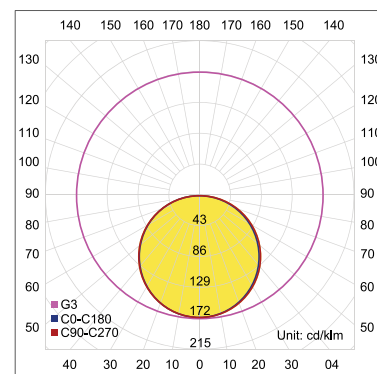
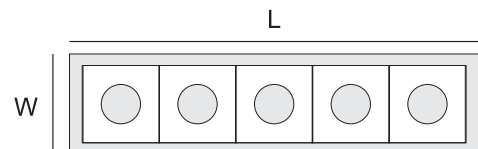
Life time 50,000 hrs

Power factor 0.95

Efficiency 90 %

Output current 250 - 350- 500 mA

Warranty 3 years




Notes :

■ CT 3000, 4000K and 6500K are upon request by Adding 3 for 3000 K, 4 for 4000 K and 6 for 6500 K to Code instead of X.

Examples: Resseced Down Light 2 x 10 W - 6500 K : RDD-0206.

■ Special specs available on request.

Product code	Wattage (W)	Luminaire Lumens (LM)	Efficacy	CCT	CRI	IP
RDD - 010X	2 x 5	1100	110 lm/w	3000 K - 4000 k	80	44
RDD - 020X	2 x10	2200				



PRODUCT DATASHEET

Discription

Outdoor LED luminaire for installation in the ground. The heart of the luminaires are high quality CREE Power LED With the ability to use strongly focusing lens, as well as those giving a wide field of lighting - the use of LED fixtures is almost endless.

Applications

► Gardens ► Museums ► Facades ► Landscape lighting



PRODUCT DISCRIPTION

Installation

Recessed

Body

Die Cast Aluminium / Stainless Steel Ring

Diffuser

Tempered resistant glass

Beam angle

18 °

IP

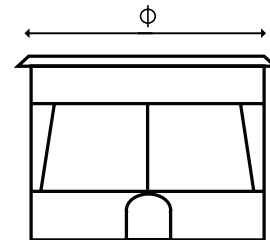
67

Dimension

H 100 x Ø100

Painting color

Stainless Steel



LIGHT SOURCE

Brand Cree

Type SMD XT-E

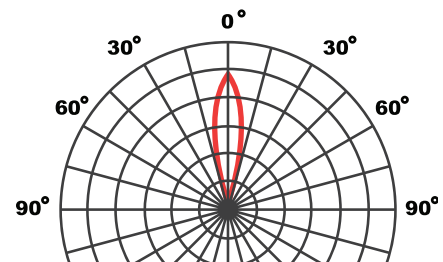
Life time > 50,000 hrs

CCT 3000 K

CRI 80

Efficacy 160 lm/w

Warranty 5 years



DRIVER

Position Inside

Brand Tridonic

Life time 50,000 hrs

Power factor 0.95

Efficiency 90 %

Output current 250 - 350- 500- 600 mA

Warranty 5 years

Notes :

■ CCT 3000K aby Adding 3 for 3000K to Code instead of X.

Examples: UP LIGHT 3W 3000K :UL-0033.

■ Special specs available on request.

Product code	Wattage (W)	Luminaire Lumens (LM)	Efficacy	CCT	CRI	IP
UL - 003X	3	330	110 lm/w	3000 K	80	67
UL - 006X	6	660				
UL - 014X	14	1100				
UL - 020X	20	2200				
UL - 024X	24	2640				
UL - 036X	36	3960				



PRODUCT DATASHEET

Discription

Outdoor Surface Underwater Uplight LED luminaire for installation in the Pool. The heart of the luminaires are high quality CREE Power LED With the ability to use strongly focusing lens, as well as those giving a wide field of lighting - the use of LED fixtures is almost endless.

Applications

► Gardens ► Museums ► Facades ► Landscape lighting

PRODUCT DISCRIPTION

Installation

Surface

Body

Die Cast Aluminium / Stainless Steel Ring

Diffuser

Tempered resistant glass

Beam angle

18 °

IP

68

Dimension

H 50 x Ø100

Painting color

Stainless Steel



LIGHT SOURCE

Brand Cree

Type SMD XT-E

Life time > 50,000 hrs

CCT 3000 K

CRI 80

Efficacy 160 lm/w

Warranty 5 years

DRIVER

Position outside

Brand BERO (origin spain)

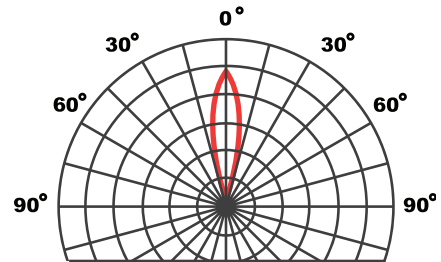
Life time 50,000 hrs

Power factor 0.95

Efficiency 90 %

Output current 400- 500- 600 mA

Warranty 5 years



Notes :

■ CCT 3000K aby Adding 3 for 3000K to Code instead of X.

Examples: UP LIGHT 3W 3000K :UL-0033.

■ Special specs available on request.

Product code	Wattage (W)	Luminaire Lumens (LM)	Efficacy	CCT	CRI	IP
UL - 009X	9	945	105 lm/w	3000 K	80	68
UL - 014X	14	1470				
UL - 018X	18	1890				
UL - 024X	24	2520				
UL - 036X	36	3780				



PRODUCT DATASHEET

Discription

LED underground walk over uplight with hight protection level suitable for walking ways, gardens and facade.

Applications

Plaza Facade Hotels Parks Gardens

PRODUCT DISCRIPTION

Installation

Recessed

Body

Die-cast aluminium

Diffuser

High resistance tempered glass

Beam angle

18 °

IP

67

Dimension

Ø 95 x H 30

Painting color

Silver / black (or upon request)

LIGHT SOURCE

Brand Cree

Type SMD XT-E

Life time > 50,000 hrs

CCT 3000 K - 4000 K

CRI 80

Efficacy 160 lm/w

Warranty 5 years

DRIVER

Position Inside

Brand Eaglerise

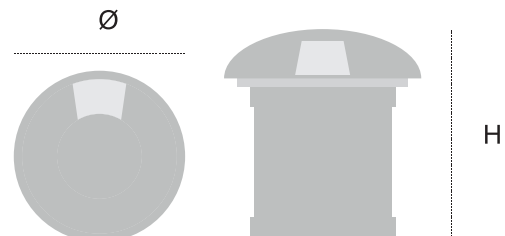
Life time 50,000 hrs

Power factor 0.95

Efficiency 90 %

Output current 100 - 150 mA

Warranty 5 years



Notes :

■ CCT 3000 and 4000 K are upon request by adding 3 instead of X for 3000 K and 4 for 4000 K to code .

Examples: Walk over 6W 3000K : WOL-0063.

■ Special specs available on request.

Product code	Wattage (W)	Luminaire Lumens (LM)	Efficacy	CCT	CRI	IP
WOL - 009X	3	330	110 lm/w	3000 K	80	54 / 44
WOL - 014X	6	660		4000 K		



PRODUCT DATASHEET

Discription

LED surface walk over light with hight protection level suitable for walking ways, gardens and facade.

Applications

Plaza Facade Hotels Parks Gardens

PRODUCT DIScription

Installation

Surface

Body

Stainless steel

Diffuser

High resistance tempered glass

Beam angle

18 °

IP

67

Dimension

Ø 95 x H 30

Painting color

Stainless steel



LIGHT SOURCE

Brand Cree

Type SMD XT-E

Life time > 50,000 hrs

CCT 3000 K - 4000 K

CRI 80

Efficacy 160 lm/w

Warranty 5 years

DRIVER

Position Inside

Brand Eaglerise

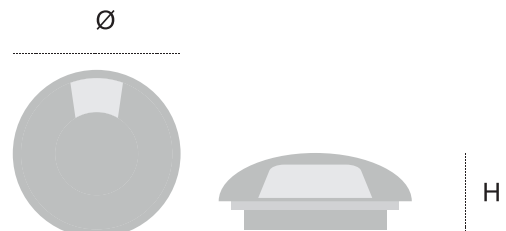
Life time 50,000 hrs

Power factor 0.95

Efficiency 90 %

Output current 100 - 150 mA

Warranty 5 years



Notes :

■ CCT 3000 and 4000 K are upon request by adding 3 instead of X for 3000 K and 4 for 4000 K to code .

Examples: Surface walk over 6W 3000K : SWO-0063.

■ Special specs available on request.

Product code	Wattage (W)	Luminaire Lumens (LM)	Efficacy	CCT	CRI	IP
SWO - 003X	3	330	110 lm/w	3000 K	80	67
SWO - 006X	6	660		4000 K		



PRODUCT DATASHEET

Discription

Outdoor LED luminaire for installation in the ground. The heart of the luminaires are high quality CREE Power LED With the ability to use strongly focusing lens, as well as those giving a wide field of lighting - the use of LED fixtures is almost endless.

Applications

► Gardens ► Museums ► Facades ► Landscape lighting

PRODUCT DISCRIPTION

Installation

Recessed

Body

Die Cast Aluminium / Stainless Steel Ring

Diffuser

Tempered resistant glass

Beam angle

15 ° - 6 °

IP

67

Dimension

D180xH125mm

Painting color

Stainless Steel

LIGHT SOURCE

Brand Cree

Type SMD XT-E

Life time > 50,000 hrs

CCT 3000 K

CRI 80

Efficacy 160 lm/w

Warranty 5 years

DRIVER

Position Inside

Brand TRIDONIC - LYD - EAGLE RISE

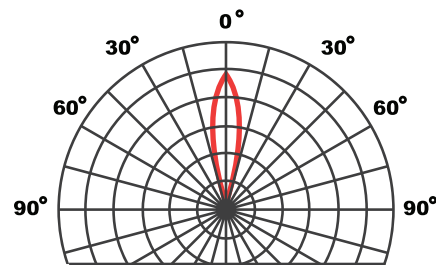
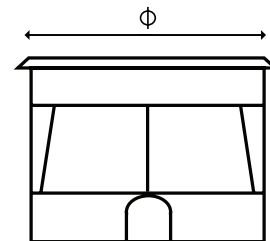
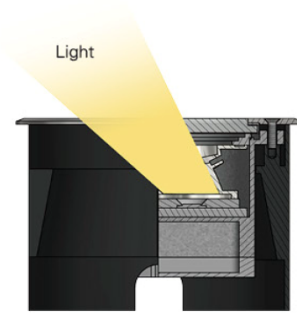
Life time 50,000 hrs

Power factor 0.95

Efficiency 90 %

Output current 250 - 350- 500- 600 mA

Warranty 5 years



Notes :

■ CCT 3000K aby Adding 3 for 3000K to Code instead of X.

Examples: UP LIGHT 3W 3000K :UL-0033.

■ Special specs available on request.

Product code	Wattage (W)	Luminaire Lumens (LM)	Efficacy	CCT	CRI	IP
UL - 003X	3	330	110 lm/w	3000 K	80	67
UL - 006X	6	660				
UL - 014X	14	1100				
UL - 020X	20	2200				
UL - 024X	24	2640				
UL - 036X	36	3960				



PRODUCT DATASHEET

Discription

Outdoor LED luminaire for installation in the ground. The heart of the luminaires are high quality CREE Power LED With the ability to use strongly focusing lens, as well as those giving a wide field of lighting - the use of LED fixtures is almost endless.

Applications

► Gardens ► Museums ► Facades ► Landscape lighting



PRODUCT DISCRIPTION

Installation

Recessed

Body

Die Cast Aluminium / Stainless Steel Ring

Diffuser

Tempered resistant glass

Beam angle

15 ° - 6 °

IP

67

Dimension

D120xH98mm - D150xH115mm

Painting color

Stainless Steel

LIGHT SOURCE

Brand Cree

Type SMD XT-E

Life time > 50,000 hrs

CCT 3000 K

CRI 80

Efficacy 160 lm/w

Warranty 5 years

DRIVER

Position Inside

Brand TRIDONIC - LYD - EAGLE RISE

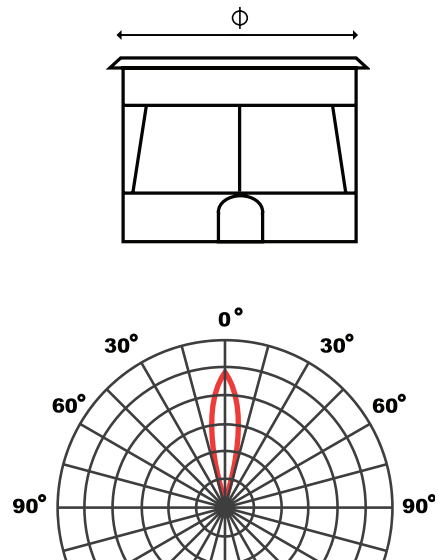
Life time 50,000 hrs

Power factor 0.95

Efficiency 90 %

Output current 250 - 350- 500- 600 mA

Warranty 5 years



Notes :

■ CCT 3000K aby Adding 3 for 3000K to Code instead of X.

Examples: UP LIGHT 3W 3000K :UL-0033.

■ Special specs available on request.

Product code	Wattage (W)	Luminaire Lumens (LM)	Efficacy	CCT	CRI	IP
UL - 003X	3	300	110 lm/w	3000 K	80	67
UL - 007X	7	700				
UL - 014X	14	1400				
UL - 020X	20	2000				
UL - 024X	24	2640				
UL - 036X	36	3960				



PRODUCT DATASHEET

Discription

Outdoor LED luminaire for installation in the ground. The heart of the luminaires are high quality CREE Power LED With the ability to use strongly focusing lens, as well as those giving a wide field of lighting - the use of LED fixtures is almost endless.

Applications

► Gardens ► Museums ► Facades ► Landscape lighting

PRODUCT DISCRIPTION

Installation

Recessed

Body

Die Cast Aluminium / Stainless Steel Ring

Diffuser

Tempered resistant glass

Beam angle

15 ° - 6 °

IP

67

Dimension

D100xH130mm - D130xH140mm

Painting color

Stainless Steel

LIGHT SOURCE

Brand Cree

Type SMD XT-E

Life time > 50,000 hrs

CCT 3000 K

CRI 80

Efficacy 160 lm/w

Warranty 5 years

DRIVER

Position Inside

Brand TRIDONIC - LYD - EAGLE RISE

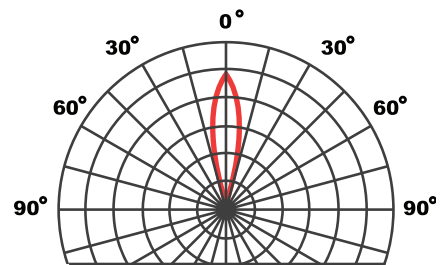
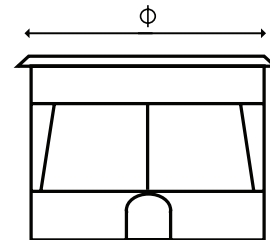

Life time 50,000 hrs

Power factor 0.95

Efficiency 90 %

Output current 250 - 350- 500- 600 mA

Warranty 5 years



Notes :

■ CCT 3000K aby Adding 3 for 3000K to Code instead of X.

Examples: UP LIGHT 3W 3000K :UL-0033.

■ Special specs available on request.

Product code	Wattage (W)	Luminaire Lumens (LM)	Efficacy	CCT	CRI	IP
UL - 003X	3	330	110 lm/w	3000 K	80	67
UL - 006X	6	660				
UL - 014X	14	1100				
UL - 020X	20	2200				
UL - 024X	24	2640				
UL - 036X	36	3960				



PRODUCT DATASHEET

Discription

Outdoor step light features a minimized rectangular aperture that aims illumination downward to light stairs with minimal glare. Ideal for wayfinding and added safety after dark.

Applications

Plaza Facade Landscape Parks Walk ways

PRODUCT DISCRIPTION

Installation

Recessed

Body

Die-cast aluminium

Diffuser

High resistance tempered glass

Beam angle

Diffuse

IP

67

Dimension

L 170 x W 60 x H 60 mm / L 210 x W 65 x H 60 mm

L 300 x W 70 x H 60 mm

Painting color

Black

LIGHT SOURCE

Brand Cree

Type SMD 2538

Life time > 50,000 hrs

CCT 3000 K - 4000 K

CRI 80

Efficacy 150 lm/w

Warranty 3 years

DRIVER

Position Inside

Brand Tridonic

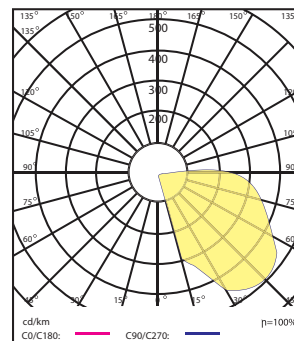
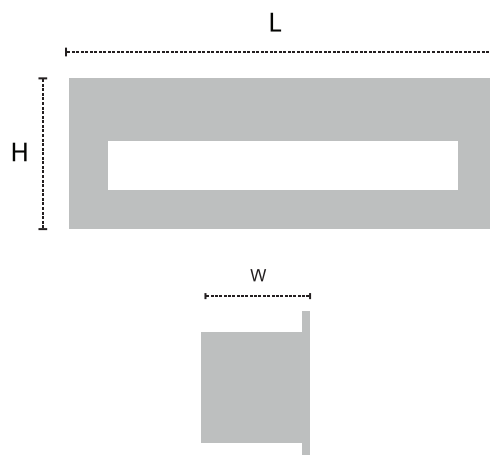

Life time 50,000 hrs

Power factor 0.95

Efficiency 90 %

Output current 180 - 250 - 350 mA

Warranty 5 years



Notes :

■ CCT 3000 and 4000 K are upon request by adding 3 instead of X for 3000 K and 4 for 4000 K to code .

Examples: Step light 10W 3000K : SSL-0103.

■ Special specs available on request.

Product code	Wattage (W)	Luminaire Lumens (LM)	Efficacy	CCT	CRI	IP
SSL - 010X	10	900	90 lm/w	3000 K	80	67
SSL - 014X	14	1400		4000 K		



PRODUCT DATASHEET

Discription

Outdoor LED luminaire for installation in the ground. The heart of the luminaires are high quality CREE Power LED With the ability to use strongly focusing lens, as well as those giving a wide field of lighting - the use of LED fixtures is almost endless.

Applications

► Gardens ► Museums ► Facades ► Landscape lighting

PRODUCT DISCRIPTION

Installation

Recessed

Body

Die Cast Aluminium / Stainless Steel Ring

Diffuser

Tempered resistant glass

Beam angle

18 °

IP

65

Dimension

H 100 x W 40

Painting color

BLACK - GRAY



LIGHT SOURCE

Brand Cree - OSRAM

Type SMD XT-E

Life time > 50,000 hrs

CCT 3000 K

CRI 80

Efficacy 160 lm/w

Warranty 5/3 years

DRIVER

Position Inside

Brand DONE - LYD

Life time 50,000 hrs

Power factor 0.95

Efficiency 90 %

Output current 250 - 350- 500- 600 mA

Warranty 5/3 years


Notes :

■ CCT 3000K aby Adding 3 for 3000K to Code instead of X.

Examples: UP LIGHT 3W 3000K :UL-0033.

■ Special specs available on request.

Product code	Wattage (W)	Luminaire Lumens (LM)	Efficacy	CCT	CRI	IP
UL - 003X	3	330	110 lm/w	3000 K	80	65
UL - 006X	6	660				
UL - 014X	10	1100				
UL - 020X	20	2200				
UL - 024X	24	2640				
UL - 036X	36	3960				



PRODUCT DATASHEET

Discription

Outdoor LED luminaire for installation in the ground. The heart of the luminaires are high quality CREE Power LED With the ability to use strongly focusing lens, as well as those giving a wide field of lighting - the use of LED fixtures is almost endless.

Applications

► Gardens ► Museums ► Facades ► Landscape lighting

PRODUCT DISCRPTION

Installation

Recessed

Body

Die Cast Aluminium / Stainless Steel Ring

Diffuser

Tempered resistant glass

Beam angle

Diffuse

IP

65

Dimension

H 53 x Ø 78 (CUT SIZE H 76 x Ø 71)

Painting color

BLACK - GRAY

LIGHT SOURCE

Brand Cree - OSRAM

Type SMD XT-E

Life time > 50,000 hrs

CCT 3000 K

CRI 80

Efficacy 160 lm/w

Warranty 3 years

DRIVER

Position Inside

Brand DONE - LYD

Life time 50,000 hrs

Power factor 0.95

Efficiency 90 %

Output current 250 - 350- 500- 600 mA

Warranty 3 years



Notes :

■ CCT 3000K aby Adding 3 for 3000K to Code instead of X.

Examples: STEP LIGHT 2W 3000K :UL-0023.

■ Special specs available on request.

Product code	Wattage (W)	Luminaire Lumens (LM)	Efficacy	CCT	CRI	IP
UL - 002X	2	220	110 lm/w	3000 K	80	65
UL - 004X	4	440				

PRODUCT DATASHEET

Discription

Directional guidance wall mounted exit sign with single or double sided luminaire with a high quality LED module.

Applications

Shopping centres Airports Corridors Routes



PRODUCT DISCRIPTION

Installation

Surface mounted

Body

Polycarbonate

Diffuser

Acrylic

Beam angle

Diffused

IP

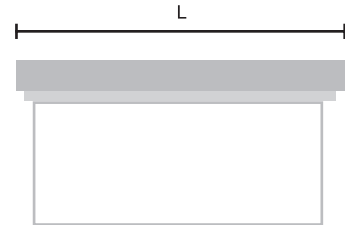
40

Dimension

326 × 49 × 194 mm

Painting color

Black or Sliver



LIGHT SOURCE

Brand Samsung

Type SMD 2835

Life time > 50,000 hrs

Power 6.2 W

Battery NI MH 3.6V 2Ah

Duration > 3 hours

Product code	Acrylic legend content			
EXS - 006R	Man	Door	Exit	Right
EXS - 006L	Man	Door	Exit	Left
EXS - 006D	Man	Door	Exit	Down

■ Special specs available on request.

Product datasheet

Fence mounted Decorative Lantern with E27 lamp holder for connection high quality LED Bulbs.

Applications

► Footpaths ► Gardens ► Landscape ► Parks



PRODUCT DISCRIPTION

Installation

Fence or Wall mounted

Body

Made of galvanized sheet metal

Diffuser

Ribbed, clear glass, clear or satin polycarbonate

Beam angle

Diffuse

IP

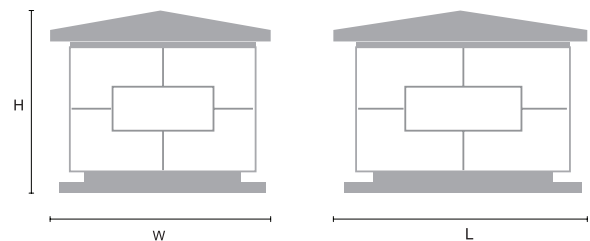
54

Dimension

H 400 x W 600 x L 400 mm

Color

Black or silver



LIGHT SOURCE

Brand Philips - Canyon - Epsco

Type E27

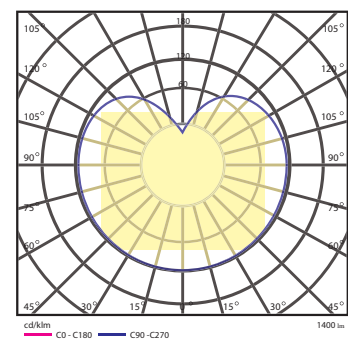
Life time > 25,000 hrs

CCT 3000 k - 4000 K - 6500 K

CRI 80

Efficacy 120 lm/w

Warranty 3 years



Product code	Wattage (W)	Luminaire Lumens (LM)	Efficacy	CCT	CRI	IP
FLL - 009X	9	900	100 lm/w	3000 K	80	65
FLL - 012X	15	1200		4000 K 6500 K		

Notes :

- CCT 3000K, 4000K and 6500K are upon request by Adding 3 for 3000K, 4 for 4000K and 6 for 6500K to Code instead of X.

Examples: Fence light 9W 3000K : FGL-0093.

- Special specs available on request.



Product datasheet

Fence or Wall mounted glop with E27 lamp holder for connection high quality LED Bulbs .

Applications

► Footpaths ► Gardens ► Landscape ► Parks

PRODUCT DISCRIPTION

Installation

Fence or Wall mounted

Body

Bowl injection moulded acrylic

Diffuser

Black injection moulded polyamide base

Beam angle

360 °

IP

65

Dimension

Ø250 × H255 mm / Ø300 × H310 mm

Color

White

LIGHT SOURCE

Brand Philips - Canyon - Epsco

Type E27

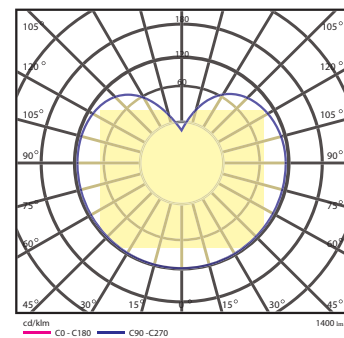
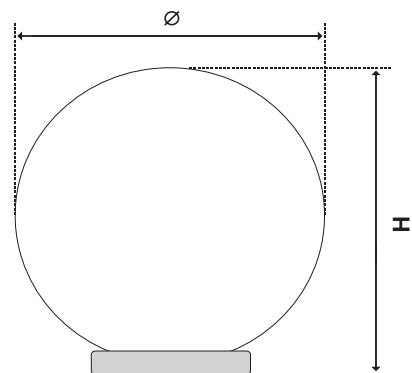
Life time > 25,000 hrs

CCT 3000 k - 4000 K - 6500 K

CRI 80

Efficacy 120 lm/w

Warranty 3 years



Product code	Wattage (W)	Luminaire Lumens (LM)	Efficacy	CCT	CRI	IP
FGL - 009X	9	900	100 lm/w	3000 K	80	65
FGL - 015X	15	1500		4000 K		
FGL - 015X	20	2000		6500 K		

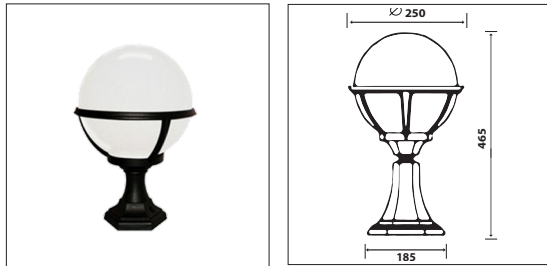
Notes :

- CCT 3000K, 4000K and 6500K are upon request by Adding 3 for 3000K, 4 for 4000K and 6 for 6500K to Code instead of X.

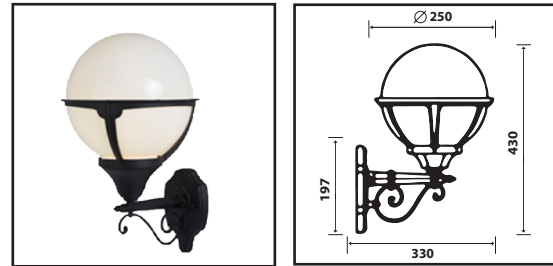
Examples: Fence light 9W 3000K : FGL-0093.

- Special specs available on request.

Fence mounted: 030



Wall mounted: 031



Product datasheet

Fence mounted Decorative Lantern with E27 lamp holder for connection high quality LED Bulbs.

Applications

► Footpaths ► Gardens ► Landscape ► Parks



PRODUCT DISCRIPTION

Installation

Fence or Wall mounted

Body

Made of galvanized sheet metal

Diffuser

Ribbed, clear glass, clear or satin polycarbonate

Beam angle

Diffuse

IP

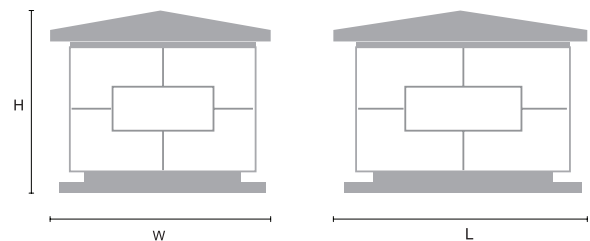
54

Dimension

W 250 x L 250 mm

Color

Black or silver



LIGHT SOURCE

Brand Philips - Canyon - Epsco

Type E27

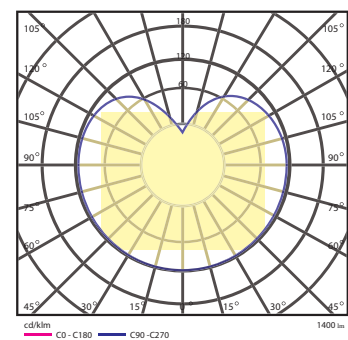
Life time > 25,000 hrs

CCT 3000 k - 4000 K - 6500 K

CRI 80

Efficacy 120 lm/w

Warranty 3 years



Product code	Wattage (W)	Luminaire Lumens (LM)	Efficacy	CCT	CRI	IP
FLL - 009X	9	900	100 lm/w	3000 K	80	54/65
FLL - 012X	15	1200		4000 K 6500 K		

Notes :

- CCT 3000K, 4000K and 6500K are upon request by Adding 3 for 3000K, 4 for 4000K and 6 for 6500K to Code instead of X.


Examples: Fence light 9W 3000K : FGL-0093.

- Special specs available on request.



CONTACT US

 www.lyd-eg.com

 technical.office@lyd-eg.com