GCSESaturdaySchool.co.uk

Build Instructions

1) **Print out double sided along the 'Long Edge.'**
   - This will align the front and back properly.

2) **If you can, use the thickest card you printer will hold.**
   - This will increase durability.

3) **Cut out the cards using a guillotine.**
   -You can use scissors but will be longer and less accurate.

4) **Use the small dash marks on either side to line up each cut.**
   - You can use the card outlines too.

5) **Use the dash marks on either side to line up each cut.**
   - You can use the card outlines too.

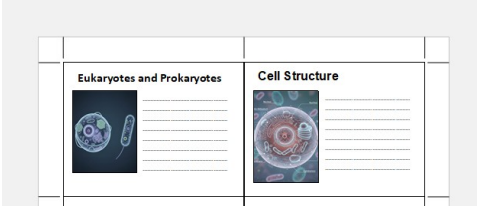

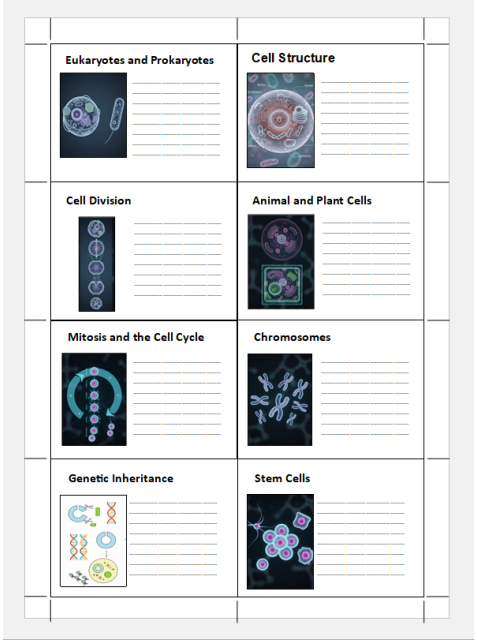

Game Instructions

1) **Play with at least 1 other person.**

2) **Split the pack equally.**

3) **The first player asks the next player about the subject printed on the front of the playing car.**

4) **If the other person can explain to the first player about the subject correctly, they win the card.**

5) **They then get another go for each question they get right!**

6) **When they get a question wrong, the turn goes to the next player.**

7) **The looser is the player who runs out of cards.**

8) **The winner is the player with the most cards.**
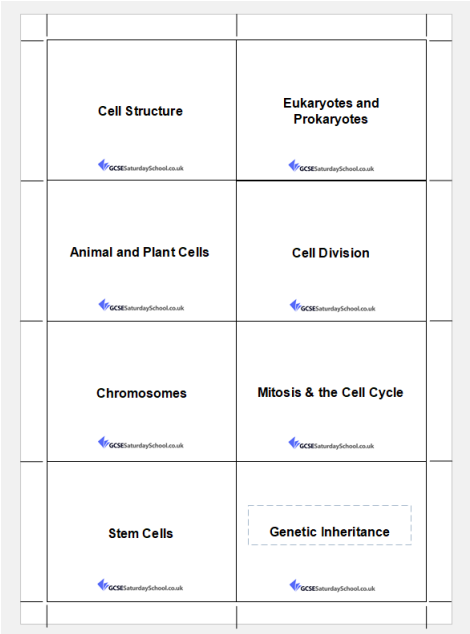
9) **As an alternative, a player can create their own information on the 'B-Pack' which can increase or decrease the level of difficulty / challenge.**