



Leviticus FBS

Sarah G. Chang | GLEF 2025 | Lecture 1

Key Verse: Leviticus 26:12-13

“I will walk among you and be your God, and you will be my people. I am the LORD your God, who brought you out of Egypt so that you would no longer be slaves to the Egyptians; I broke the bars of your yoke and enabled you to walk with heads held high.”

Lecture series on book of Leviticus



Lecture 1: Introduction and FBS



Lecture 2: Offerings (1-7)



Lecture 3: Priests and laws of ritual purity (8-15)



Lecture 4: Day of Atonement and Holiness Code I (16-22)



Lecture 5: Holiness Code II and Conclusion (23-27)



1. Introduction and FBS

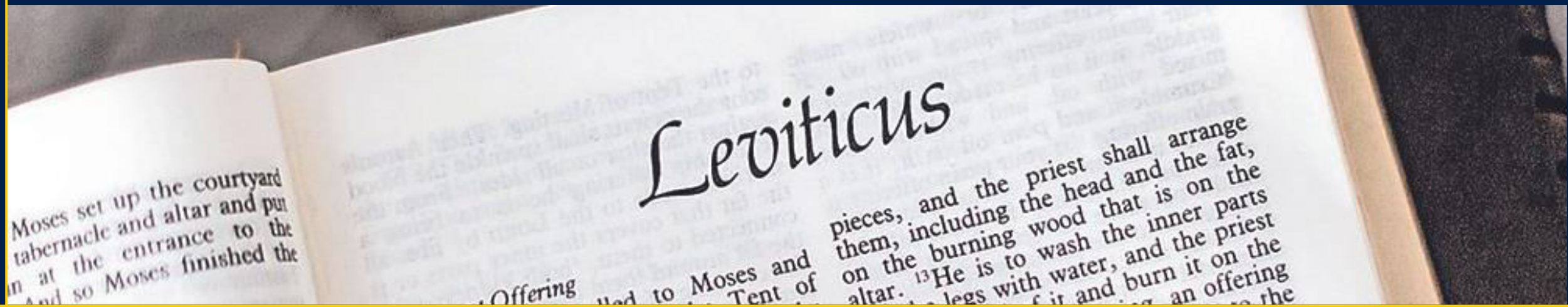
Topic and overview of Leviticus

What is the book of Leviticus?

1. Introduction and FBS

- Etymology (meaning of name):

- Hebrew: “wajjikra” (וַיִּקְרָא) = “The Lord called” (Lev 1:1) → Leviticus as divine revelation due to God's initiative for Israelites
- Greek: “Levitikon” (Λευιτικόν) = „That which belongs to the tribe of Levi“
→ Emphasis on the importance of the priests
- Latin: “Leviticus” = „the Levitical Book“ → Adopted from Greek as a work of law concerning the priests



What is the book of Leviticus?

1. Introduction and FBS

- Position: Third book and core of the Pentateuch and bridge between Exodus and Numbers

Genesis & Exodus

Chosen as God's people, Exodus, covenant, building the tabernacle → Israelites cannot approach God because of their sin

Leviticus

Concrete guidance for Israelites to live in holiness and a loving relationship with the holy God

Numbers & Deuteronomy

Orderly departure, wilderness wandering, God's training, repetition of the law → God's presence fills the people of Israel

- Reference: Many practical applications in the OT and NT (Ruth 4, 2 Kings 14, Luke 2, Matthew 8, etc.) → Influenced entire life of Israel

What is the book of Leviticus?

1. Introduction and FBS

- Literary style:
 - 27 chapters, 859 verses: Shortest of the five books of Moses (written very precisely and compactly)
 - Hardly any narrative sections in contrast to the other five books of Moses: Almost exclusively laws, rituals and instructions
 - Language: Use of typical formulaic language of legal texts (precise, repetitive, important central terms, etc.)
- First and foremost: God's Law Book for Israelites

What is the book of Leviticus?

1. Introduction and FBS

- Content structure

- Chapter 1-7: Offerings
- Chapter 8-10: Priests
- Chapter 11-15: Laws of ritual purity
- Chapter 16: Day of Atonement
- Chapter 17-27: Holiness Code

→ Logical order: First, how to come to God, then how to get atoning for sins, and finally how to live a new and pure life with God



Who was the author?

1. Introduction and FBS

- God: Author of the Book of Leviticus
 - Language: 37 repetitions of the phrase "The Lord said to Moses...", use of possessive pronouns from God's perspective ("to be my own", "my land")
 - Content: God's laws and commandments for the Israelites
- Moses: "Secretary" and Chronicler of God
 - God revealed Himself through divine revelation (Lev 1:1)
 - Moses heard all the words of God and wrote them down (Ex 24:4; Ex 34:27)
 - Jesus testifies to the authorship of Moses (Mt 8:4)



When and where was it written?

1. Introduction and FBS

- Approximate time:
 - Between the construction of the tabernacle (Ex 40:17) and the census of the people (Num 1:1), the period it was written was at most 30 days
 - Approx. 1400 BC, shortly after the Exodus from Egypt
- Place of composition: In the camp of the Israelites (probably near Tabernacle) at the foot of Mount Sinai (Lev 26:47; 27:34)



Who was it written for?

1. Introduction and FBS

- Multiple Addressees: Law was revealed to Moses (an exception), but it was to be passed on to different groups of people
 - Israelites: Divine Instruction on How to Live Holy and Pure Life as a Royal Priesthood and Holy People
 - High Priest or Priest: Instructions for the correct execution of offerings, rituals, assessments, judgments, etc. for the preservation of the holiness of God and the Israelites → Words to Leaders



What was the initial situation?

1. Introduction and FBS

- Initial situation: Israel had left Egypt about a year ago (Ex 40:17) and had come as far as Mount Sinai

Positive experiences

Deliverance from Egypt (Ex 12)
God's guidance in wilderness (Ex 13-18)
Covenant at Sinai (Ex 19.24)
Ten Commandments (Ex 20-31)
Construction of the tabernacle (Ex 35-40)
God's glory (Ex 40)

Negative experiences

Rebellion, grumbling, unbelief, fear, slave mentality
(Ex 14-18)
No understanding: Holiness (Lev 10:24)
Disobedience: Manna + Sabbath (Ex 16)
Worship of the golden calf (Ex 32)

→ Are God's chosen people, but are still deeply trapped in sinfulness and slave mentality

With what intention was it written?

1. Introduction and FBS

- Ex 19:5.6: “Now if you obey me fully and keep my covenant, then out of all nations you will be my treasured possession. Although the whole earth is mine, you will be for me a kingdom of priests and a holy nation.”
- God's best promise and goal for the people of Israel, a sinful slave people



With what intention was it written?

1. Introduction and FBS

How can an imperfect people live in close proximity, community, and presence to the holy and almighty God without dying?

- Leviticus as a solution to this problem: Creation of a clear path (offerings, priest) to come to God despite sin and concrete orientation and guidance to live as a holy people of God (law)



Path 1: Offerings (ch. 1-7)
Path 2: Priests (ch. 8-10)
Path 3: Laws (ch. 11-27)



What is the central topic?

1. Introduction and FBS

- Central Topic: Holiness
- Meaning: Hebrew "quadosch" = "incomparable", "divine", "separate", "unique", "pure", etc.
 - "Holiness" describes God's otherness: Incomparable as the almighty Creator and Author of life
 - "Holy life" is possible because human beings are created in the image of God (Lev 1:27): Means to become more like God



Image of holiness of God

- Powerful and life-giving
- Dangerous and deadly: The closer you get, the hotter it burns

→ Don't treat with contempt, because it's deadly



What is "holy life"?

1. Introduction and FBS

- "Holy Life": Israelites could become more like God through the book of Leviticus → Life as God's People with a Clear Spiritual Identity
 - Cultic holiness: sacrifice, priestly service, ceremonies
 - Ritual Holiness: Laws of Purity
 - Moral holiness: relationships with other Israelites, mortal sins, etc.
 - Social holiness: honesty, mercy, love for others, etc.
 - Temporal and spatial holiness: respect for the sanctuary, Sabbath, feasts, special times, etc.
- Holiness is not an abstract ideal, but concretely permeates all areas of practical and everyday life

Overview of FBS

- Contentliche Struktur
 - Chapter 1-7: Offerings
 - Chapter 8-10: Priests
 - Chapter 11-15: Laws of cultic purity
 - Chapter 16: Day of Atonement
 - Chapter 17-27: Holiness Code
- Getting to Know the Book of Leviticus in Five Sections

Chapter 1: Burnt offering

1. Introduction and FBS




Section	Content
1-2	Introduction to the section of the offerings (1:3-7:38) → Commanding Moses to tell all of God's Words to Israelites
3; 10	Animals: From the herd (young bull) or the flock (sheep, goat) Requirements: Male and without defect
4-13	Process for burnt offering <ol style="list-style-type: none">1. Lay hand on head of animal and slaughter it2. Splash blood against altar of burnt offering3. Skin burnt offering, cut into pieces, arrange them on altar4. Wash internal organs and legs with water5. Burn everything on the altar of burnt offering Result: Atonement, express complete devotion, pleasing aroma
14-17	Process for burnt offering of pigeons (Alternative for poor) Result: Atonement, express complete devotion, pleasing aroma




Chapter 2: Grain Offering

1. Introduction and FBS



Section	Content
1-3 	<p>Material: Finest flour, olive oil, incense</p> <p>Process for grain offering:</p> <ol style="list-style-type: none">1. Israelites should take it to the priests2. Burn handful of flour, oil and all the incense as a memorial <p>Result: Express of worship and devotion, pleasing aroma</p>
4-10	Different variations of the grain offering depending on the preparation: Possible in oven, griddle, pan, etc.
11-13	Rules for the composition of the grain offering: No yeast and honey, always with salt → Must be observed
14-17	Grain Offerings of First Fruits: Gratitude for what God has given them



Chapter 3: Fellowship Offering

1. Introduction and FBS



Section

Content

1-16




Animal: From the herd

Requirements: Male or female, without defect

Process for fellowship offering:

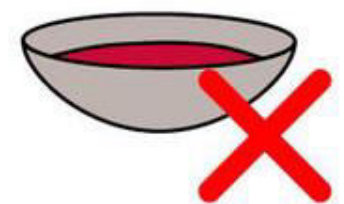
1. Lay hand on head of offering and slaughter it
2. Splash blood on altar of burnt offering
3. Bring internal organs and fat as food offering
4. Burn organs and fat on the altar of burnt offering

Result: Pleasing aroma, gratitude and fellowship



17

Prohibition of the consumption of blood and fat



Chapters 4:1-5:13: Sin Offering

1. Introduction and FBS



Section	Content
1-2	Sin = "When anyone sins unintentionally"
3-21	<p>Sinner: Anointed priest (high priest) or Israelite community Animal: Young bull without defect Process for sin offering:</p> <ol style="list-style-type: none">1. Lay hand on head of offering and slaughter it2. Blood manipulation: Sprinkle seven times in front of curtain, put blood on horns of altar of fragrant incense, pour at base of altar of burnt offering3. Burn all fat and internal organs on altar of burnt offering <p>Result: „they will be forgiven“</p>
22-35	<p>Sinner: Leader or normal member of community Tier: Male or female goat Result: „he will be forgiven“</p>
5:1-13	Practical examples + sin offerings depending on financial situation



Chapter 5: Guilt Offering

1. Introduction and FBS

Section	Content
5:14-16	Case 1 of guilt offering: Unintentional Sin in regard of God's holy things → Ram without defect + Restitution + 1/5 of value to be added
17-19	Case 2 of guilt offering: Does something forbidden against God's law (even unknowingly) → Ram without defect
20-26	Case 3 of guilt offering: Deliberate sin against the property of neighbor → Ram without defect + Restitution + 1/5 of value to be added



Chapter 6: Offering Laws I

1. Introduction and FBS



Section	Content
1-6	<p>Laws for burnt offering</p> <ul style="list-style-type: none">- Burnt offering should remain all night and burn on burnt offering altar- Special handling of ashes of the burnt offering- Fire must be kept burning on the altar continuously
7-16	<p>Laws for grain offering</p> <ul style="list-style-type: none">- Repetition of process for grain offering- Regulation for consumption: Only male priests at sanctuary area- Process for Grain offering at ordination of priests
17-23	<p>Laws for sin offering</p> <ul style="list-style-type: none">- Sin offering should be offered on altar of burnt offering- Regulation for consumption: Only male priests at sanctuary area- Sin offering of priest and community: Burned and not eaten

Chapter 7: Opfergesetze II

1. Introduction and FBS



Section	Content
1-5	<p>Process for guilt offering:</p> <ol style="list-style-type: none">1. Guilt offering is slaughtered at the altar of burnt offering2. Blood is splashed at sides of altar3. Fat of guilt offering is burned on altar of burnt offering
6-10	Shares of offerings for priests from guilt, burnt and grain offerings
11-31	<p>Laws of fellowship offering:</p> <ul style="list-style-type: none">- Offering in three cases: Thanksgiving, vow and freewill offerings- Regulation on consumption of fellowship offering: Depending on kind of offering, it may still be consumed on second day → Never on third- Ceremonically unclean meat is not to be eaten <p>→ Repetition: Prohibition to eat fat and blood</p>
32-38	Summary and end of section on offerings



Chapter 1-7: Offerings

1. Introduction and FBS

- Key Verse: Leviticus 6:13
“The fire must be kept burning on the altar continuously; it must not go out.”
 - 1. Answer to key question: How can sinful man approach the holy God without dying?
Offering
 - Allow the Israelites to come to God: Acknowledging their own sinfulness, repentance, atonement, worship, devotion, gratitude, fellowship with God, and upholding the covenant
 - Foundation for love relationship with God: Human beings cannot fully fulfill God's will on their own → Sacrifices are therefore an opportunity for a symbolic new beginning through forgiveness and atonement
- Continuously burning fire: Symbol of God's uninterrupted presence and love relationship with Israelites

Chapter 1-7: Offerings

1. Introduction and FBS


- How can we encounter God today through offerings?
 - Acknowledging that we can never come to God in our own strength because we are filthy sinners → By faith look at sin offering of Jesus Christ and come to God in repentance
 - Actively bring our best and most precious things before God (time, money, strength, etc.) and devote them completely to God on the basis of grace of salvation we experienced in our lives
 - Enter into a living and loving relationship with God through spiritual fellowship with co-workers, heartfelt worship, and joyful cooperation in God's work
- Our life as a pleasing aroma to God
(Rom 12:1: “as a living sacrifice, holy and pleasing to God”)

Chapter 8: Ordination of Priests

1. Introduction and FBS





Section	Content
1-4	Material: Holy garments, anointing oil, young bull, two rams, basket with bread baked without yeast
5-30	Steps for Ordination of Priests <ol style="list-style-type: none">1. Cleaning with water and putting on the high priest's clothing2. Anointing with anointing oil and putting on priest's clothing3. Offering of a young bull as a sin offering4. Offering a ram as a burnt offering5. Offering a ram as an ordination offering6. Conclusion of ordination ceremony
31-36	Rules for priests during ordination ceremony: <ul style="list-style-type: none">- Prepare at entrance to tent of meeting- Seven days at tent of meeting and do what God requires, because "their hands will be filled" for priestly service



Chapter 9: First offering of priests

1. Introduction and FBS

Section	Content
1-5 	<p>Material: Offerings for priests and for community</p> <ul style="list-style-type: none">- Of priests: Bull calf for sin offering, ram for burnt offering- Of the people: Male goat for sin offering, calf and lamb for burnt offering, ox and ram for fellowship offering, grain offering with oil <p>Goal: God wants to appear to them</p>
6-21 	<p>Procedure of the first offering of the priests</p> <ol style="list-style-type: none">1. Bull calf as sin offering for Aaron2. Ram as burnt offering of Aaron3. Male goat as sin offering, calf and lamb as burnt offering of community + grain offering4. Ox and ram as fellowship offering
22-24	<p>Events after the first offering of the priests</p> <ul style="list-style-type: none">- Aaron and Moses blessed the people- Glory of Lord appeared + fire from God burned offering



Chapter 10: God's Holiness

1. Introduction and FBS





Section	Content
1-2	Nadab and Abihu offered unauthorized fire before God → Acted contrary to God's commands and they were killed by God
3-11	God's holiness and the responsibility of priests: "Among those who approach me, I will be proved holy; [...]." (Lev 10:3) <ul style="list-style-type: none">- Priests should not mourn and should stay at the tabernacle- Priests should not drink wine (fermented drinks)- Duties of the priests: Distinction between holy and common and clean and unclean + teach Israelites all of God's decrees



12-20

Continuation of ordination ceremony

- Shares for priests should be eaten
- Moses' anger because sin offering of people was not eaten + Aaron's answer



Chapter 8-10: Priester

1. Introduction and FBS

- Key Verse: Leviticus 10:3b and Leviticus 10:10-11
“[...] Among those who approach me, I will be proved holy, in the sight of all the people I will be honored.”
“so that you can distinguish between the holy and the common, between the unclean and the clean, and so you can teach the Israelites all the decrees the LORD has given them through Moses.”
- 2. Answer to key question: How can sinful man approach the holy God without dying?
Priests
 - Chosen as a priest by God's grace: Greatest blessing for sinners and great responsibility due to higher standard of holiness → Requires absolute dedication and consecration of the entire life
 - Priests stand as mediators between God and men: Perform the offerings, pay attention to holiness and purity, bible teachers of the people


Chapter 8-10: Priester

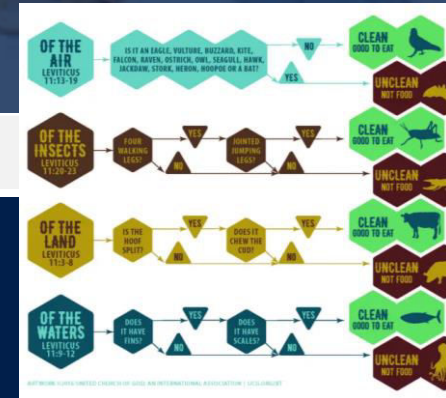
1. Introduction and FBS

- Who are the priests of today??
 - According to 1 Peter 2:9, all believers are called by God as royal priests and holy people: having not deserved to be chosen because of sin, but through Jesus' grace we have received atonement and grace from God and a calling as Bible teachers (Rom 1:5)
 - Being chosen is a privilege and responsibility: Not just grace, but living a set-apart and holy life as royal priests → Grow in spiritual discernment through Bible study and let God's holiness shine in our lives
 - To be used as mediators, spiritual role models and bible teachers: For the next generation, friends, sheep → Intercede before God in prayer, have Bible study, exert good spiritual influence so that by Jesus' grace they may also be set up as a royal priesthood and holy nation

Chapter 11: Clean and Unclean Food


1. Introduction and FBS

Section	Content
1-23; 29-30 	<p>Rules concerning clean and unclean animals</p> <ul style="list-style-type: none">- Land animals: Divided hoofs AND chew cud- Aquatic animals: Lives in sea, fins AND scales- Birds: List of 19 prohibited species- Insects: Jointed legs, hop on ground- Creeping animals: List of eight prohibited species- Others: What moves on the ground, has more than four legs, has paws, small animals
24-43	<p>Handling carcasses of unclean animals: Nothing is to come into contact with the carcass (neither people nor everyday objects)</p> <p>→ If contact occurs, item must either be cleansed or destroyed</p>
44-47	<p>Concluding section: Israelites are to distinguish between clean and unclean animals, because the Lord brought them out of Egypt</p>



Chapter 12: Childbirth

1. Introduction and FBS




Section	Content
1-5	<p>Law for women after childbirth:</p> <ul style="list-style-type: none">- Son: 7 days unclean, 8th day: Circumcision, 33 days of purification- Daughter: 14 Tage unclean, 66 days of purification <p>Rules: During time of uncleanness and days of purification, women must not enter sanctuary or come near anything sacred → Remain set-apart</p>
6-8	<p>Atonement offering after days of purification</p> <ul style="list-style-type: none">- Rich: Year-old lamb as burnt offering, young pigeon as sin offering- Poor: Two young pigeons as sin and burnt offering <p>Result: Cleansing from ritual impurity and restoration to community</p>



Chapter 13: Defiling Skin Disease


1. Introduction and FBS



Section	Content
1-44	Diagnosis of Defiling Skin Diseases <ul style="list-style-type: none">- If conspicuous skin changes are detected: Patient should be examined by priest → Certain processes are used to determine if they are clean or unclean- Raw flesh = Always unclean → Chronic skin disease- Not all noticeable changes on the body are unclean
45-46	Conduct of those with defiling skin disease: Torn clothes, left hair unkempt, cover lower part of face, live outside of camp, cry out: “Unclean, unclean!”
47-58	Diagnosis of defiling molds in garments: <ul style="list-style-type: none">- If a change in an item of clothing is detected: Garment should be examined by priest → Certain processes are used to determine if garment is clean or unclean→ Either restoration or destruction



Chapter 14: Cleansing

1. Introduction and FBS





Section	Content
<p>1-32</p> 	<p>Purification process of healed leper</p> <ol style="list-style-type: none">1. Offerings for purification from ritual uncleanness2. Washing of clothes, shaving of all hair, and bathing with water → Come back into camp: Stay outside of tent for seven days3. Ritual for the cultic readmission of a healed leper into the community (+ alternative for poor)
<p>33-53</p> 	<p>Diagnosis of defiling of mold at houses</p> <ul style="list-style-type: none">- If a change on a house is detected: Garment should be examined by priest → Certain processes are used to determine if house is clean or unclean <p>Process for cleansing a house with defiling mold (similar to humans)</p>
<p>54-57</p>	<p>Summary Section: Clear guidance for the priests and Israelites to distinguish between clean and unclean</p>

Chapter 15: Bodily Discharges

1. Introduction and FBS



Section	Content
1-18	<p>Man with unusual bodily discharge: Pathological infection, pus, ejaculation, etc.</p> <ul style="list-style-type: none">- Handling: Any kind of contact (direct or indirect) makes unclean (people or utensils)- Cleansing: Prepare sin offerings and burnt offerings after seven days
	<p>Woman with period: Normal monthly time, unusual time or length, etc.</p> <ul style="list-style-type: none">- Handling: Any kind of contact (direct or indirect) makes unclean (people or utensils)- Cleansing: Prepare sin offerings and burnt offerings after seven days
31	<p>General behaviour: Isolation, in order not to defile the tabernacle, the Israelites or the holy camp of the Israelites</p>
32-33	<p>Concluding section: Law of bodily discharges, monthly period, etc.</p>



Chapter 11-15: Laws of purity

1. Introduction and FBS

- Key Verse: Leviticus 11:44

“I am the LORD your God; consecrate yourselves and be holy, because I am holy. Do not make yourselves unclean by any creature that moves along the ground.”

- 3. Answer to key question: How can sinful man approach the holy God without dying?

Law

- God gave clear instructions to Israelites on how to live a pure life before Him while preserving the holiness of God and the holiness of God's people
- The purity of God extends to every area of the Israelites' lives: there is no private area or neutral ground
- Education of God's people to a holy people: Clear identity, obedience to faith and separation are required of Israelites


Chapter 11-15: Laws of purity

1. Introduction and FBS

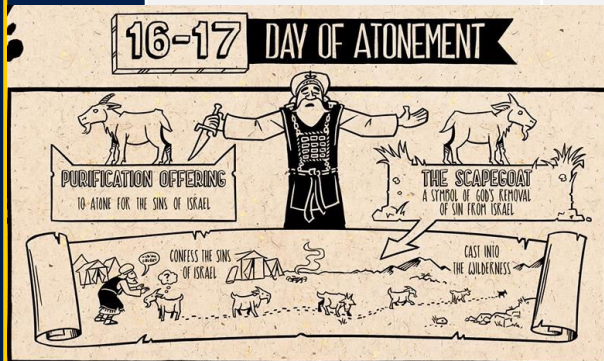
- What purity does God require of us today?
 - In our new life through the substitutionary sacrifice of Jesus Christ, we may come to God in purity: Making a difference between clean and unclean and living a holy life through obedience of faith
 - Purity should extend to every area of our lives: Family, body, relationships, thoughts, time, motivation, etc. → No double in “private area”
 - Learning from spiritual leaders and role models: Living pure lives in grace of God so that we may stand before God with a clear conscience and be his royal priesthood

Chapter 16: Day of Atonement

1. Introduction and FBS



Section	Content
1-10	Overview of Day of Atonement: <ul style="list-style-type: none">- High priest should not always go into Most Holy Place: Else he will die- Kern des Versöhnungstags: Darbringung von Sündopfer zur Sühnung der Sünden des Hohenpriesters und des Volkes
11-28	Process of the Day of Atonement: <ol style="list-style-type: none">1. Sin offering to make atonement for priests with blood of bull2. Cleansing of tabernacle + altar of burnt offering with blood of goat (lot for the lord) and with blood of bull of priests3. Cleansing of community (lot for the scapegoat) → Priest puts all sins on goat's head and send it to wilderness4. Conclusion of Day of Atonement by offering Aaron's burnt offering and the burnt offering of the people
29-34	Concluding section: Annual atonement of the Most Holy Place, tabernacle, altar of burnt offering, priest, people



Chapter 16: Day of Atonement

1. Introduction and FBS

- Key Verse: Leviticus 16:30
“because on this day atonement will be made for you, to cleanse you. Then, before the LORD, you will be clean from all your sins.”
- Day of Atonement reveals God's heart and love for Israelites
 - Not all sins could be cleansed through the sacrifice and mediation of the priests → The Israelites could not be God's people and royal priesthood
 - God has prepared the way through Day of Atonement so that the high priest could go into the Most Holy Place once a year as a substitute mediator and bring forgiveness of sins through spilling of blood
 - Cleansed not only the people, but also the priest and the tabernacle: Gave Israelites the privilege of being God's people for another year

Chapter 16: Day of Atonement

1. Introduction and FBS

- Who is our interceding High Priest today?
 - Jesus Christ is the intermediary High Priest: The sinless, eternal, and holy Son of God has entered into God's presence as our High Priest and Mediator, and through His own blood, He obtained eternal redemption from sin → Took upon Himself all our guilt, like sin offering or scapegoat, so that we may become God's people
 - Through His sacrifice, we are allowed to renew and restore our love relationship with God → Through His blood, we are no longer separated from Him, but granted eternal access into the Most Holy Place, into God's very presence and fellowship.
 - Forgiveness is eternal: By turning to Jesus in repentance through faith in the gospel, we are called to be His witnesses → Share his forgiveness with sheep and friends, so that they may become God's people

Chapter 17: Rules for sacrifices

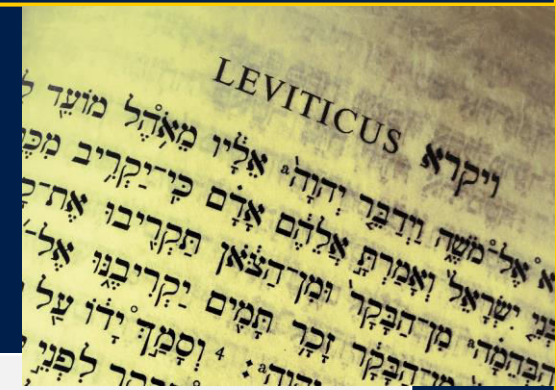
1. Introduction and FBS

Section	Content
1-9	<p>Law concerning the place of sacrifice</p> <ul style="list-style-type: none">- Wrong place: In the camp, outside of camp, open field → Should be cut off of community because of danger of idolatry- Right place: Bring to priest at entrance of tabernacle
10-16	<p>Law concerning the consumption of blood:</p> <ul style="list-style-type: none">- Rule: Anyone who eats blood shall be cut off from the community- Reason: Blood is precious, for the life is in the blood, and it was given by God for atonement- Consequence: Animals must be properly slaughtered, consumption of animals found dead or torn by beasts must be avoided → Avoid blood



Chapter 18: Sexual sins

1. Introduction and FBS



Section	Content
1-5	Introductory section: Warning, exhortation and promise regarding obedience to God's words and separation from gentile nations → "for the person who obeys them will live by them." (18:5)
6-18	Prohibition of sexual relations with close blood relatives: One's mother, sister, sister-in-law, aunt, granddaughter, daughter-in-law, etc.
19-23	Prohibition of abominable and detestable acts, e.g. homosexuality, bestiality, adultery, child sacrifice, and other practice
24-30	Conclusion section: Renewed warning and exhortation to Israel to remain obedient to God's law



KEEP MY STATUTES AND MY JUDGMENTS, FOR THE MAN WHO DOES THESE THINGS WILL LIVE BY THEM. I AM THE LORD.
- LEVITICUS 18:5



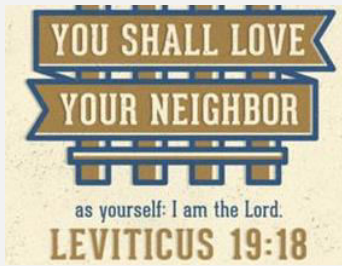
Chapter 19: Various Laws

1. Introduction and FBS

I am the Lord Your God.
You must be holy
because I am holy.

Leviticus 19:2

Section	Content
1-2	Exhortation to the Israelites: “Be holy because I, the Lord your God, am holy”, “I am the Lord.”
3-36	Various commandments for living out holiness in daily life <ul style="list-style-type: none">- Foundational covenant commands- Laws on social justice and love of neighbor- Commands for purity and separation in everyday conduct- Prohibitions against pagan customs and practices- Instructions for ethical behavior in public life
37	Exhortation to obey God’s law: For the Lord is their God, who brought them out of Egypt!



Chapter 20: Punishments

1. Introduction and FBS



Section	Content
1-9, 27	<p>Pentalty for despising God and his holiness</p> <ul style="list-style-type: none">- Child sacrifice → Punishable by stoning- Cursing one's parents → Punishable by death
10-21	<p>Penalties for all forms of sexual sin (Leviticus 20):</p> <ul style="list-style-type: none">- Adultery with a neighbor's wife → Punishable by death- Incestuous family relations → Punishable by death- Homosexual acts or bestiality → Punishable by death- Unnatural sexual practices → Punishable by death or burning
22-26	<p>Concluding section: Exhortation, warning, promise, and instruction to the Israelites to obey, because they are God's possession</p>

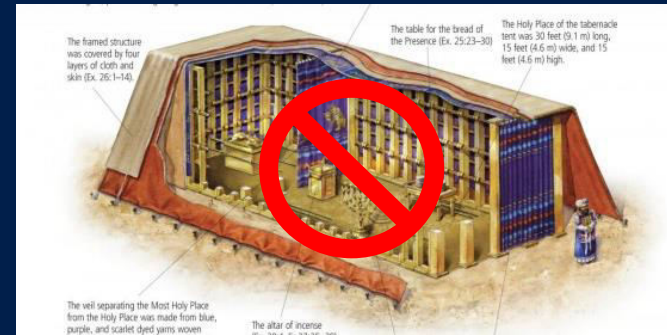


Chapter 21: Holiness of Priests

1. Introduction and FBS






Section	Content
1-15	<p>Regulations for priests and the high priest</p> <ul style="list-style-type: none">- Contact with the dead: Ordinary priests may become unclean for close relatives vs. high priest must not become unclean for anyone- Appearance: Not shave their heads or edges of beards, cut bodies- Marriage: No prostitute or divorced woman, high priest's wife has to be a virgin
16-24	<p>Physical defects among descendants of Aaron and their consequences</p> <ul style="list-style-type: none">- Priestly descendants with physical or mental defects: Not enter the tabernacle or perform priestly duties at the altar of burnt offering- Allowed to eat from the holy and most holy offerings



Chapter 22: Holiness of Offerings

1. Introduction and FBS



Section	Content
1-16 	Responsibilities of the sons of Aaron <ul style="list-style-type: none">- Must show reverence and care in handling the offerings and sacred gifts presented by the Israelites or they will die- Regulation on eating the offerings: Only those who belong to the priest's permanent household may eat of them
17-30 	Regulations for sacrificial animals <ul style="list-style-type: none">- Specific instructions for different types of offerings must be followed- Additional rules: No castrated animals, animals from foreigners, young animal may be offered only after it is seven days old, mother animal and its offspring must not be sacrificed on the same day- Thank offerings must be eaten on the same day
31-33	Concluding section: Erneute Ermahnung zum Gehorsam und Heiligung von Gottes Namen → Hat sie aus Ägypten errettet



Chapter 23: Seven Festivals

1. Introduction and FBS





Section	Content
1-3	Introductory section: "Lord's appointed festivals" - Weekly festival: Sabbath → A day of rest and remembrance of God's creation and the Exodus from Egypt
4-44	Seven Main Feasts <ol style="list-style-type: none">1. Passover: Remembrance of deliverance from death angel in Egypt2. Festival of Unleavened Bread: Remembrance of hasty and urgent departure from Egypt3. Offering the Firstfruits: Gratitude for the coming harvest4. Festival of Weeks: Gratitude for God's abundant provision5. The Festival of Trumpets: Announcement of the seventh month6. Day of Atonement: Cleansing, forgiveness, and reconciliation7. Festival of Tabernacles: Remembrance of God's faithful guidance



Chapter 24: Holiness in Court

1. Introduction and FBS



Section	Content
1-9 	Maintenance of Tabernacle <ul style="list-style-type: none">- Lamps: Israelites were to provide clear olive oil for the priests, priests were responsible for tending the lamps regularly → Always burning- Bread of the presence: Israelites were to bake twelve fresh loaves every week and give them to the priests, priests would present them as a memorial offering and eat them → Indicates God's presence
10-23 	God's sense of righteousness: <ul style="list-style-type: none">- Blasphemy against God: Bear their guilt and stoned by community- "Eye for eye, tooth for tooth": Whoever kills a human being shall be put to death, whoever kills an animal must make restitution, Whoever injures a neighbor shall be treated in the same way → Laws apply equally to Israelites and foreigners living among them

Chapter 25: Special Times

1. Introduction and FBS



Section	Content
1-7	Regulations for the Sabbath Year <ul style="list-style-type: none">- Time: After six years of work, every seventh year is a Sabbath year- Practice: For six years, the land may be sown and harvested, but in seventh year, land is to rest with no sowing, no reaping
8-55	Regulation for the Year of Jubilee <ul style="list-style-type: none">- Time: Every 50th year shall be conducted as the Year of Jubilee- Verhalten: Proclaim liberty throughout the land for both people and property, not sow or reap, live on what the land produces by itself- Bedeutung: All economic transactions affecting ownership must be made in light of the coming Jubilee; principles of redemption, release of slaves, return of ancestral land



Chapter 26: Blessing or Curse

1. Introduction and FBS




Section	Content
1-2	Absolute commandments Israel
3-13	God's blessings for obedience: <ul style="list-style-type: none">- Agricultural abundance: Fertility, timely rains, overflowing harvests- Peace and victory in battle: Security, protection, success, etc.- God's presence: A lasting covenant → God will be their God
14-39	Stages of the curse upon Israel for disobedience: <ol style="list-style-type: none">1. Fear and terror: Panic, disease and defeat2. Failed harvests: Skies and ground like iron; labor without fruit3. Wild beasts: Loss of children, livestock, and population4. Plague and famine: Disease, siege, and scarcity5. Death and exile: Desolation of land, scattering among the nations
40-44	God's promise to restore a humbled Israel
45	Final summary: God's commandments given through Moses to Israelites



Chapter 27: God's Property

1. Introduction and FBS

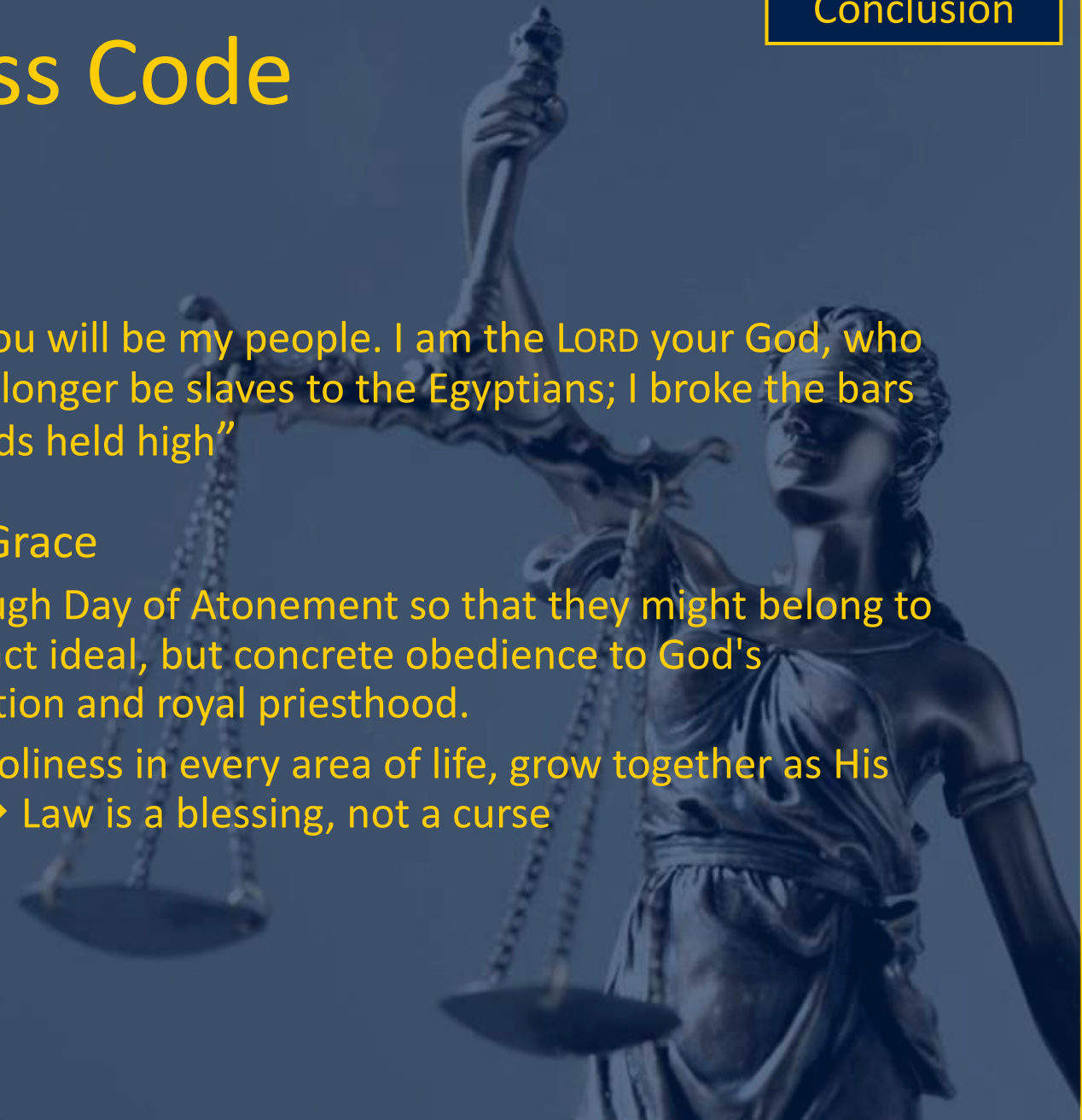


Section	Content
1-25 	Vows and their redemption <ul style="list-style-type: none">- People: Redeemed at a set value determined by age and gender- Animals: Unclean animals could be redeemed, clean animals were offered to the Lord and could not be exchanged- Houses: Could be dedicated and redeemed at a value set by priest- Land (family property or not): Valued based on amount of seed required for planting, redeeming price depends on year of jubilee
26-33 	Dealing with what belongs to the Lord: <ul style="list-style-type: none">- Firstborn: Unclean animals must be redeemed, clean animals must be offered to the Lord and cannot be redeemed- Devoted things: Anything devoted to Lord must be destroyed- Tithes: Redeemable, but with an added penalty (should not)
34	Final summary: Commandments that the Lord gave to the Israelites through Moses on Mount Sinai

Chapter 17-27: Holiness Code

1. Introduction and FBS

- Key Verse: Leviticus 26,12:13
“I will walk among you and be your God, and you will be my people. I am the LORD your God, who brought you out of Egypt so that you would no longer be slaves to the Egyptians; I broke the bars of your yoke and enabled you to walk with heads held high”
- Holiness Laws as a Consequence of God's Grace
 - Israelites received forgiveness of sins through Day of Atonement so that they might belong to God as His people → Holiness is not abstract ideal, but concrete obedience to God's commandments, way of living as a holy nation and royal priesthood.
 - God desires that the Israelites reflect His holiness in every area of life, grow together as His covenant people, and bring glory to Him → Law is a blessing, not a curse



Chapter 17-27: Holiness Code

1. Introduction and FBS

- How can we live a holy life today as God's people?
 - We are called to constantly remember God's amazing grace through the substitutionary sacrifice of Jesus: God has set us free from sin so that we might serve Him as His servants and glorify His name
 - We are invited to,
 1. live a life set apart from the world (holy = set apart), by not following the mainstream, but living according to guidance of God's Word, parents, His servants, and faithful Bible teachers
 2. Honor and celebrate God's appointed times: Prepare and rejoice wholeheartedly through Bible study, worship services, master courses, GLEF, leadership seminars, IWBS, etc.
 3. Build healthy and loving relationships with each other: Spiritual fellowship with friends, sheep, next generation, coworkers, etc.

Why Study Leviticus?

1. Introduction and FBS

- Book of Leviticus may appear dry/boring at first glance, but it contains foundational truths → Worth studying
 1. Reveals many attributes of God's character: Nearly all 27 chapters consist of direct words from God → Deep insight into who He is
 2. Lays groundwork for understanding the perfect sacrifice and priesthood of Jesus: Teaches principle of atonement through death of substitute, need for a mediator, and holiness required to approach God, etc.
→ New Testament assumes familiarity with Leviticus for a full understanding of Jesus' redemptive work
 3. Explains how holy life before God is possible:: Not through our own strength, but solely by God's love and grace.
- Leviticus is highly relevant and essential to study today!!

What are our Prayer Topics?

1. Introduction and FBS

1. Let us pray that we may always remember God's amazing grace in choosing us. By our own strength we can do nothing, but by His grace, God has chosen us to enter into fellowship with Him and to be used in this generation as a royal priesthood and a holy people..



What are our Prayer Topics?

1. Introduction and FBS

2. Let us pray to renew our love relationship with God and build our new life in holiness upon the grace and love of Jesus. Though we were sinful, God carried us, He opened the new and living way through Jesus Christ, and He invites us to be His holy people and royal priesthood. This is the God we are invited to know and walk with.



What are our Prayer Topics?

1. Introduction and FBS

3. Let us pray to be used as a royal priesthood and a holy people, carrying God's holiness as a light to the nations, to the very ends of the earth. Through a holy life by making a difference between holy and unholy, may we lead by example and exert a good spiritual influence, all for the glory of the name of Jesus Christ.



Key Verse: Leviticus 26:12-13

“I will walk among you and be your God, and you will be my people. I am the LORD your God, who brought you out of Egypt so that you would no longer be slaves to the Egyptians; I broke the bars of your yoke and enabled you to walk with heads held high.”