

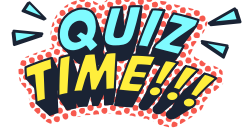


Bar graph - Kahoot

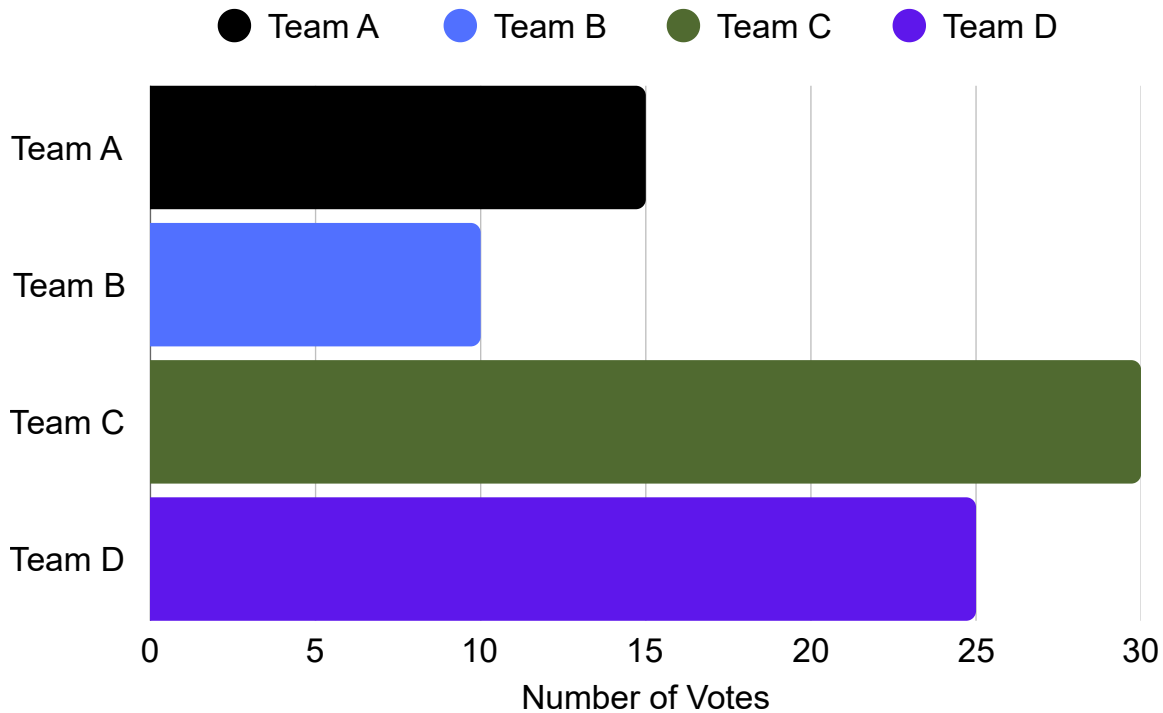
Middle Primary Beginner Maths

Read the bar graph. Answer the questions below.

Ms Brown's class had a Kahoot Science Quiz. The graph shows the total points for each team at the end of the quiz.



Kahoot Science Quiz



1. Which team won?

A. Team B B. Team C C. Team A

2. How many more points were there for Team D than Team B?

A. 10 B. 20 C. 15

3. How many points did Team A get?

A. 14 B. 15 C. 10

4. How many more points must Team D get to win Team C?

A. 6 B. 4 C. 2

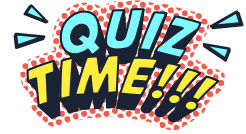


Bar graph - Kahoot - Solutions

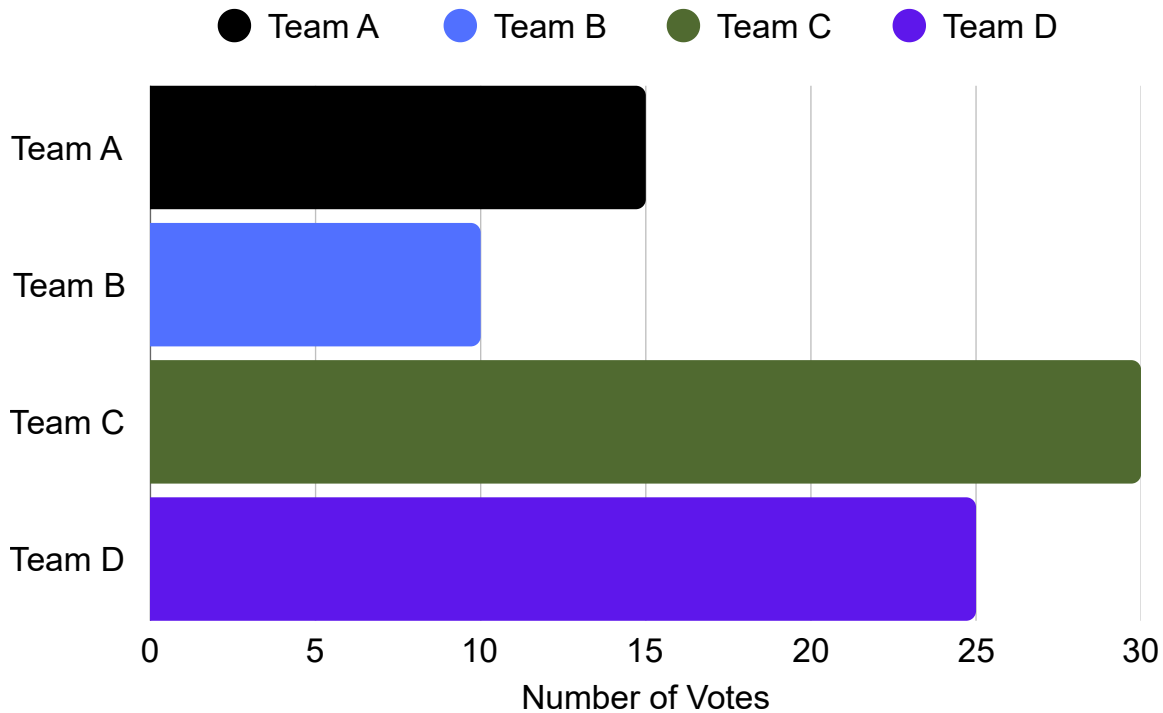
Middle Primary Beginner Maths

Read the bar graph. Answer the questions below.

Ms Brown's class had a Kahoot Science Quiz. The graph shows the total points for each team at the end of the quiz.



Kahoot Science Quiz



1. Which team won?

- A. Team B B. Team C C. Team A

B

2. How many more points were there for Team D than Team B?

- A. 10 B. 20 C. 15

C

3. How many points did Team A get?

- A. 14 B. 15 C. 10

B

4. How many more points must Team D get to win Team C?

- A. 6 B. 4 C. 2

A