




Accessories &gt; Screw &gt; Self Drilling Screw &gt; DFZ-PH422


# DFZ-PH422

-Phillips Truss Head Screw-



## Application

Sandwich panels / Insulated panel



## Technical parameters

Drive Type Phillips Truss Head

Screw D (mm) 4.2

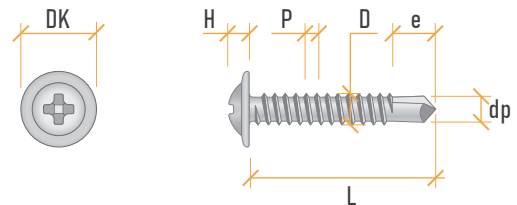
Drilling capacity T (mm) DP2 2x0.5 to 2x2.0

Material Carbon Steel

Thread Type Full Thread BSD-TPI (1.41 mm)

Surface Zinc Plated

## Technical drawings



Hex Washer Head Self-Drilling Screw With Tapered	Head Diameter		Head Thickness		Thread Outer Diameter		Thread Pitch	Drill Point Diameter		Drill Point Length		Total Length		
	DK		H		D		P	dp		e		L		
	min	max	min	max	min	max	ref	min	max	min	max	min	max	
	M 4.2 x 16	10	10.5	2.2	2.6	4.1	4.25	1.41	3.4	3.5	5.2	5.8	15	17
	M 4.2 x 25	10	10.5	2.2	2.6	4.1	4.25	1.41	3.4	3.5	5.2	5.8	24	26

