



Easy Reflex - Clinical Skills initiative

CENTRAL NERVOUS SYSTEM CASE SHEET- STROKE

Name	
Age	
Sex	
Occupation	
Handedness	
Educational qualification	
Address	
Socio - economic status	



CLICK HERE 

Scan for clinical insight

This is an interactive Easy E-Case Sheet. Scan the QR code or click the link below to understand the reasoning behind each CNS history question, how to ask it confidently, and how to correlate it with examination findings. Learn not just what to ask, but why to ask it.

Chief complaints

H/O inability to use the left/right upper and lower limbs for the past ____ days associated with deviation of the angle of the mouth towards ____ side and drooling of saliva from ____ side.

H/O slurring of speech for the past _____ days.

H/O Presenting illness

The Patient was apparently normal before ____ days. On the day of the event at around morning 5 am he went to the toilet and returned to bed, then he noticed that he was not able use his and ____ upper and lower limbs which is associated with slurring of speech and deviation of the angle of the mouth to ____ side .

(Explain the history as much as possible including travel, time of reaching the hospital etc) – For more info scan the QR code above



Etiology History

H/O Head ache

H/O Nausea

H/O Vomiting

H/O Epilepsy

H/O Blurring of vision

H/O Fever

H/O Chest pain, palpitation, sweating



Tap for Explanations

Motor History

H/O difficult


H/O difficult

H/O difficulty in getting up from the squatting position

H/O difficulty in gripping the slippers

H/O difficulty in raising hand above head, combing hair

H/O difficulty in buttoning and unbuttoning of shirt



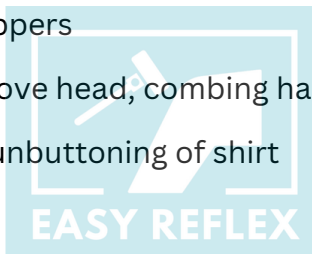
Easy Reflex

Business Account

WhatsApp.com



Tap for Explanations



Sensory History

H/O ability to feel Hot and cold water during bath

H/O ability to feel a mosquito or insect bite

H/O any cotton wool sensation in feet

H/O Other sensory disturbances



Tap for Explanations

Cerebellum History

H/O ability to negotiate narrow pathways

H/O ability to bring food to the mouth

H/O swaying to either side on walking



Tap for Explanations



www.easyreflex.in



[easyreflex_cnskit](https://www.instagram.com/easyreflex_cnskit)



[9025414332](https://www.whatsapp.com/text/9025414332)

Cranial Nerve History

H/O loss of sense of smell (I)

H/O visual disturbances (II)

H/O double vision, difficulty in eye movements (III,IV,VI)

H/O sensory loss over the face, difficulty in chewing (V)

H/O hard of hearing, vertigo and tinnitus (VIII)

H/O nasal twang or nasal regurgitation (IX,X)

H/O difficulty in tongue movement (XII)

H/O Ability to turn head from side to side



Tap for Explanations

Autonomic History

H/O bladder and bowel disturbances, impotence, excessive sweating, giddiness on standing up from lying down position

Past History

H/O previous similar episodes

H/O of TIA

- No of episodes
- Duration of the episodes
- Any visual disturbances
- Recovery period
- Aggravating/relieving factor



Tap for Explanations

H/O DM, HT, BA, IHD, CKD

H/O STD

H/O CSOM, recent vaccination for dog bite

H/O recent surgery, bleeding tendencies

H/O trauma

H/O OC pills intake.

Personal History

H/O Smoking (pack years)

H/O Alcohol (units per week)

H/O Veg or Mixed diet , sleep and adverse sexual habits



Tap for Explanations



www.easyreflex.in



[easyreflex_cnskit](https://www.instagram.com/easyreflex_cnskit)



[9025414332](https://www.whatsapp.com/channel/0025414332)



Family History

Any other family members with similar complaints

Treatment History

Any treatment taken to be noted



Tap for Explanations

Examination

General Examination

Built (skeletal framework - Moderately / Well built)

Nourishment (Nutritional framework)

Pallor

Jaundice

Clubbing

Cyanosis

Pedal Edema

Significant lymphadenopathy



Neurocutaneous markers

- | | | |
|--------------------------|---|--------------------|
| Adenoma sebaccum | - | Tuberous sclerosis |
| Ash leaf patches | - | Tuberous sclerosis |
| Shagreen patches | - | Tuberous sclerosis |
| Tuft of hair on the back | - | Spina bifida |

Capillary hemangioma (Port wine stain) - Sturge Weber syndrome Conjunctival

hemangioma (With cerebral hemangioma) - Von Hippel Lindau syndrome

Markers of TB

Phlyctenular

keratoconjunctivitis

Scar/Sinus in the neck



www.easyreflex.in



[easyreflex_cnskit](https://www.instagram.com/easyreflex_cnskit)



[9025414332](https://www.whatsapp.com/channel/0025414332)



Tinea versicolor

Lupus vulgaris

Erythema nodosum

Gynecomastia –INH induced

Markers of HIV

Oral hairy leukoplakia

Oral candidiasis

Molluscum contagiosum

Herpetic infection(Zoster)

Generalized lymphadenopathy

We're your seniors and super-seniors – survivors of countless exams, endless stress, and the classic last-minute scramble for missing CNS kit. After years of getting screwed by examiners for examining with fake, low-weight hammers that barely produced a reflex, we decided enough was enough.

That's how EasyReflex was born – a medico-led startup crafting precise CNS kits that perform when you need them most. We're here to make sure your exam-ready, stress-free, and confident.

Vital Signs

Pulse – Rate

Rhythm

Volume

Character

Felt in all palpable peripheral vessels, any Radio radial delay, Radio femoral delay

Pulse deficit

condition of the vessel wall



www.easyreflex.in



[easyreflex_cnskit](https://www.instagram.com/easyreflex_cnskit)



[9025414332](https://www.whatsapp.com/channel/0025414332)



BP (All limbs)
Temperature
JVP

Examination of the CNS

Higher Function

Consciousness-(MMSE - Mini mental score examination has to be calculated)
Orientation -
Registration -
Attention -
Recall -
Language -
Final score -

Rule of 17

10th nerve + 7th nerve = 17

Uvula
Deviation

Deviation of the
angle of the
mouth

Towards the
Opposite side of
nerve lesion

12th nerve + 5th nerve = 17

Tongue
Deviation

Jaw
Deviation

Towards the
Same side of
nerve lesion

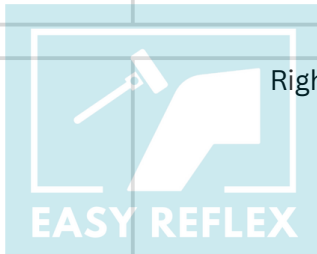


	Cranial Nerves	Right	Left
1	Olfactory	N	N
		Both nostrils are tested individually with a non irritant liquid smells of three different flavors at least. Powders should not be used.	

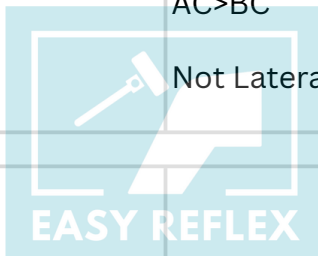
2	Optic	Right	Left
	Visual acuity	6/60	6/60
	Field of vision (confrontation method)	N N	N N
	Color vision (Ishihara plates at least 12 on black paper with a white background as per WHO guidelines)		
	Direct light reflex	Reacting	Reacting
	Consensual light reflex	Reacting	Reacting

3	Oculomotor	Right	Left
4	Trochlear		
6	Abducent		
	Palpebral Fissure	N	N
	Extra ocular movements	N	N
	Pupil Size	4mm in dia meter	4mm in dia meter
	Accommodation	N	N

5	Trigeminal	Right	Left
	Sensory over the face	N	N
	Motor Clenching of mouth	N	N
	Reflex		
	Corneal	N	N
	Conjunctival	N	N
	Jaw jerk	N	N



7	Facial Nerve		
	Motor Wrinkling of fore head Tight closure of eyelid, Blowing of cheeks Nasolabial Fold Mandible Depression Hyperacusis		
	Sensory - Tongue ant.2/3	Both sides of the tongue are tested individually with salt, sweet, sour and bitter solutions using cotton buds and found to be normal	
	Secretomotor		
	Salivation	N	N
	Lacrimation	N	N
8	Vestibulo cochlear		
	Rinne's Test	AC>BC	AC>BC
	Weber's Test	Not Lateralized	Not Lateralized
9	Glossopharyngeal		
10	Vagus		
	Gag reflex	N	N
	Palatal reflex	N	N
11	Spinal accessory	Right	Left
	Shrugging of shoulder	N	N
	Turning of head	N	N
12	Hypoglossal	Right	Left
	Tongue protrusion	N	N
	Movement against cheek	N	N



Motor system

Bulk	Right	Left
Upper limb circumference 10 cm from Acromion 10cm below olecranon process		
Low limb circumference 18 cm form upper end of patella 10 cm below the tibial tuberosity		

Power

Shoulder		
Flexion	5/5	1/5
Extension	5/5	1/5
Abduction	5/5	1/5
Adduction	5/5	1/5
Rotation	5/5	1/5

Elbow		
Flexion	5/5	1/5
Extension	5/5	1/5

Wrist		
Flexion	5/5	1/5
Extension	5/5	1/5
Abduction	5/5	1/5
Adduction	5/5	1/5
Supination	5/5	1/5
Pronation	5/5	1/5



Hip joint		
Flexion	5/5	1/5
Extension	5/5	1/5
Abduction	5/5	1/5
Adduction	5/5	1/5
Rotation	5/5	1/5

Knee joint		
Flexion	5/5	1/5
Extension	5/5	1/5

Ankle joint		
Dorsiflexion	5/5	1/5
Plantar flexion	5/5	1/5

Co-ordination



Finger nose test		
Finger finger nose test		
Dysdiadochokinesia		
Rebound		
phenomenon Tandem		
walking Heel shin test		

Others - Tapping in circle, Archimedes spiral, macrographia etc

Gait - Circumduction Gait (Adducted shoulder, Flexed elbow, Flexed and semi pronated wrist, Flexion at MP joints, Extension at IP joints)

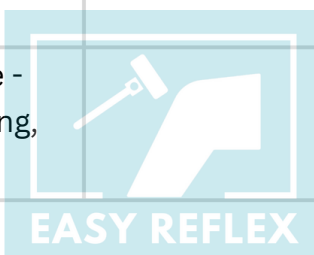
Involuntary movements - NiL

Reflex

Deep tendon reflex	Right	left
Biceps reflex		
Triceps reflex		
Supinator reflex		
Knee reflex		
Ankle reflex		

Along with these reflexes, don't forget **easyreflex** also!

Superficial reflex	Right	left
Abdominal reflex		
Cremasteric reflex		
Plantar reflex		
Other tests for plantar equivalence - Oppenheim, Chaddock, Gordon, Bing, chauffeur etc.		



Sensory system

Pain		
Temperature		
Vibration		
Joint position		
Sense of movement of joint		

Cortical sensations	Right	Left
2 point discrimination		
Stereognosis		
Graphesthesia		
Tactile localization		



Signs of Meningeal irritation

Neck rigidity

Kernig's sign

Brudzinkis sign

Tests for autonomic nervous system

Orthostatic hypotension

Other system examination

CVS

RS

ABDOMEN

Diagnosis

A Case of Acute Left/ Right sided Hemiplegia/Hemiparesis Probably due to Haemorrhagic/ Ischemic or Embolic Etiology



“

Whats app To Buy CNS Kit
Click here - 9025414332

”

For more educational materials like this - please click the following link

<https://easyreflex.in/education-cns-kit>



www.easyreflex.in



[easyreflex_cnskit](https://www.instagram.com/easyreflex_cnskit)




[9025414332](https://www.whatsapp.com/channel/0025414332)



Rubber
O'ring

Iron Head wt - 92gm

Stick - Unbreakable Nylon Rod



PRO HAMMER

Easy reflex offers best in class 130 gm reflex hammers at affordable cost. Don't fall prey for fake low head-weight reflex hammers.

Knee Hammer

Tuning Forks

Ishihara Plates

Taste Pack

Snellen's Chart

Swab Stick

Cotton + Toothpick

Glass Tubes with Closure

Smell Pack

Torch Light + Battery

Divider

Inch Tape

Tongue Depressor

4 Synthetic Tastes

1. Sugar (tip of tongue)
2. Salt (side of tongue)
3. Sour (side of tongue behind salt)
4. Bitter (back of tongue)

* With tongue holding gauze.
* Buds for application.
* Tastes last for more than a year.

3 Synthetic Smells

1. Coffee
2. Lemon
3. Orange & Sandal

*Smells last more than 8 months

EASY REFLEX

Buy Now
[Click Here](#)



EASY REFLEX

**Carry your kit in a stylish,
transparent & exam
friendly box**

- [9025414332](tel:9025414332)
- www.easyreflex.in
- [easyreflex_cnskit](https://www.instagram.com/easyreflex_cnskit)