



Central Minnesota Youth Orchestra

Audition Guidelines

Register for auditions at www.cmyo.org

Welcome to the Central Minnesota Youth Orchestra!

We will go through a few of the details for your audition with CMYO. If you have additional questions, you may contact us via email at coordinator@cmyo.org

Auditions help the directors find the ensemble that will match the student's current skills from one of our four ensembles. To audition for CMYO, students will register online, record a video, and submit their audition online.

AUDITION PREPARATION

1. Register online for an audition and check CMYO's website for deadlines!
2. Read through the audition packet to find which ensemble seems to best fit your child. Select only one.
3. Practice! 😊
4. Record your audition video and submit it online, or meet in person for an audition
5. Request an upload link from coordinator@cmyo.org, label your name, and upload the audio or video file.

WHAT DO I NEED TO PREPARE FOR MY AUDITION?

1. Scales
2. Choose a solo piece that represents your ability
3. Music Excerpt (if provided)

I AM NEW TO THE PROGRAM. DO I NEED TO AUDITION?

Yes, all students will go through a placement audition. This helps both the family and the directors to fit the right skill and ability with the student. A student can audition after a concert cycle has been completed.

I AM ALREADY A MEMBER; DO I NEED TO RE-AUDITION?

No, you do not need to re-audition if you plan to stay in the same ensemble. If you would like to try for another ensemble, it is required to re-audition for the next ensemble.

DO YOU HAVE A STUDENT HANDBOOK THAT GIVES US AN OVERVIEW WITH ALL THE DETAILS ABOUT THE PROGRAM?

Yes, it will give you everything from policies, forms, to contact info and concert dress code. You can download it from the website or ask for a digital copy from the coordinator@cmyo.org

Central Minnesota Youth Orchestra Ensembles

8/2/2021

Prelude

Prelude is the first ensemble experience for students who are starting out as musicians. Students will work through helpful approaches to playing their instrument in an ensemble experience. In addition, students will see improvements in their sight-reading, rhythm, and ensemble playing skills. This is usually a non-performing ensemble.

Cadenza

Cadenza offers students who have been playing for more than a year the opportunity to start performing in an ensemble setting. Students will experience playing melody and harmony, learn about different keys and time signatures, understand the different roles within the orchestra setting, and introduce rehearsal and concert etiquette. Music selections are used to cultivate these concepts in a fun environment. Prelude students are also invited to join the Cadenza if the director sees that a student is transitioning well. There is no additional cost to join both ensembles.

Intermezzo

Intermezzo bridges between Cadenza and Encore by increasing expectations between learning the roles of performing in an ensemble and enhancing the student's skill level. Further development and exploration of differing key signatures, more complex melodies and harmonies, vibrato, shifting, and bow articulations.

Encore

Encore is the advanced-level ensemble that has reached a skill level that is more intense with preparation and performance. Students will use critical thinking, leadership skills, and a broad understanding of musical styles. Students should consider taking private lessons at this level to help continue growth in their skills.

Audition Process

All auditions will review the students by their intonation, keeping tempo, tone, dynamics, and articulation. Each level orchestra will have different proficiency requirements to ensure the best fit for the student. All students may re-audition later in the year if they wish to try for another level. Re-auditions are considered between concert cycles.

The awarding of the audition will be determined by the director of each ensemble and a panel of instructors. With questions regarding which ensemble would best fit the student's current skill level, please contact the instructors for more information.

Though not required to participate in CMYO, it is highly recommended to take lessons with a private instructor.



CADENZA AUDITION

Scale
Music Selection
(student's choice)

VIOLIN
VIOLA
CELLO
BASS

G Major

CADENZA - VIOLIN



C Major

CADENZA - VIOLA



C Major Scale

0 1 3 4 0 1 3 4 4 3 1 0 4 3 1 0



CADENZA - CELLO

0 3 0 4 4 0 3 0



2

E Major Scale**CADENZA - BASS**

0 1 4 0 1 4 - 1 2 2 1 - 4 1 0 4 1 0

I 1/2 1/2 I

0 4 1 1 1 1 4 0

I

The image shows two staves of music in bass clef with a key signature of three sharps (F#, C#, G#). The first staff is titled 'E Major Scale' and contains a sequence of notes with fingerings (0, 1, 4, 0, 1, 4, - 1, 2, 2, 1, - 4, 1, 0, 4, 1, 0) and articulation marks (I, 1/2, 1/2, I). The second staff is titled 'CADENZA - BASS' and contains a sequence of notes with fingerings (0, 4, 1, 1, 1, 1, 4, 0) and an articulation mark (I). The music is written in a single system with a repeat sign at the end of the second staff.

INTERMEZZO AUDITION

Scale
Music Selection
(student's choice)

VIOLIN
VIOLA
CELLO
BASS

INTERMEZZO - VIOLIN

D Major (*3rd position*)

The image displays a violin score for an intermezzo in D Major, 3rd position. The score is written on three staves, each with a treble clef and a key signature of two sharps (F# and C#). The first staff begins with a double bar line and a Roman numeral 'III' below it, indicating the start of the third position. The notation consists of eighth and quarter notes, with fingerings (1-4) indicated above each note. The second staff continues the melodic line, ending with a half note. The third staff concludes the piece with a final double bar line. The overall structure is a single melodic line with no accompaniment.

III

C Major

INTERMEZZO - VIOLA

Violin sheet music for Intermezzo in C Major, featuring three staves with fingerings and a final double bar line.

Staff 1: 0 1 2 3 0 1 2 3 0 1 2 3 0 1 2 1

Staff 2: 4 3 2 1 4 3 2 1 4 3 2 1 0

Staff 3: 0 2 0 3 1 3 2 3 1 3 4 2 0

INTERMEZZO - CELLO

G Major Scale

The image displays three staves of music for the G Major Scale on the cello. Each staff begins with a bass clef and a key signature of one sharp (F#). The music is written in a single line, with fingerings and bowings indicated by numbers and lines above the notes. The staves are labeled with Roman numerals I, IV, and II at the bottom.




Staff 1: The first staff contains the first 12 notes of the scale. The fingerings are: 0, 1, 3, 4, 0, 1, 3, 4, 0, 1, 2, 4. The bowings are: a slur under the first four notes, a slur under the next four notes, and a slur under the last four notes. The staff is labeled with a Roman numeral **I** at the bottom left and a Roman numeral **IV** at the bottom right.

Staff 2: The second staff contains the next 12 notes of the scale. The fingerings are: 1, 4, 2, 1, 0, 4, 3, 1, 0, 4, 3, 1, 0. The bowings are: a slur under the first four notes, a slur under the next four notes, and a slur under the last four notes. The staff is labeled with a Roman numeral **I** at the bottom left.

Staff 3: The third staff contains the final 12 notes of the scale. The fingerings are: 0, 1, 4, 2, 1, x, 3, 2, 3, x, 1, 2, 4, 1, 0. The bowings are: a slur under the first four notes, a slur under the next four notes, and a slur under the last four notes. The staff is labeled with a Roman numeral **II** at the bottom left and a Roman numeral **V** at the bottom right.

INTERMEZZO - BASS

E Major Scale



ENCORE AUDITION

Scale
Music Selection
(student's choice)
Excerpt

VIOLIN
VIOLA
CELLO
BASS

Quarter Note = 80

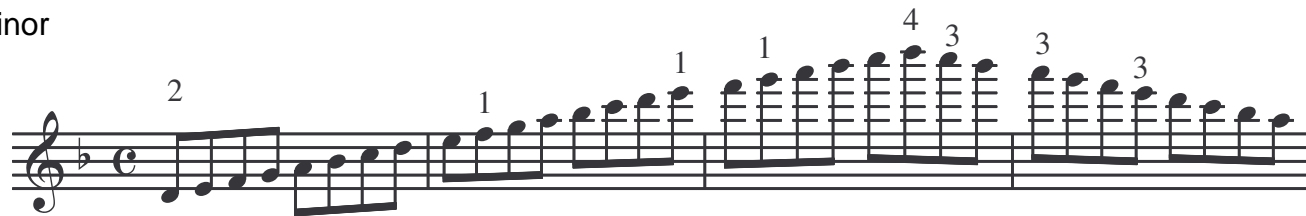
ENCORE

Violin



d minor

Violin



Excerpt #1

ENCORE - VIOLIN

Winter: 4th movement by Antonio Vivaldi

Tip: Listen to a recording of the piece. Check key signature. *f*

P

Excerpt #2

88 *Sinch'il ghiaccio si rompe, e sl disserra;*

S

139

142

145

147

150 *Quest'è'l verno, ma tal, che gioia apporte.*

C major scale

ENCORE - VIOLA



Winter: 4th movement by Antonio Vivaldi

Tip: Listen to recording. Check key signature.

Excerpt #1

55

J



58



61




Excerpt #2



Vn. Solo

91



ENCORE - CELLO

C Major



Alternate bowing



Excerpt #1

ENCORE - CELLO

Winter: 4th movement by Antonio Vivaldi



Tip: Listen to recording. Check key signature.



Excerpt #2



ENCORE - BASS



Excerpt #1

Tip: Listen to recording. Check key signature. Winter: 4th Movement by Antonio Vivaldi

Allegro



Excerpt #2

La caccia

I cacciatori alla nov'alba à caccia Con corni, Schioppi, e canni escono fuore

Allegro



13

