



cubs

Musician Stage 4 Activity Badge

To earn your badge, complete each of the following four sections.

Skill

Reach Grade Three standard for the Associated Board of the Royal School of Music (or similar).

Performance

Sing or play three different types of song or tune on your chosen instrument. One should be a solo and one should be played with other musicians in an arrangement of your choice. Your performance should be public, such as at a Group show, school concert or church service.

Knowledge

Discuss the benefits of one of the musical exercises that you use to practice your skills. Talk about your instrument (or voice) and why you enjoy playing it or talk about the songs you sing and why you enjoy singing them.

Interest

Talk about your own interests in music, including what you listen to most and how it's similar or different to the music you play or sing.









cubs

Musician Stage 4 Activity Badge

Checklist

To complete the badge requirements, tick off the checklist below with help from your parents, teachers, or music instructor.

 Skill: Reach ABRSM Grade 3	
 Performance: Sing or play two songs in a public performance	
 Performance: Sing or play a solo in a public performance	
 Knowledge: discuss the benefits of a musical exercise you use to practice	
 Knowledge: talk about the songs you play / sing and why you enjoy them	
 Interest: tell us about the music you like to listen to	

Your name	Section (Beavers, Cubs, Scouts)	Today's date