



# cubs

## Musician Stage 3 Activity Badge

To earn your badge, complete each of the following four sections.

### Skill

Reach Grade Two standard for the Associated Board of the Royal School of Music (or similar).

### Performance

Sing or play, as a solo or with others, two different types of song or tune on your chosen instrument. You must perform in front of other people, either in Scouting or at a public performance such as a group show or school concert.

### Knowledge

Demonstrate some of the musical exercises that you use to practice your skills.

Talk about your instrument (or voice) and why you enjoy playing it.

Talk about three well-known pieces of music or songs associated with your instrument.

### Interest

Talk about your own interests in music, including what you listen to most and how it's similar or different to the music you play or sing.









# cubs

## Musician Stage 3 Activity Badge

### Checklist

To complete the badge requirements, tick off the checklist below with help from your parents, teachers, or music instructor.

 <b>Skill:</b> Reach ABRSM Grade 2	
 <b>Performance:</b> Sing or play two different types of song with, or in front of, others	
 <b>Knowledge:</b> show some of the musical exercises you use to practice	
 <b>Knowledge:</b> talk about your instrument or voice	
 <b>Knowledge:</b> name three pieces of music associated with your instrument	
 <b>Interest:</b> tell us about the music you like to listen to	

Your name	Section (Beavers, Cubs, Scouts)	Today's date