



cubs

Musician Stage 2 Activity Badge

To earn your badge, complete each of the following four sections.

Skill

Reach Grade One standard for the Associated Board of the Royal School of Music (or similar).

Performance

Sing or play two different types of song or tune on your chosen instrument. You must perform in front of other people either in Scouting or at a public performance.

Knowledge

Demonstrate some of the musical exercises that you use to practice your skills.

Talk about your instrument (or voice) and why you enjoy playing it.

Name a piece of music associated with your instrument.

Name several musicians you have heard.

Interest

Talk about your own interests in music, including what you listen to most and how it's similar or different to the music you play or sing.










cubs

Musician Stage 2 Activity Badge

Checklist

To complete the badge requirements, tick off the checklist below with help from your parents, teachers, or music instructor.

 Skill: Reach ABRSM Grade 1	
 Performance: Sing or play two different types of song with, or in front of, others	
 Knowledge: show some of the musical exercises you use to practice	
 Knowledge: talk about your instrument or voice	
 Knowledge: name a piece of music associated with your instrument	
 Knowledge: name several musicians you have heard	
 Interest: tell us about the music you like to listen to	

Your name	Section (Beavers, Cubs, Scouts)	Today's date