



# cubs

## Musician Stage 1 Activity Badge

To earn your badge, complete each of the following four sections.

### Skill

Listen to a short tune of a couple of lines and then sing it back.  
Listen to another tune and then beat or clap out the rhythm.

### Performance

Sing or play two different types of song or tune on your chosen instrument – remember your voice is an instrument too. You must perform in front of other people, either in Scouting or at a public performance such as a group show or school concert.

### Knowledge

Demonstrate some of the musical exercises that you use to practice your skills.  
Talk about your instrument and why you enjoy playing it. Alternatively, you could talk about the songs you sing and why you enjoy singing them.

### Interest

Tell your assessor about the music that you most like to listen to









# cubs

## Musician Stage 1 Activity Badge

### Checklist

To complete the badge requirements, tick off the checklist below with help from your parents, teachers, or music instructor.

 <b>Skill:</b> Listen to a short tune and sing it back	
 <b>Skill:</b> Listen to a short tune and beat / clap it back	
 <b>Performance:</b> Sing or play two different types of song with, or in front of, others	
 <b>Knowledge:</b> show some of the musical exercises you use to practice	
 <b>Knowledge:</b> talk about your instrument or voice	
 <b>Interest:</b> tell us about the music you like to listen to	

Your name	Section (Beavers, Cubs, Scouts)	Today's date