



# cubs

## Equestrian Activity Badge

How to earn your badge

Show that you know how to dress safely for riding.

Point out the main body parts of a pony or horse.

Point out the main parts of a saddle and bridle.

Learn how to approach a pony or horse correctly.

Learn how to mount and dismount a horse safely.

Show the correct way to sit in the saddle.

Show how to hold the reins correctly.

Show how to walk and trot safely in an enclosed area, without a leading rein.

Show you can do two of these skills:

- a | Walking without stirrups
- b | Walking on a loose rein and shortening the reins
- c | Riding up and down a hill at walking pace
- d | Cantering
- e | Riding over a single pole or a very small fence
















# cubs

## Equestrian Activity Badge

### Checklist

To complete the badge requirements, your horse-riding tutor or your families can tick off the checklist below. We may ask you to tell other Cubs about the activity, if you're happy to explain what's needed for the Equestrian activity badge to everybody. For the skills with an asterisk (\*), complete at least two of these.

 Show that you know how to dress safely for riding	
 Point out the main body parts of a pony or horse	
 Point out the main parts of a saddle and bridle	
 Learn how to approach a pony or horse correctly	
 Learn how to mount and dismount a horse safely	
 Show the correct way to sit in the saddle	
 Show how to hold the reins correctly	
 Show how to walk and trot safely in an enclosed area, without a leading rein	
 Show you can walk without stirrups	
 Show you can walk on a loose rein and shorten the reins	
 Show you can ride up and down a hill at walking pace	
 Show you can canter	
 Show you can ride over a single pole or small fence	

Your name	Section (Beavers, Cubs, Scouts)	Today's date