



# cubs

## Air Activities Stage 2 Activity Badge

### How to earn your badge

**Make and fly a model aeroplane; three different types of paper glider; a hot air balloon; or a kite.**

**Choose any three of these:**

- a | Name and identify the main parts of an aeroplane
- b | Identify six airlines from their markings.
- c | Name and identify different types of aircraft
- d | Collect and identify six pictures of different aircraft
- e | Explain how different weather conditions can affect air activities
- f | Fly in an aircraft and tell the rest of your section about it
- g | Meet someone who flies regularly and talk to them about their experiences

**Send a simple message using the phonetic alphabet.**

*This could be an email to leaders when you have completed your requirements, saying that you've completed the badge and want to present it to Cubs.*

**Visit an airfield, air display, or air museum.**

**Know the dangers involved in visiting an airfield.**















# cubs

## Air Activities Stage 2 Activity Badge

### Checklist

To complete the badge requirements, tick off the checklist below with help from your parents, teachers, or family and friends. For the items with an asterisk (\*), complete at least three of these.

 Make a model aircraft	
 Make three different types of paper glider*	
 Name the main parts of an aeroplane*	
 Identify six airlines from their markings*	
 Identify different types of aircraft*	
 Explain how weather affects air activities*	
 Fly in an aircraft*	
 Tell Cubs about your experience of flying*	
 Meet someone who flies regularly*	
 Send a message using the phonetic alphabet	
 Visit an airfield, air display, or air museum	
 Tell a leader some of the dangers involved in airfields	

Your name	Section (Beavers, Cubs, Scouts)	Today's date