

FROM LAND TO LIFESTYLE: THE PREFAB PLAYBOOK

A SMARTER WAY TO BUILD, LIVE, AND INVEST

The way we build homes is changing. Around the world, builders, homeowners, and investors are embracing prefab and modular construction not as a trend, but as the foundation of a smarter, faster, and more sustainable housing future.

Prefab housing has evolved far beyond the simple mobile homes of the past. Today's modular designs are architecturally stunning, energy-efficient, and built with precision in controlled environments. The result? Lower waste, shorter timelines, and higher quality all at a fraction of traditional construction costs.

At Prefab Solutions, we believe prefab is not just a construction method it's about rethinking how homes are designed, delivered, and lived in. It's about empowering homeowners with choice, giving builders smarter tools, and enabling investors to back a more efficient housing ecosystem.



Everything you need to know before stepping into the prefab revolution

STEP 1: UNDERSTAND THE PREFAB LANDSCAPE

LEARN THE KEY DIFFERENCES BETWEEN MODULAR, PANELIZED, AND MANUFACTURED HOMES. KNOWING THE TYPE YOU'RE INTERESTED IN HELPS NARROW DOWN BUILDERS AND ZONING OPTIONS.

STEP 2: DEFINE YOUR GOALS

ARE YOU DOWNSIZING, CREATING AN ADU, OR BUILDING A FULL FAMILY HOME? PREFAB SOLUTIONS EXIST FOR EVERY BUDGET AND LIFESTYLE.

STEP 3: RESEARCH BUILDERS AND MODELS

LOOK FOR TRANSPARENT PRICING, WARRANTY DETAILS, AND COMPLETED PROJECT EXAMPLES.

STEP 4: CHECK LOCAL REGULATIONS

ZONING AND PERMIT REQUIREMENTS CAN VARY DRAMATICALLY BETWEEN MUNICIPALITIES. DO THIS EARLY.

STEP 5: BUDGET BEYOND THE BOX

INCLUDE LAND, SITE PREP, FOUNDATION, TRANSPORTATION, AND ASSEMBLY IN YOUR ESTIMATE.

STEP 6: PLAN FOR DELIVERY & ASSEMBLY

DELIVERY LOGISTICS CAN BE COMPLEX — ENSURE CLEAR ACCESS FOR CRANES AND TRUCKS.

STEP 7: MAINTENANCE & AFTERCARE

PREFAB HOMES SETTLE DIFFERENTLY THAN STICK-BUILT HOMES. CREATE A ROUTINE INSPECTION PLAN.

PRO TIP: PREFAB SOLUTIONS SIMPLIFY ALL OF THIS — FROM LAND ANALYSIS TO LONG-TERM MAINTENANCE.



A complete guide for Canadians building smarter, greener, and faster

STEP 1: UNDERSTAND CANADIAN STANDARDS

FAMILIARIZE YOURSELF WITH CSA A277 AND Z240MH CERTIFICATIONS — REQUIRED FOR MOST MODULAR AND MANUFACTURED UNITS.

STEP 2: CHECK ZONING BYLAWS

MUNICIPAL RULES DIFFER BETWEEN PROVINCES. CONFIRM WHETHER PREFAB OR MODULAR HOMES ARE PERMITTED ON YOUR DESIRED LAND.

STEP 3: EXPLORE INCENTIVES

PROGRAMS LIKE CMHC GREEN HOME AND THE CANADA GREENER HOMES LOAN CAN SIGNIFICANTLY OFFSET COSTS.

STEP 4: CHOOSE A FOUNDATION FIT FOR WINTER

ALL-SEASON CONSTRUCTION REQUIRES FROST-PROTECTED SLABS OR PILINGS IN NORTHERN ZONES.

STEP 5: SECURE FINANCING

SOME LENDERS ONLY WORK WITH CERTIFIED MODULAR BUILDERS. SHOP AROUND FOR PREFAB-FRIENDLY FINANCING.


STEP 6: PLAN DELIVERY LOGISTICS

RURAL DELIVERY IN WINTER? YOU'LL NEED WEATHERPROOF SCHEDULING AND LOCAL CRANE OPERATORS.

STEP 7: WARRANTY REGISTRATION

REGISTER WITH YOUR PROVINCIAL WARRANTY PROVIDER TO PROTECT YOUR INVESTMENT.

PRO TIP: LOOKING TO STREAMLINE YOUR CANADIAN PREFAB PROJECT? TRY PREFABIQ, A DIGITAL PLATFORM CONNECTING BUILDERS, LENDERS, AND HOMEOWNERS NATIONWIDE.



Your step-by-step roadmap from dream to delivery

STEP 1: CLARIFY YOUR VISION

DECIDE IF THIS WILL BE YOUR PRIMARY RESIDENCE, SECONDARY HOME, OR RENTAL PROPERTY.

STEP 2: CREATE AN ALL-IN BUDGET

INCLUDE PERMITS, DELIVERY, AND UTILITY CONNECTIONS.

STEP 3: CHOOSE THE RIGHT BUILDER

REQUEST TRANSPARENT PRICING, TIMELINES, AND MODEL FLEXIBILITY.

STEP 4: ASSESS THE LAND

CONFIRM ZONING, ACCESS ROADS, AND SOIL STABILITY.

STEP 5: ARRANGE FINANCING

USE A LENDER FAMILIAR WITH MODULAR CONSTRUCTION MILESTONES.

STEP 6: PLAN THE DELIVERY

COORDINATE WITH YOUR CONTRACTOR FOR CRANE AND TRANSPORT ACCESS.

STEP 7: PLAN FOR AFTERCARE

SIGN UP FOR PREFAB-SPECIFIC MAINTENANCE OR INSPECTION SUBSCRIPTIONS.

PRO TIP: DOWNLOAD YOUR PERSONALIZED PREFAB START CHECKLIST INSIDE PREFABIQ TO TRACK EVERY STEP.



Test-drive the prefab lifestyle before you commit

STEP 1: FIND RENTALS

SEARCH AIRBNB, CO-LIVING COMMUNITIES, OR PREFAB SHOWCASE HOMES.

STEP 2: OBSERVE DAILY COMFORT

CHECK SPACE FLOW, INSULATION, AND NATURAL LIGHTING.

STEP 3: EVALUATE SMART FEATURES

TRY INTEGRATED LIGHTING, THERMOSTATS, AND SECURITY SYSTEMS.

STEP 4: COMPARE COSTS

WEIGH RENT VS. POTENTIAL OWNERSHIP AND ENERGY SAVINGS.

STEP 5: ASK QUESTIONS

LEARN FROM OWNERS — WHAT DO THEY LOVE, WHAT WOULD THEY CHANGE?

PRO TIP: JOIN [PREFAB COLLECTIVE'S](#) COMMUNITY HUB TO FIND PREFAB RENTAL NETWORKS AND UPCOMING DEMO HOMES NEAR YOU.



Efficiency meets innovation — elevate your prefab operations

STEP 1: CONFIRM CERTIFICATIONS

CSA, HUD, ISO — COMPLIANCE BUILDS CREDIBILITY AND ACCESS TO FINANCING.

STEP 2: DIGITIZE OPERATIONS

ADOPT SOFTWARE TO COORDINATE LOGISTICS, SCHEDULING, AND CLIENT COMMUNICATION.

STEP 3: BUILD LOCAL PARTNERSHIPS

RELIABLE SITE PREP AND ASSEMBLY PARTNERS ARE KEY TO TIMELY DELIVERY.

STEP 4: OFFER CLIENT TRANSPARENCY

PROVIDE LIVE PROJECT TRACKING VIA DIGITAL DASHBOARDS.

STEP 5: CREATE AFTERCARE SOLUTIONS

INTRODUCE POST-SALE MAINTENANCE OR MONITORING SERVICES.

PRO TIP: PREFABIQ HELPS BUILDERS SCALE SMARTER — FROM PLANNING TO POST-INSTALL CARE.



Understanding prefab risk for modern underwriting

STEP 1: UNDERSTAND MODULAR CLASSIFICATIONS

COVERAGE NEEDS DIFFER BETWEEN MODULAR, PANELIZED, AND MANUFACTURED HOMES.

STEP 2: INCLUDE TRANSIT & INSTALLATION COVERAGE

PROTECT THE STRUCTURE DURING TRANSPORT AND ASSEMBLY.


STEP 3: LEVERAGE DATA

USE INSPECTION REPORTS AND SMART-HOME MONITORING FOR RISK ASSESSMENT.

STEP 4: BUNDLE BUILDER + HOMEOWNER POLICIES

INTEGRATED PRODUCTS REDUCE COVERAGE GAPS.

PRO TIP: PREFABIQ PARTNERS WITH INSURERS TO PROVIDE VERIFIED DELIVERY AND INSPECTION DATA FOR SMARTER UNDERWRITING.



Funding the future of prefab housing

STEP 1: UNDERSTAND BUILD TIMELINES

FACTORY BUILDS HAVE SHORTER CYCLES, ADJUST FINANCING DRAW SCHEDULES ACCORDINGLY.

STEP 2: VET BUILDERS

LOOK FOR CSA-CERTIFIED FACTORIES WITH CONSISTENT QUALITY METRICS.

STEP 3: ASSESS MARKET DEMAND

ADUS, CO-LIVING SPACES, AND TINY HOME COMMUNITIES ARE TRENDING.


STEP 4: EXPLORE SAAS ENABLEMENT

PLATFORMS LIKE PREFABIQ PROVIDE DATA TRANSPARENCY FOR INVESTORS AND LENDERS ALIKE.

STEP 5: PROMOTE SUSTAINABLE FINANCE

OFFER GREEN OR ESG-ALIGNED LOAN PRODUCTS FOR PREFAB PROJECTS.

PRO TIP: INVEST IN THE FUTURE OF HOUSING. PARTNER WITH PREFABIQ TO STREAMLINE PREFAB PROJECT FINANCING AND RISK ASSESSMENT.



This Ultimate Prefab Handbook was created to help everyone, from first-time homebuyers to developers and lenders navigate this exciting world with clarity and confidence. Inside, you'll find specialized checklists, insights, and practical advice tailored for each audience in the prefab value chain, including:

- Homeowners & Renters: How to start your prefab journey, from dream to doorstep.
- Builders & Contractors: Best practices for seamless project delivery.
- Investors & Financiers: How prefab creates new opportunities in housing innovation.
- Insurers & Service Providers: How to adapt to modular housing's unique risks and data-driven operations.
- Canadian & U.S. Markets: Specific regulatory, financing, and delivery insights for your region.

Each checklist is designed to simplify complex steps, highlight key decision points, and help you turn knowledge into action. Whether you're buying, building, renting, or investing, this guide gives you a clear path forward and a vision of how prefab living can redefine modern life.

This handbook was developed in partnership with PrefabIQ, a future-facing software platform built to power the prefab housing lifecycle from land analysis and project management to community living and aftercare. Together, we're building the systems that make prefab living simpler, smarter, and more connected for everyone.



**WE OFFER FREE
CONSULTATION
TO START YOUR
PREFAB JOURNEY**

www.prefabsolutions.ca