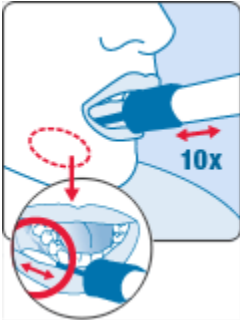
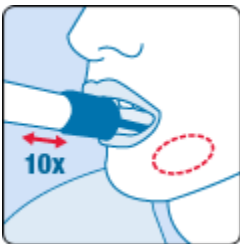


OraCollect Instructions



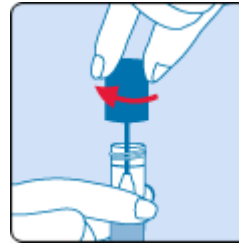
1. Open package and remove collector without touching sponge tip. Place sponge in between cheek and gums as indicated in the image. Gently rub swab along gums in a back and forth motion for 2 minutes. Avoid rubbing the teeth.



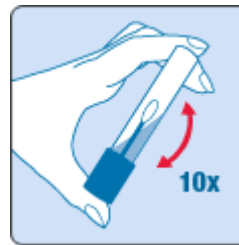
2. Gently repeat rubbing motion on the opposite side of the mouth along the lower gums for an additional 1 minute.



3. Hold the tube upright to prevent the liquid inside the tube from spilling. Unscrew the blue cap from the collection tube without touching the sponge.



4. Turn the cap upside down, insert the sponge into the tube and close cap tightly.



5. Invert the capped tube and invert 10 times.

6. Label the tube with ANY TWO of the following patient identifiers:

- Patient's full name
- Date of birth
- Medical record number

7. Place the buccal swab tube into the biohazard bag with the absorbent sheet, and seal.

8. Place the biohazard bag into the Genesys Diagnostics test kit along with the patient requisition and call 860-574-9172 for a pickup.

Shipping Requirements: 2day shipping in the Genesys Diagnostics Inc. shipping container within 24 hours of buccal collection. Ship the specimen at room temperature (18-30°C or 65-86°F). No refrigeration is necessary.

Use sterile technique for specimen collection and close all containers tightly. DO NOT FREEZE OR ADD FIXATIVE TO ANY SAMPLE. Each specimen must be clearly labeled with at least two patient identifiers (patient's name and date of birth), along with the collection date. Secure each specimen container tightly to avoid leakage in transit.

Complete the test requisition with the patient's demographics and insurance information. There is a secondary pouch in the biohazard bag for the test requisition. The clinical indication is required for appropriate cell culture parameters.

Place the specimen in the absorbent material inside the enclosed biohazard bag. Then place the biohazard bag into the insulated specimen box labeled "Biohazardous Material" "Exempt Human Specimen". Please package the specimen carefully to protect it from breakage, leakage, and extreme temperatures. Place the specimen box inside the enclosed Clinical Pak (lab shipping bag) and seal.

Attach the pre-labeled and prepaid shipping. A two-hour notice may be required for same-day pick-up. Delivery address: 8 Enterprise Lane, Oakdale, CT 06370. Contact Laboratory for additional shipping materials, to schedule a pickup, further instructions or any questions: (860) 574-9172.