

LESSON 6 CONTINUED

ORAL QUESTIONS TEACHER'S GUIDE

ACTIVITY 3: Read this paragraph. Divide into groups of two or three.
Ask each other the questions.
Try to answer, then look at the answers in the box.

David is a student. He studies English.
His friend Susan is a student.
She studies English too.

1. Is David a teacher?
2. What does he study?
3. Who is David's friend?
4. Is she a student?
5. What does she study?


- | | |
|----|---|
| 1. | No, David isn't a teacher. |
| 2. | David is a student. He studies English. |
| 3. | Susan is David's friend. |
| 4. | Yes, she is a student. |
| 5. | She studies English. |

EXERCISE 5 – WORKBOOK PAGE 10

INFORMAL INTRODUCTIONS

Self-introductions

They meet for the first time.



**ACTIVITY 4 – SEE
INSTRUCTIONS IN STUDENT
READER PAGE 9**

BOYS

BRUCE	TOM
PETER	ROBERT
DAVID	MARK
BILL	JOHN
ANDREW	TOM

GIRLS

KATE	SUSAN
NANCY	MARY
MARGARET	HELEN
CAROL	CAROL
SARAH	MARIA

LESSON 6 CONTINUED

NEW VERB - TO COME

singular

I come
you come
he comes
she comes
it comes

plural

we come
you come
they come

ACTIVITY 5:

ROLE-PLAY

Divide into groups of five.

Listen to the dialogue and role-play it three or four times changing roles.

- Tom:** I want to buy a new jacket.
Do you want to come?
- Carol:** Okay, I want to buy a T-shirt.
- Narrator:** They walk to town.
Tom meets a friend.
- Tom:** Hello Bruce.
- Bruce:** Hi Tom. This is Margaret.
- Tom:** Nice to meet you, Margaret.
- Carol:** Hello, I'm Carol.
- Bruce and Margaret:** Hi, nice to meet you.
- Carol:** How about a cup of coffee?
- Bruce and Margaret:** Great! The Sunshine Restaurant is good.



jacket



MODULE 1

LESSON 7

VOCABULARY

sometimes
fine
go (to)
good bye

lady
learn (to)
from
son

how
tea
please (to)
daughter

family
history
formal

VOCABULARY:

one - window
five - jacket
nine - house
box (boxes)

two - shoe
six - tie
ten - cat

three - blouse
seven - hat
eleven - cup of tea

four - bird
eight - door
twelve - T-shirt

ACTIVITY 1:








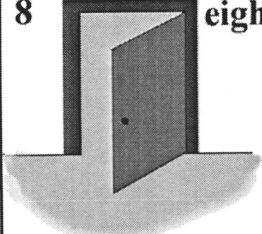




Look at the pictures.

Ask your friends:

"What is it?"

Your friend answers:

"It is a ____".

1  one	2  two	3  three	4  four
5  five	6  six	7  seven	8  eight
9  nine	10  ten	11  eleven	12  twelve

LESSON 7 CONTINUED

LET US INTRODUCE THE CARTER FAMILY:

Listen to your teacher read the paragraph below.
Then read it orally several times.




Craig and Jessica Carter are the father and mother.
Raymond Carter is their son and Ruth Carter is their daughter.
Their dog is Toto.

EXERCISES 1 AND 2 – WORKWORK PAGE 11

ACTIVITY 2:

Role-play the dialogue with your teacher.
Then role-play it with a partner
and change roles.

Narrator: Raymond is in town. He meets his friend George.
Raymond: Hi George. How are you?
George: I'm fine.
Raymond: How is your friend Jennifer?
George: She's fine. She's learning English at English School.
Raymond: Does she have brothers?
George: She has two brothers. They're learning English, too.
Raymond: Does she have a sister?
George: She doesn't have a sister.
Raymond: Good-bye, George. Have a good day.
George: Good-bye Raymond.



EXERCISE 3 – WORKWORK PAGE 11

EXERCISES 4 AND 5 - WORKWORK PAGE 12

ORAL QUESTIONS TEACHER'S GUIDE

LESSON 7 CONTINUED

IDIOM:


How do you do?

This is always used in formal introductions.

FORMAL INTRODUCTIONS

ACTIVITY 3:

**A lady is introducing Mary and John.
They are meeting for the first time.**



ACTIVITY 4: The students are to take a name from the list below.
Divide into groups of three. One student introduces the other two.
Change roles.

BOYS

BRUCE	DANIEL
PETER	ROBERT
DAVID	MARK
BILL	JOHN
ANDREW	TOM
GEORGE	

GIRLS

KATE	SUSAN
NANCY	MARY
MARGARET	HELEN
RITA	CAROL
SARAH	MARIA
JENNIFER	

EXERCISES 6 AND 7 - WORKWORK PAGE 13
ACTIVITY 5 - GUIDE PAGE 40

MODULE 1 LESSON 8 REVIEW

VOCABULARY: live (to) people pen

ORAL QUESTIONS TEACHER'S GUIDE

EXERCISE 1 – WORKBOOK PAGE 14

ACTIVITY 1:

WHOLE CLASS ACTIVITY.

Divide into two groups.

Ask each other the question and answer in sentences.

1. Are you an English student?
2. Is this your book?
3. Does your house have a window?
4. Do you have a daughter?
5. What is your first name?
6. Does your mother have a dog?
7. Do you study English?



8. What is your surname?
9. Do you have a friend?
10. Are you in your house?
11. Does your father have a son?
12. What is your friend's name?
13. Does your father have a tie?
14. What is your last name?

EXERCISE 2 – WORKBOOK PAGE 15

ACTIVITY 2: Divide into small groups. Ask these questions then look at the answers.

1. Does your friend study English?
2. Does your mother live in Paris?
3. Do you live in Paris?
4. Is Paris in France?
5. Do you walk to English class?
6. Do you have four people in your family?
7. Is Mary a boy's name?
8. Is Tom a girl's name?

1. Yes, my friend studies English.
No, my friend doesn't study English.
2. Yes, my mother lives in Paris.
No, my mother doesn't live in Paris.
3. Yes, I live in Paris.
No, I don't live in Paris.
4. Yes, Paris is in France.
5. Yes, I walk to English class.
No, I don't walk to English class.
6. Yes, I have four people in my family.
No, I don't have four people in my family.
I have _____ people in my family.
7. No, Mary isn't a boy's name.
8. No, Tom isn't a girl's name.

ACTIVITY 3:

FIND A PARTNER

ASK YOUR PARTNER

ANSWER IN SENTENCES:

EXAMPLE: Do you have a dog?

Yes, I have a dog.

No, I don't have a dog.

1. Do you have five sisters?
2. Do you have a son?
3. Do you meet your friend in town?
4. Do you have three brothers?
5. Do you like hamburgers?
6. Do you study French?

7. Do you eat pizza?
8. Do you have a hat?
9. Do you walk in town?
10. Do you live in a town?
11. Do you live in Canada?
12. Do you have a daughter?

MODULE 1 LESSON 9

VOCABULARY:	coffee	say (to)	from
where	possessives	grandfather	Mr. / Mrs. / Ms.
grandmother	wife	husband	language
grandparent	negative	sit down (to)	need (to)
shake (to)	hand	town	

NEGATIVE CONTRACTIONS

Contractions are a short way of speaking and writing.
The apostrophe (') shows where the letters are omitted.

Singular

to have

Plural

I have I don't have
you have you don't have
he has he doesn't have
she has she doesn't have
it has it it doesn't have

we have we don't have
you have you don't have
they have they don't have

ACTIVITY 1: The students are to point to another student as they ask these questions.
Divide into small groups. Ask and answer these questions, then look at the answers.

1. Does he have a cat? (no)
2. Do they have hats? (no)
3. Does she have a cup? (no)
4. Do they have a bird? (no)
5. Does he have a cup of tea? (no)
6. Do they have a hamburger? (no)
7. Does she have a glass of juice? (no)
8. Do we have a chicken? (no)
9. Do I have a picture of your town? (no)



1. No, he doesn't have a cat.
 2. No, they don't have hats.
 3. No, she doesn't have a cup.
 4. No, they don't have a bird.
 5. No, he doesn't have a cup of tea.
 6. No, they don't have a hamburger.
 7. No, she doesn't have a glass of juice.
 8. No, we don't have a chicken.
 9. No, I don't have a picture of your town.

EXERCISE 1 – WORKBOOK PAGE 16

EXERCISE 2 - WORKBOOK PAGE 16

ORAL QUESTIONS

TEACHER'S GUIDE