


## MODULE 1

## LESSON 5



|                    |       |              |            |            |
|--------------------|-------|--------------|------------|------------|
| <b>VOCABULARY:</b> | apple | meet (to)    | mango      | man        |
| noun               | pasta | nice         | sit (to)   | pen        |
| whose              | six   | mistake      | eat (to)   | chicken    |
| pronoun            | verb  | correct (to) | bring (to) | write (to) |
| make (to)          |       |              |            |            |

### ACTIVITY 1:

Listen to your teacher read the paragraph below then read it in unison.

Now each student is to read one sentence orally

Carol, Tom, Peter and Sarah are friends.

They order something in a restaurant.

Carol orders pasta.

Tom doesn't like pasta. He orders a hamburger.

Carol doesn't like apple juice.

Sarah doesn't like hamburgers. She orders chicken.

Peter orders pizza.

They all order mango juice.

### EXERCISE 1 – WORKBOOK PAGE 7

## ORAL QUESTIONS

## TEACHER'S GUIDE

## LESSON 5 CONTINUED

**ACTIVITY 2:** Divide into five groups to role-play the dialogue. Change roles several times.

**NARRATOR:** Four friends are in a restaurant.  
The waiter makes mistakes.  
The friends correct his mistakes.

**Carol:** Tom, is this your hamburger?

**Tom:** Yes, thanks, Carol.

**Peter:** Whose chicken is this?


**Sarah:** It's my chicken. Thanks Peter.

**Tom:** Whose pasta is this?

**Carol:** It's mine. I like pasta.

**Sarah:** Whose pizza is this?

**Peter:** It's mine. I like pizza.



### EXERCISE 2: - WORKBOOK PAGE 7

#### VERBS

These are regular verbs.

singular  
**to bring** – I bring  
you bring  
**he brings**  
**she brings**  
**it brings**

plural  
we bring  
you bring  
they bring

singular  
**to meet** – I meet  
you meet  
**he meets**  
**she meets**  
**it meets**

plural  
we meet  
you meet  
they meet

**to make** – I make  
you make  
**he makes**  
**she makes**  
**it makes**

we make  
you make  
they make

**to eat** – I eat  
you eat  
**he eats**  
**she eats**  
**it eats**

we eat  
you eat  
they eat

**ACTIVITY 3:** Divide into groups of 3 or 4.

Ask these questions and answer in sentences:


1. Do you eat hamburgers?
2. Does **he/she** eat hamburgers?
3. Do you bring a dog to class?
4. Does **he/she** bring a dog to class?
5. Do you meet your brother?
6. Does **he/she** meet her brother?
7. Do you make hamburgers?
8. Does **he/she** make pasta?

1. Yes, I eat hamburgers.  
No, I don't eat hamburgers.
2. Yes, he/she eats hamburgers.  
No, he/she doesn't eat...
3. No, I don't bring a dog to class.
4. No, he/she doesn't bring a dog to class.
5. Yes, I meet my brother.  
No, I don't meet my brother.
6. Yes, he/she meets her brother.  
No, he/she doesn't meet...
7. Yes, I make hamburgers.  
No, I don't make hamburgers.
8. Yes, he/she makes pasta.


# LESSON 5 CONTINUED

## INFORMAL INTRODUCTIONS

A lady is introducing Raymond and Mary.



OR



### ACTIVITY 4:

Give the students a name from the list below and divide them into groups of three. One student is to introduce the other two. Then they should change roles. Encourage them to move about the room introducing others in the class.

#### BOYS

|        |         |
|--------|---------|
| BRUCE  | DANIEL  |
| PETER  | ROBERT  |
| DAVID  | MARK    |
| BILL   | JOHN    |
| ANDREW | TOM     |
| LUKE   | RAYMOND |

#### GIRLS

|          |       |
|----------|-------|
| KATE     | SUSAN |
| NANCY    | MARY  |
| MARGARET | HELEN |
| RITA     | CAROL |
| SARAH    | MARIA |
| ROSE     | RUTH  |

EXERCISES 3 AND 4: - WORKBOOK PAGE 8

## MODULE 1      LESSON 6

| VOCABULARY: |               |            |          |
|-------------|---------------|------------|----------|
| last        | full          | t-shirt    | girl     |
| surname     | city          | town       | buy (to) |
| middle      | how about...? | first      | picture  |
| number      | come (to)     | study (to) | time     |
|             |               | new        | great    |

### EXERCISE 1 – WORKBOOK PAGE 9

**Negative contractions of the verb “to be”.**

|                |                          |                 |                            |
|----------------|--------------------------|-----------------|----------------------------|
| <b>I am</b>    | I am not = I'm not       | <b>we are</b>   | we are not = we're not     |
| <b>you are</b> | you are not = you're not | <b>you are</b>  | you are not = you're not   |
| <b>he is</b>   | he is not = he's not     | <b>they are</b> | they are not = they're not |
| <b>she is</b>  | she is not = she's not   |                 |                            |
| <b>it is</b>   | it is not = it's not     |                 |                            |

### ACTIVITY 1:

### WHOLE CLASS ACTIVITY

**Answer these questions orally using negative contractions of “to be”.**

- |                                  |                           |
|----------------------------------|---------------------------|
| 1. Are you in a restaurant? (no) | 4. Are they waiters? (no) |
| 2. Is she an American? (no)      | 5. Are we in Russia? (no) |
| 3. Is he English? (no)           | 6. Is he in town? (no)    |

### EXERCISES 2 AND 3 – WORKBOOK PAGE 9

### ACTIVITY 2:

**Read this paragraph orally.**

**Divide into groups of three or four.**

**Ask each other the questions.**

**Try to answer, then look at the answers in the box.**

Emily's name is Emily Jane Prescott.

Her first name is Emily.

Her middle name is Jane and her last name (surname) is Prescott.

Her full name is Emily Jane Prescott.

1. Is Emily a girl?
2. What is her first name?
3. What is her middle name?
4. What is her last name?
5. Is her surname “Prescott”?
6. What is her full name?

|                          |                             |                             |                               |                                  |  |
|--------------------------|-----------------------------|-----------------------------|-------------------------------|----------------------------------|--|
| 1. Yes, Emily is a girl. | 2. Her first name is Emily. | 3. Her middle name is Jane. | 4. Her last name is Prescott. | 5. Yes, her surname is Prescott. | 6. Her full name is Emily Jane Prescott. |
|--------------------------|-----------------------------|-----------------------------|-------------------------------|----------------------------------|--|

### EXERCISE 4 – WORKBOOK PAGE 10