



JF2 Academy

CONFIDENTIAL · 2026

INVEST IN THE FUTURE OF PADEL

JF2 Academy · The premium padel academy in the United States

5x base multiple · 38% IRR · Payback in 24-36 months

Fernando Fermosell · CEO & Founder | Jaime Fermosell · Sports Director · US Open Padel Champion 2025 · Former #1 USA

linktr.ee/jf2academy

The opportunity in 60 seconds

Exploding market · LA 2028 Olympics · Elite human capital.

\$5B

U.S. racquet sports TAM

LA 2028

Padel Olympic exhibition ·
Brisbane 2032 official

\$3.4M

Year 3 revenue / \$3M EBITDA
projected

24-36mo

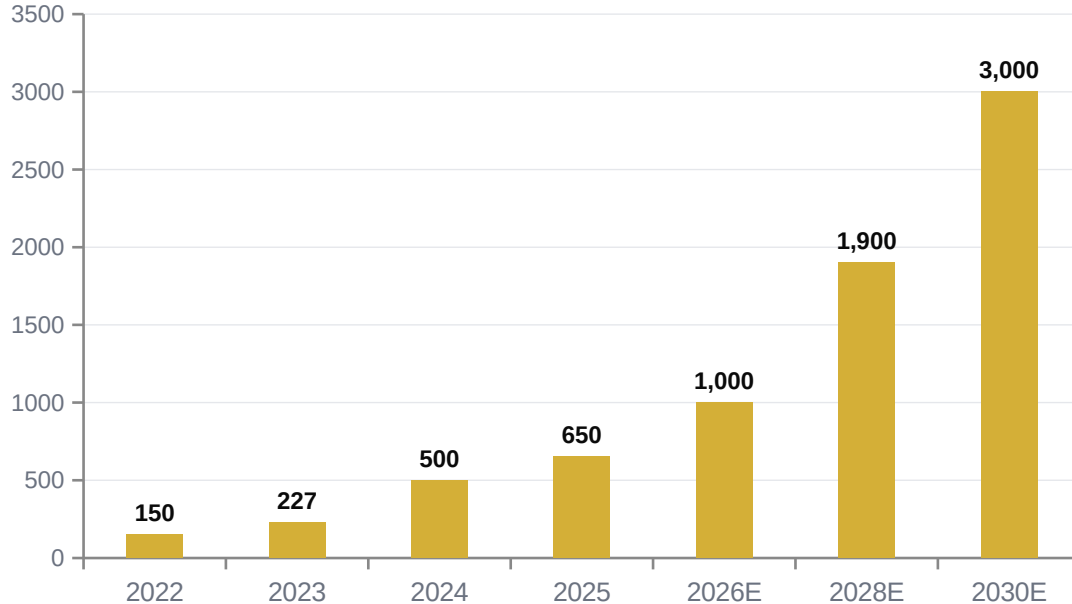
Payback horizon on invested
capital

Padel grows at 25% CAGR in the Americas. Within this macro trend: an unexploited micro-opportunity — the Los Angeles university and corporate ecosystem, right before the LA 2028 Olympic moment.

The padel tsunami

The U.S. is the fastest-growing padel market in the world — and still in phase one.

Padel courts in the United States



30M+

active players worldwide

350+

new courts in the U.S. in 2024 alone

80%

average occupancy in premium facilities

4 : 1

ROI per sqm vs. traditional tennis

Why the U.S. now — a unique window

LA 2028 Olympics + university boom + institutional capital entering.



LA 2028 Olympics

Padel as exhibition sport in LA 2028 · official in Brisbane 2032. Unique momentum.



U.S. university boom

USPA backs collegiate padel. Universities creating teams. UCLA, USC, Stanford on radar.



Premium pricing

\$50–100/h in USA vs. \$20–30/h in Europe.
Structurally higher margins.



Institutional capital

Pro Padel League \$15M Series A. Family offices and PE funds entering 2025–2026.

Why JF2 Academy

Business CEO + world-class athletic pedigree. HQs in Miami and Los Angeles.



Fernando Fermosell · CEO & Founder

Business and operational leadership. Vision, strategy and growth. Builds the company.



Jaime Fermosell · Sports Director

US Open Padel Champion 2025 · Former Top 60 FIP · Former #1 USA 2025 (Red Padel). Sporting credibility.



HQs in Miami & Los Angeles

The two epicenters of padel in the U.S. Proven demand and premium demographics.








Proven playbook

We replicate successful European academies (Madrid, Marbella) adapted to the U.S.

Business model - 5 customer profiles

Audience diversification — from individuals to corporate and academic.



-  **35%** **Individuals & Juniors**
Adults, kids and families. Amateur programs, schools and clinics.
-  **15%** **High-performance & Elite**
Pro academy, competitive players and professional development.
-  **20%** **Corporate & B2B**
Team building, B2B events and employee programs.
-  **10%** **Academic institutions**
Universities, high schools and educational partnerships.
-  **20%** **Memberships, tournaments, retail**
Recurring fees, events, pro shop and F&B.

The 4 Holistic Pillars

What makes us unique — more than a club, an EdTech / SportsTech methodology.

TECHNICAL

Elite onboarding + advanced biomechanical mastery

TACTICAL

AI-driven predictive analytics + match intelligence

PHYSICAL

Sports physiology, injury prevention, nutrition

MENTAL

Padel-Mind Management · emotional regulation under pressure

Inspired by elite European academy methodology — adapted to the U.S. corporate and collegiate ecosystem.

Comparables that validate the thesis

Capital is confirming what we already see on the court.

Company	Business	Recent milestone	Takeaway
Pro Padel League	Pro padel league USA	\$15M Series A (Mar 2026)	Institutional validation
Conquer Padel	U.S. club chain	Active round	Multi-location playbook
Padel Spot	Premium club NYC	Tickets from \$50K	Targets similar to JF2
Reserve with Rex	Industry tech	80%+ peak utilization	Demand validated

The investment opportunity

\$1M target round · human capital, technology and LA 2028 Olympic momentum.

FROM

\$10K

Entry ticket

5x

Base multiple · 5 years

38% IRR · 8x upside optimistic case

1

Tickets from \$10,000

Real access to the deal — not just for funds.

2

5x base · 8x upside multiple

Cash multiple on invested capital over 5 years.

3

Peak return at Year 3

\$3.4M revenue / \$3M EBITDA projected by Year 3.

4

Dual exit pathway

Dividends from Y3 + 6x-10x EBITDA valuation = EV \$18M-\$30M.

Investment tiers

From entry ticket to lead investor — perks scale with commitment.

STARTER	FOUNDER	PARTNER	PREMIUM	ELITE	PATRON	LEAD
\$10,000	\$50,000	\$100,000	\$150,000	\$200,000	\$250,000	\$500,000+
Deal access, quarterly reporting	+ access to private events	+ annual clinic with Jaime Ferosell	+ lifetime full membership (limited)	+ VIP yearly tournament invite	+ advisory board seat	+ naming rights on a court or program

USD figures · First-come, first-served closing · LEAD tier requires extended DD

Returns by tier - base scenario

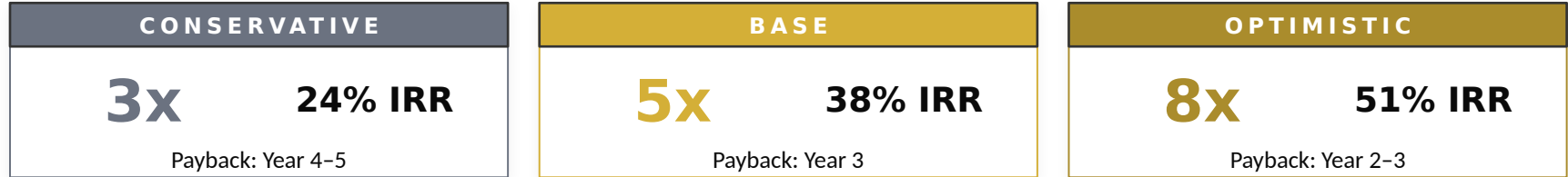
On a \$1M round. Pro-rata equity + dividends from Y3. Base 5x at 5 years (38% IRR).

Tier	Annual cash Y3-Y5	5-yr cash	Equity value Y5	Total return	Multiple
\$10,000	\$2,000	\$15,000	\$35,000	\$50,000	5.0x
\$50,000	\$10,000	\$75,000	\$175,000	\$250,000	5.0x
\$100,000	\$20,000	\$150,000	\$350,000	\$500,000	5.0x
\$150,000	\$30,000	\$225,000	\$525,000	\$750,000	5.0x
\$200,000	\$40,000	\$300,000	\$700,000	\$1,000,000	5.0x
\$250,000	\$50,000	\$375,000	\$875,000	\$1,250,000	5.0x
\$500,000	\$100,000	\$750,000	\$1,750,000	\$2,500,000	5.0x

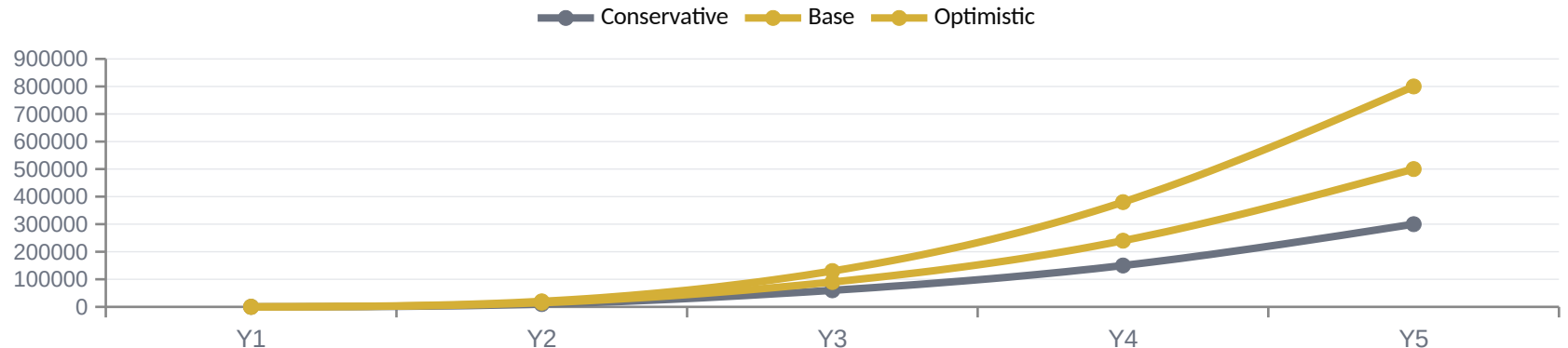
Model: Y1 deployment (\$300K rev). Y2 ramp (\$2.1M rev / \$1.3M NP). Y3 explosion (\$3.4M rev / \$3M EBITDA / \$2.4M NP). EV Y3: \$18-30M (6x-10x EBITDA).

Three scenarios · 5-year return

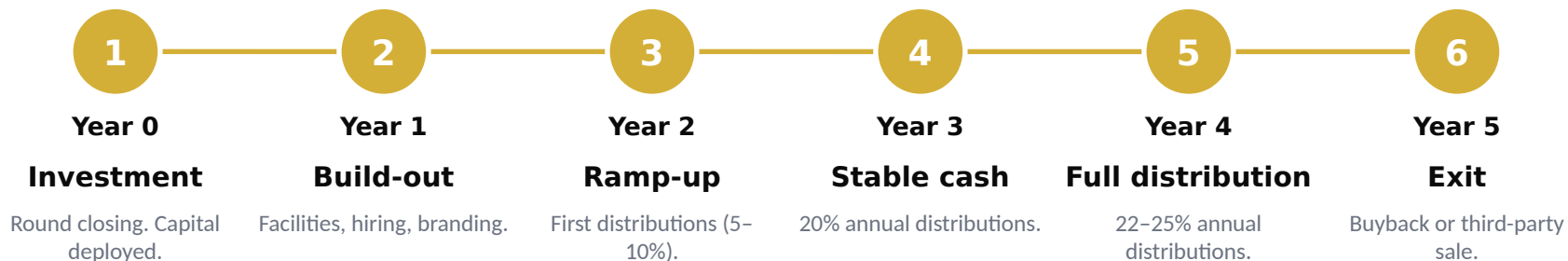
Realistic modeling — based on internal projections and U.S. comparables.



Cumulative return per scenario (on \$100K invested)



Path to payback & exit strategy



3 exit paths

Recurring dividends

Annual cash from Year 3 — no need to wait for exit.

Equity buyback

JF2 can buy back your stake at the agreed multiple.


Third-party sale

Trade sale to a strategic operator or PE fund in Y5–Y7.


Risk mitigation & use of funds

Use of funds


Human capital & technology **40%**




Marketing & acquisition **35%**



Equipment **15%**



Working capital **10%**



How we mitigate risk



Operator with track record

Athletic and operational team with proven experience.



5 customer profiles

Audience diversification — individuals, elite, B2B, academic.



Dual location

Bases in Miami and Los Angeles reduce geographic risk.



Low leverage

Conservative financial structure.

Reserve your seat



JF2 Academy

Allocations are limited — round is set to close in the coming weeks.

NEXT STEPS

1

Initial meeting

We answer questions and review your profile.

2

Term sheet

You receive the terms for your tier.

3

Due diligence

Full data room access.

4

Closing

You sign, transfer and join the cap table.

Fernando Fermosell · CEO & Founder · info@jf2academy.com

All our links · linktr.ee/jf2academy

Confidential document — for the recipient's use only.