



MHOS Newsletter

MHOS is an Affiliated Organization of the American Orchid Society

June 2024

Meetings

The Mid-Hudson Orchid Society meets the 2nd Sunday of each month at 1:30 pm at the Union Presbyterian Church, 44 Balmville Road (corner of Balmville Road and Beech Street) in Newburgh, NY 12550.

MHOS 2024 Officers

Brenda L. Decker, President
President@MHOrchidSociety.com

Andrew Sinno,
Vice President
VicePresident@MHOrchidSociety.com

Debbie Wilson, Secretary
Secretary@MHOrchidSociety.com

Dennis Sandberg, Treasurer
Treasurer@MHOrchidSociety.com

Joe Ingenito,
Membership Chair
Members@MHOrchidSociety.com

Ruth Nattras,
Librarian
AOS Representative

mhorchidsociety.com



Find us on
Facebook

Please like us [Mid-Hudson Orchid Society](https://www.facebook.com/Mid-Hudson-Orchid-Society/)

Presidents' Message

Hi Gang,

Our Spring Show in April was a huge success! Thank you to all the society members who helped make the show our best yet. More good news is that Susan Hall is filling the open position of Membership Chair. Thank you Susan! Sunday, June 9th is our next meeting. Check out the Speaker Corner page to read up on our guest speaker. Dennis will have a really nice assortment of Orchids for sale. We will also have the details and sign up for our July picnic hosted by Barry Friedman.

Brenda L. Decker
MHOS President



MHOS Newsletter

Look My Orchid Bloomed!




Dendrobium
QF Mauka



Masdevallia



Dendrobium Nobile
Gem Midnight




Paphiopedilum
barbarism v nigratum


-----Pat Kent-----




Phalaenopsis NOID



Phalaenopsis NOID



Phalaenopsis NOID



Milt. Bertha Baker
Florentine x Cindy Kane
'Waterfall'

-----Deb Wilson-----

-----Pat MacGregor-----



Sarco. Kulnura Dazzel
'Purple Blotch x Sarco.
Sweetheart 'Speckles



Bc. Maikai x
C. deckeri



Mps. Edie Brown
'NYC'



Maxillaria tenuifolia
'Yamada'

-----Brenda Decker-----




Wilhelmaria Pinot
'Princess 'Scary'



Phalaenopsis NOID



Chinese Ground Orchids



Alice B. DuPont
'Waldor'

-----Susan Hall-----

---Ruth Nattras---




Guarechea Miva
Etoile Noire



Zygonisia Cynosure

-----Judith Boggess-----



LC fire dance
'Patricia'



Alice B. DuPont
'Waldor'


---Ruth Nattras---



Restrepia chacoensis



Coelogyne speciosa
alba 'Mendenhall'



Restrepia dodsonii



Cymbidium tigrinum

-----Dave Taft-----



Cynorkis gibbosa



Milt 'breathless brilliant'



Brsdm. Kenneth
Bivens

-----Dave Taft-----

-----Andrew Sinno-----



June 9th Meeting

Speaker BIO

Christopher Satch is a Professor at the New York Botanical Gardens, as well as the CEO and Founder of [NYC Plant Help](#), a horticultural consultancy for indoor and outdoor growers in the greater New York area.

Having been featured on NPR, the Wall Street Journal, Architectural Digest, and more, Christopher breaks down the science behind growing plants and explains how plants grow in human-understandable terms. Having specialized in plant physiology and pathology, you can ask him any orchid question, and he will know the answer.

Chris is a member of the American Orchid Society Education Committee, and grows over 200 plants on windowsills, in terrariums, and more in his tiny Manhattan apartment. His favorite orchids are Miltoniopsis, Lepanthes, and anything else that's either odd or fragrant.

TOPIC - Why Orchids Do What They Do?

What makes orchids bloom and more - learn the scientific physiology of orchids, the cues that they need to bloom, how they grow, and what makes an orchid keiki rather than bloom?



MHOS Newsletter

Show Table

May Meeting:



MHOS 2024 Spring Show & Sale










MHOS Newsletter

Orchid Buy & Sell Corner

Dennis has invited members to his home to peruse and purchase from about 100 Orchids that he wants to cull from his collection. You can email him at dhsandberg@dhsandberg.com.



Fair Orchids

'Slippers' in NJ = *Paphiopedilum* *Phragmipedium*



These two genera are Old World (Paphs) & New World (Phrags) 'cousins'. Paphs flowers last 6-12 weeks. Phrags flowers last abt 2 weeks, but most bloom sequentially with many flowers on each spike. The two groups have very similar requirements, and are easily grown together. There are some minor differences, so it is necessary to define the sub-groups:

- P1** *Fairrieanum*, *insigne*, *helenae*, *villosum* and their hybrids, incl. complex hybrids (aka 'Bulldog' types).
- P2** Maudiae types: *Barbatum*, *callosum*, *sukhakulii*, *venustum*, *wardii* and their hybrids.
- P3** Brachypetalum *Bellatulum*, *concolor*, *niveum*, *godefroyae*, *leucochilum* & *thaiianum*.
- P4** Parvisepalum *Armeniacum*, *delenatii*, *emersonii*, *hangianum*, *malipoense*, *micranthum*
- P5** Cochlopetalum Sequential multi-florals (*primulinum*, *chamberlainianum*, *liemieianum*, etc.)
- P6** Multi-Florals *Dayanum*, *haynaldianum*, *lowii*, *rothschildianum*, *sanderianum*, etc.
- P8** *Phragmipedium* *Caudatum*, *sargentianum*, *longifolium* & their hybrids
- P9** All other *Phragmipedium* species and their hybrids.

HUMIDITY:

40-60% relative humidity suits the slippers fine. This can be achieved with a humidity tray (pan with pebbles & 1/2" of water) when growing in the house.

LIGHT:

P1-P5 need low light, similar to *Phalaenopsis* (1,000-1,500 foot candles).

P6-P9 need higher light, similar to *Cattleya* (2,500-3,500 foot candles).

TEMPERATURE:

P1, P8 & P9 are intermediate = 55-90°F (13-32°C).

P2, P3, P5 & P6 prefer temperatures 5-10°F (3-6°C) warmer than the others.

P4: Look up each species. Some come from a warm & humid environment. Some need those conditions in summer, but require cool, bright & rather dry conditions in winter (*micranthum*).

In north/central NJ plants can be outdoors from Memorial Day through Oct 1-15 (depending on how cold

it gets at night).

WATERING:

P3 group: Need to dry out between waterings.

P4 group: Check each species, some vary seasonally.

P1, 2, 5 & 6: Do NOT let these dry out.

Drench when watering. Water again when still moist. Cut back only slightly in Dec-Jan.

P8: Similar to P1, but wants even more water.

P9: These plants do best when standing permanently in a tray with 2-3" deep water.

FERTILIZER:

I use Peters 20:20:20 at slightly less than 1/2 dose every 2 weeks from Feb through October. Nov-Jan they only get a single application.


POTTING:

If the root crown (& roots) is visible, **the plant is too high in the pot**. The root crown (**blue line**) should be 3/8" below the surface of the potting mix (**red line**).

With heavy watering, the potting mix breaks down quickly.

Phrags should be repotted every 12 months, and **Paphs** every 18-24 months, depending upon the condition of the potting mix.

- If you can push a finger into the potting mix, it is time to repot.
- You can repot at any time of the year, even if the plant is in bud or bloom (take care not to break the spike).



POTTING MIX:

You can use almost any mix (DON'T use ProMix). I use:

Paphs < 3 1/2" pot: Spaghnum + fine bark & charcoal, in 10:4:2 ratio

Paphs 3 1/2" & up: Waldor Paph mix (bark, charcoal, perlite & some coconut husk).

Phrags Same as for Paphs.

POTS:

I use exclusively plastic pots, as these hold moisture longer than clay pots. For Phrags, I usually use a relatively deep pot, and drill holes half way up the side to get air circulation in the upper half of the pot.

BUD INITIATION:

Requires 2-3 weeks with cooler night temperatures. If you grow outdoors in summer, this happens automatically in late September = blooms in February/March.

October, 2015