






		سیستم مدیریت کیفیت Quality Management System	 آزمایشگاه مرکزی پاتوبیولوژی
ردیف		نام آزمایش	روش انجام تست
1	5-Hydroxyindolacetic acid urine 5-HIAA		Qualitative
2	10 Hydroxy Oxo Carbamazepine		HPLC
3	17-Hydroxy Progesterone 17-OH-Progesterone		ELISA/CLIA
4	A/G		Calculation
5	ABO Blood Group, RH factor		Cell typing and Sero Typing
6	Abscess(Culture)		Direct Smear+ Culture
7	(Angiotensin- Converting Enzyme)ACE		Enzymatic(FAPGG)
8	Acid Phosphatase (total and prostatic)		Photometry (PNPP IFCC)
9	(Adrenocorticotrophic Hormone)ACTH		CLIA/ECL
10	Actinomycetes / Nocardia		Direct smear + Culture
11	Activated PTT		Coagulation
12	Addis count random		Microscopic images
13	Addis count.12 hrs		Microscopic images
14	Albumin		Photometry (Bromcresol Green)
15	Albumin+ MicroAlbumin-CSF		Immuno Turbidimetric
16	Albumin+ MicroAlbumin,Urine		Immuno Turbidimetric
17	Aldolase		F - 1,6 - DP Enzymatic
18	(Aldosterone- Renin - ratio)ARR		Calculation
19	Aldosterone, serum , EDTA Plasma		ELISA / CLIA / CLIA-Ids
20	Aldosterone, Urine(24h)		ELISA/CLIA
21	(total and Heat stable)Alkaline phosphatase		Photometry IFCC
22	Allergy diagnostic -ALEX (Allergy Explorer)		Macro Array Diagnostics Multiplex Nano Beads
23	Alpha 1 Antitrypsin		Immunoturbidimetry
24	Alpha Fetoprotein		ECL/CLIA
25	Alpha Heavy Chain, Qualitative		Immunoelectrophoresis
26	Amino acids differentiation (Blood, HPLC)		HPLC
27	Amino Acids, Urine, Qualitative		TLC
28	Ammonia, Plasma		Enzymatic
29	Amniotic Fluid bilirubin		Spectrophotometry
30	Amoeba , stool		Wet mount
31	Amylase, serum		Enzymatic (IFCC)
32	(Random)Amylase, urine		Enzymatic (IFCC)
33	Anaerobic Culture		Direct smear+culture
34	(Culture)Anal Swab		Direct Smear+ Culture
35	Androstenedione		CLIA/ELISA
36	Anti - Acetylcholin Receptor (ACRA) IgG		ELISA
37	(IgG)Anti-adrenal cortex antibodies		Immunofluorescence
38	Anti - Aquaporin-4 Antibody or Anti Aqp-4(NMO) IgG		IIFT
39	Anti - B2- Glycoprotein IgG		ELISA/CLIA
40	Anti - B2- Glycoprotein IgM		ELISA/CLIA
41	Anti - Borrelia CSF		CLIA
42	Anti - Borrelia IgG		CLIA
43	Anti - Borrelia IgM		CLIA
44	Anti - Brucella IgG		ELISA
45	Anti - Brucella IgM		ELISA
46	Anti - C1q Antibody		ELISA
47	Anti - Cardioliipin IgG		ELISA/CLIA
48	Anti - Cardioliipin IgM		ELISA/CLIA
49	Anti-Centromere IgG		ELISA

		سیستم مدیریت کیفیت Quality Management System	 آزمایشگاه مرکزی پاتوبیولوژی
		فهرست الفبائی آزمایشات	کد: QA/L/751/003/01:
			آخرین بازنگری در تاریخ: ۱۴۰۴/۲/۲۲
50	Anti - Centromere Antibodies or ACA IgG	IIFT	
51	Anti - Chlamydia trachomatis IgA	ELISA	
52	Anti - Chlamydia trachomatis IgG	ELISA	
53	Anti - Chlamydia trachomatis IgM	ELISA	
54	Anti - CMV CSF	ECL/CLIA	
55	Anti - CMV IgG	ECL/CLIA	
56	Anti- CMV IgG avidity	CLIA	
57	Anti - CMV IgM	ECL/CLIA	
58	Anti - Cyclic Citrullinated Peptide (ANTI CCP(CPA))-IgG	ECL/CLIA/ELISA	
59	Anti - Desmoglein 1 (IgG)	ELISA	
60	Anti - Desmoglein 3 (IgG)	ELISA	
61	Anti - ds DNA - NCX IgG	ELISA	
۶۲	Anti - EBV VCA CSF (Viral capsid antigen)	CLIA	
63	Anti - EBV VCA IgG (Viral capsid antigen)	CLIA/ELFA	
64	Anti - EBV VCA IgM (Viral capsid antigen)	CLIA	
65	Anti - Echinococcus IgG (Hydatid cyst)	ELISA	
66	Anti-Endomysial Antibodies or EMA (IgG &IgA)	IIFT	
67	Anti - Fasciola Hepatica IgG	ELISA	
68	Anti-ganglioside profil2 (IgG)	Immunoblot	
69	Anti-ganglioside profil2 (IgM)	Immunoblot	
70	Anti - GBM (glomerular basement membrane-IgG)	ELISA/CLIA	
71	Anti - Gliadin IgA (Deamidated gliadin peptide)	ELISA/CLIA	
72	Anti - Gliadin IgG (Deamidated gliadin peptide)	ELISA/CLIA	
73	Anti-glutamic acid decarboxylase antibody (GADA) IgG	ELISA	
74	Anti- glycoproteine myeline oligodendrocyte (MOG)	IIFT (fixed- cell based assay)	
75	Anti - HAV IgG+IgM	ECL/CLIA	
76	Anti - HAV IgM	ECL/CLIA	
77	Anti - HBc (Total) IgG+IgM	ECL/CLIA/ELISA/ELFA	
78	Anti - HBc (IgM)	ECL/CLIA/ELFA	
79	Anti - HBe (Total) IgG+IgM	ECL/CLIA	
80	Anti - HBs IgG	ECL/CLIA	
81	Anti - HCV	ECL/EIFA/CLIA	
82	Anti - HCV IgG	(western Blot)RIBA	
83	Anti - HDV IgG	ELISA	
84	Anti - Helicobacter pylori IgA	ELISA	
85	Anti - Helicobacter pylori IgG	ELISA	
86	Anti - Helicobacter pylori IgM	ELISA	
87	Anti - HEV(Total) IgG+IgM+IgA	ELISA	
88	Anti- Histone IgG	ELISA	
89	Anti - HIV IgG	Western blot	
90	Anti - HSV1 CSF	CLIA / ECL	
91	Anti - HSV1 IgG	CLIA/ECL/ELISA	
92	Anti - HSV1(gC1) IgM	ELISA	
93	Anti - HSV2 CSF	CLIA / ECL	
94	Anti - HSV2 IgG	CLIA / ECL	
95	Anti - HSV2(gG2) IgM	ELISA	
96	Anti - HTLV-1 & II (Total) IgG+IgM	ELISA/CLIA	
97	Anti - IA-2 antibodies	ELISA	
98	Anti - Insulin antibody (IAA) IgG	ELISA	
99	Anti - Intrinsic factor IgG	ELISA	
100	Anti - Islet cell (ICA) IgG	IIFT	
101	Anti - jo -1 IgG	ELISA/CLIA	
102	Anti - Leishmania donovani - IgG	IIFT	



		سیستم مدیریت کیفیت Quality Management System	 آزمایشگاه مرکزی پاتوبیولوژی
		فهرست الفبائی آزمایشات	کد: QA/L/751/003/01 آخرین بازنگری در تاریخ: ۱۴۰۴/۲/۲۲
103	Anti - Listeria monocytogenes (1/2 a , 4b) IgG	IIFT	
104	Anti- LKM 1 (Anti liver kidney microsomal antibodies) IgG	ELISA/CLIA	
105	Anti - MCV IgG	ELISA	
106	Anti - Measles IgG	CLIA/ELISA	
107	Anti - Measles IgM	CLIA/ELISA	
108	Anti - Mitochondrial Antibodies or AMA (IgG,IgA,IgM)	IIFT	
109	Anti - MPO (Myeloperoxidase-IgG)	ELISA/CLIA	
110	Anti - Mullerian Hormon(AMH)	ELISA/ECL/ELFA	
111	Anti - Mumps IgG	CLIA/ELISA	
112	Anti - Mumps IgM	CLIA/ELISA	
113	(Cell- Based Assay)Anti- Musk IgG	IIFT	
114	Anti - Mycoplasma Pneumoniae IgG	ELISA	
115	Anti - Mycoplasma Pneumoniae IgM	ELISA	
116	Anti - Neutrophil Cytoplamic Antibodies or ANCA (P,C) IgG	IIFT	
117	Anti - Nuclear Antibodies or ANA IgG	IIFT	
118	Anti - parietal cell antibody or APCA IgG	IIFT	
119	Anti - phospholipase A2 Receptor antibodies or Anti PLA2R IgG	IIFT	
120	Anti - phospholipase A2 Receptor antibodies or Anti PLA2R IgG	ELISA	
121	Anti - Phospholipid-Screen IgG	ELISA	
122	Anti - Phospholipid-Screen IgM	ELISA	
123	Anti - PR3 -hn-hr- IgG (Proteinase 3) IgG	ELISA/CLIA	
124	Anti - Protein Tyrosine phosphatase-like protein IA2 antibody(IA-2A)	ELISA	
125	Anti - Rubella IgG	CLIA / ECL/ELFA	
126	Anti - Rubella IgM	CLIA / ECL/ELFA/ELISA	
127	Anti - Saccharomyces cerevisiae Antibodies or ASCA (IgG&IgA)	IIFT	
128	Anti - Scl - 70 IgG	ELISA/CLIA	
129	Anti-Sm-IgG (Anti smith)	ELISA/CLIA	
130	Anti - Smooth Muscle Antibodies or SMA- IgG&IgA	IIFT	
131	Anti - SS-A (Ro) IgG	ELISA/CLIA	
132	Anti - SS-B (La), IgG	ELISA/CLIA	
133	Antithrombin III activity	Colorimetry	
134	(thrombospondin)Anti-THSD7A	IIFT	
135	Anti - Thyroglobulin (TG), IgG	ECL /CLIA	
136	Anti - Toxo - IgG avidity	CLIA	
137	Anti -Toxo IgG (Toxoplasma gondii)	ECL /CLIA	
138	Anti -Toxo IgM (Toxoplasma gondii)	ECL /CLIA	
139	Anti- Toxocara canis IgG	ELISA	
140	Anti -TPO (Anti thyroid peroxidase) IgG	ECL/CLIA/ ELFA	
141	Anti- TSH receptor	ELISA	
142	Anti - tTG IgA (tissue transglutaminase)	ELISA/CLIA	
143	Anti - tTG IgG (tissue transglutaminase)	ELISA/CLIA	
144	Anti - U1-sn RNP (Small nuclear ribonucleoprotein particles-IgG)	ELISA/CLIA	
145	Anti -VZV IgG	CLIA	
146	Anti -VZV IgM	CLIA	
147	Anti-ZnT8	ELISA	
148	APC - R (Factor V leiden)	Coagulation	
149	Apolipoprotein A1	Immunoturbidimetry	
150	Apolipoprotein B	Immunoturbidimetry	
151	Aqueous, vitreous fluid	Direct Smear+Culture	
152	Ascitic Fluid (Culture) Or peritoneal fluid	Direct Smear+ Culture	
153	Armpit Swab(Culture)	Direct Smear+ Culture	
154	ASOT	Immunoturbidimetry	
155	Aspergillus species(Aspergillus fumigatus,Aspergillus flavus)	Culture	
156	Aspirated fluid (culture)	Direct Smear+ Culture	



		سیستم مدیریت کیفیت Quality Management System	 آزمایشگاه مرکزی پاتوبیولوژی
		فهرست الفبائی آزمایشات	کد: QA/L/751/003/01 آخرین بازنگری در تاریخ: ۱۴۰۴/۲/۲۲
157	Autohemolysis	Photometry	
158	B - CrossLaps (CTX)	ECL	
159	B2 - Microglobulin	ELISA/ELFA /Immunoturbidimetry	
160	B2 - Microglobulin - CSF	ELISA /Immunoturbidimetry	
161	Bacillus anthraxis	Direct smear	
162	BAP OSTASE	CLIA	
163	Bilirubin (Direct)	Diazo (DPD)	
164	Bilirubin (Total)	Diazo (DPD)	
165	Bleeding (Duke) Clothing Time	Lee & white	
166	Blood (Culture)	Direct Smear+ Culture	
167	Blood Eosinophil	Wright staining	
168	Blood GAS(ABG),(VBG)	GASTAT 1820	
169	Blood sugar chromatography(HPLC)	HPLC	
170	Body Fluid Glucose	Photometry (HexoKinase)	
171	Body Fluid protein	Photometry (HexoKinase)	
172	Bone marrow (Culture)	Direct Smear+ Culture	
173	Borrelia (peripheral blood smear)	Wright staining	
174	Breast (Culture)	Direct Smear+ Culture	
175	Bronchial Washing (Culture) BAL(Lavage) (Culture)	Direct Smear+ Culture	
176	Brucella	Culture	
177	Brucella Agglutination test(wright,coombs wright and 2ME)	Tube Agglutination	
178	Buttocks Lesion (Culture)	Direct Smear+ Culture	
179	C - Peptide	ECL/CLIA	
180	C1 Inactivator	Nephelometry	
181	C1q	RID(Radial immunodiffusion)	
182	C1q Ab	ELISA	
183	(Complement C3)C3	Immunoturbidimetry	
184	(Complement C4)C4	Immunoturbidimetry	
185	CA 125	ELFA/ECL/CLIA	
186	CA 15-3	ELFA/ECL/CLIA	
187	CA 19-9	ECL/CLIA/ELFA	
188	CA 242	ELISA	
189	CA 72 - 4	ELISA/ECL	
190	Calcitonin	CLIA	
191	Calcium, Serum (Total and Ionized)	Photometry (NM-BAPTA)	
192	(Random and 24 h.)Calcium, urine	Photometry (NM-BAPTA)	
193	Calreticulin Mutation (CALR)	RTPCR	
194	Calprotectin	ELISA	
195	Candida species	Direct smear + Culture	
196	Carbamazepine	HPLC	
197	Castaneda (Brucella)	Culture	
198	Catheter/ pins, prosthetic valves	Direct Smear+ Culture	
199	Catheterized urine(Culture)	Urine Analysis + Culture(UA/UC)	
200	(Complete Blood Count)CBC	Electronic Counter	
201	CEA	ECL/ELFA/CLIA	
202	CEA-CSF	ECL	
203	Ceruloplasmin	Immunoturbidimetry	
204	Cervical discharge(Culture)	Culture	
205	Cervical discharge for candida(monilia)	Direct Smear+ Culture	
206	Cervical discharge for GC	Direct Smear+ Culture	
207	Cervical discharge for Listeria	Culture	
208	Cervical discharge for Mycoplasma	Culture	

		سیستم مدیریت کیفیت Quality Management System	 آزمایشگاه مرکزی پاتوبیولوژی
		فهرست الفبائی آزمایشات	کد: QA/L/751/003/01 آخرین بازنگری در تاریخ: ۱۴۰۴/۲/۲۲
209	Cervical discharge for ureaplasma	Culture	
210	Cervical mucus contact Test	Microscopic	
211	CH50	ELISA	
212	Chikungunyavirus-RNA	Real-Time PCR	
213	Chlamydia trachomatis(DNA)	Real-Time PCR	
214	Chloride-CSF	(Ion-Selective Electrode)ISE	
215	Chloride, serum	ISE (Indirect)	
216	Chloride, urine (Random and 24h.)	ISE (Indirect)	
۲۱۷	Cholesterol	Enzymatic PAP	
218	Cholesterol / HDL	Calculation	
219	Cholinesterase	Colorimetry	
220	Chromogranin A	Elisa	
221	(C1q)CIC	ELISA	
222	(Random and 24 h.)Citrate, urine	Enzymatic	
223	Clot Retraction	Clotting Time	
224	CMV DNA Qualitative	Real-Time PCR	
225	CMV DNA Quantitative	Real-Time PCR	
226	(bicarbonate)Co2	Enzymatic	
227	Cold Agglutinin	Agglutination	
228	Cold Hemolysin	Hemolysis(Donath-Landstriner Test)	
229	Coombs test (Direct and indirect)	Agglutination	
230	Coombs Wright Agg. Test	Tube Agglutination	
231	Copper, serum	Photometry	
232	Copper, urine (24 h.)	Photometry	
233	Cortisol,Free,Urine(24h)	ELISA	
234	Cortisol, saliva	ECL	
235	Cortisol, serum	ECL/CLIA	
236	Corynebacterium diphtheriae	Direct smear + Culture	
237	Covid-19 RNA Qualitative	Real-Time PCR	
238	CPK (Creatine phosphokinase)	DGKC-IFCC	
239	CPK-MB Isoenzyme	ECL	
240	Creatinine clearance, urine (24 h.)	Calculation	
241	Creatinine, serum	Compensated (Jaffe)-kinetic	
242	(Random, 12 h. and 24 h.)Creatinine, urine	Compensated (Jaffe)-kinetic	
243	CRP and High sensitivity CRP	Immunoturbidimetric	
244	Cryofibrinogen	Precipitation	
245	Cryoglobulin	Precipitation	
246	CSF (Culture)	Direct Smear+ Culture	
247	CSF Count	Chamber	
248	Cyclosporine	ECL	
249	Cystatin - C	Particle enhanced Immunoturbidimetric assay	
250	Cystine, urine (Random)	Nitroprusside Test	
251	D - Dimer	Immuno Turbidimetric	
252	Demodex folliculorum	Direct smear	
253	Dermatophyton species :(Microsporium,Trichophyton and Epidermophyton	Direct smear + Culture	
254	Dengue-Virus-RNA	Real-Time PCR	
255	DHEA Sulfate	ECL/CLIA	
256	DHT (Dihydrotestosterone)	ELISA	
257	Diabetes mellitus antibodies:	ELISA/IFT	
258	Digoxin	ECL	
259	DU Factor	Agglutination	
260	Dysmorphic RBC	Urine microscopic	
261	Ear(Culture)	Direct Smear+ Culture	



		سیستم مدیریت کیفیت Quality Management System	 آزمایشگاه مرکزی پاتوبیولوژی
		فهرست الفبائی آزمایشات	کد: QA/L/751/003/01 آخرین بازنگری در تاریخ: ۱۴۰۴/۲/۲۲
262	Ear swab for Fungi(Direct & Culture)	Direct Smear+ Culture	
263	EBV (DNA), Qualitative	Real-Time PCR	
264	EBV DNA Quantitative	Real-Time PCR	
265	Enterobius Vermicularis	Scatch tape Test	
266	Enteropathogenic E.Coli	Direct Smear+ Culture	
267	Enterovirus (RNA),Qualitative	Real-Time PCR	
268	Eosinophils	Writgh staining	
269	Epinephrine,Plasma (Adrenalin)	ELISA	
270	Epinephrine,Urine (24h.)	ELISA	
271	EPO (Erythropoietin)	CLIA/ELISA	
272	Erythrasma(corynebacterium minutissimum)	Direct smear	
273	(1hr.&2hrs)ESR	Westergren	
274	Estradiol	ECL/CLIA/ELFA	
275	Estriol (Unconjugated) Free Estiol	ELISA/CLIA	
276	Eye(Culture)	Direct Smear+ Culture	
277	Factor V Leiden(G1691A)(DNA)	Real-Time PCR	
278	Factor XIII	CST (Clot solubility test)	
279	FDP (Fibrin degradation product)	Latex Agglutination	
280	FDU For Candida (Monilia)	Direct Smear+ Culture	
281	FDU For Gardnerella	Direct Smear+ Culture	
282	FDU For GC	Direct Smear+ Culture	
283	FDU For Listeria	Culture	
284	FDU For Mycoplasma	Culture	
285	FDU For Ureaplasma	Culture	
286	Ferritin	ECL/ELISA/ELFA	
287	FIB-4-Test	Calculation	
288	Fibrinogen	Coagulation	
289	First Few Drops of Urine	Direct Smear+ Culture	
290	First few drops of urine after Prostatic massage	Direct Smear+ Culture	
291	First few drops of urine after Prostatic massage for candida	Direct Smear+ Culture	
292	First few drops of urine after Prostatic massage for Gardnerella	Direct Smear+ Culture	
293	First few drops of urine after Prostatic massage for GC	Direct Smear+ Culture	
294	First few drops of urine after Prostatic massage for Listeria	Culture	
295	First few drops of urine after Prostatic massage for Mycoplasma	Culture	
296	First few drops of urine after Prostatic massage for Ureaplasma	Culture	
297	First portion of Urine	(UA/UC)	
298	First portion of Urine	(UA)	
299	Fistula(Culture)	Direct Smear+ Culture	
300	FLT3(ITD, D835)- DNA	Real-Time PCR	
301	Folic Acid(Folate)	ECL/ELISA/ELFA	
302	(VB1+VB2+EPS+VB3)Four glasstests stamey's tests	Wet mount+ Culture+ Direct Smear	
303	Fragility test	Hemolysis	
304	Free T3	ECL/CLIA	
305	Free T4	ECL/CLIA	
306	Free Androgen index (FAI)	(Calculation)Testosterone/SHBG	
307	Free BHCG	ECL/CLIA	
308	Free Kappa & Lambda,(light chains), serum, quantitative	Turbidimetry	
309	Free Metanephrine	ELISA	
310	Free Normetanephrine	ELISA	
311	Free PSA /Total PSA	Calculation	
312	Fructosamine	Photometry	
313	FSH	ECL/CLIA	

		سیستم مدیریت کیفیت Quality Management System	 آزمایشگاه مرکزی پاتوبیولوژی
		فهرست الفبائی آزمایشات	کد: QA/L/751/003/01 آخرین بازنگری در تاریخ: ۱۴۰۴/۲/۲۲
314	FTA-ABS (IgG)	IIFT	
315	FTI(Free Thyroxin index)	Calculation	
316	(Quantitative)G.6.P.D	Enzymatic	
317	(Qualitative)G.6.P.D	Fluorescent Spot Test	
318	Gardnerella vaginalis	Direct smear+Culture	
319	Gardnerella vaginalis	Real-Time PCR	
320	Gastrin-17-Advanced	ELISA/CLIA	
321	Genital lesion for Haemophilus ducreyi	Direct Smear+ Culture	
322	GGT (Gamma - Glutamyl Transferase)	IFCC-SZASZ	
323	Glomerular Filtration Rate (GFR)	Calculation	
324	Glucose	Photometry (HexoKinase)	
325	Glucose - CSF	Photometry (Hexokinase)	
326	Groin Swab(Culture)	Direct Smear+ Culture	
327	Growth Hormone	ECL/CLIA	
328	GTT (Glucose tolerance test)	Photometry (HexoKinase)	
329	Gum Swab(Culture)	Direct Smear+ Culture	
330	Gum swab for Fungi (Direct &Culture)	Direct Smear+ Culture	
331	H.pylori - Antigen (stool)	ELISA	
332	Haemophilus ducreyi	Direct smear + Culture	
333	Haemophilus influenza	Direct Smear+ Culture	
334	Hair for Fungi(Direct &Culture)	Direct Smear+ Culture	
335	Hams test (Acidified serum test)	Hemolysis	
336	Haptoglobin	Immunoturbidimetry	
337	Hemoglobin A1C)	TINIA(Turbidimetric	
338	HBe - Ag	ECL/CLIA	
339	HBs - Ag	CLIA-ECL-ELFA	
340	HBs - Ag confirmatory	ECL	
341	HBV DNA Qualitative	Real-Time PCR	
342	HBV DNA Quantitative	Real-Time PCR	
343	HCG(Beta subunit), Free	ECL	
344	HCG(Beta subunit), Total	ECLIA	
345	HCV RNA Genotyping	Real-Time PCR	
346	HCV RNA Qualitative	Real-Time PCR	
347	HCV RNA Quantitative	Real-Time PCR	
348	HE4	ECL/CLIA	
349	Heinz body	Supravital Staining	
350	Hematocrit	1.Electronic - Counter 2.Microhematocrit	
351	Hemoglobin	CBC مراجعه شود به	
352	Hemoglobin electrophoresis(Hgb.Electrophorsis)	Micro capillary electrophresis	
353	Hemoglobin, Unstable ,Qualitative	Heat test + isopropanol test	
354	Hemosiderine	staining	
355	HFE Common Mutations (C282Y, H63D, S65C)	Real-Time PCR/PCR-RFLP	
356	High Density Lipoprotein	Enzymatic Direct HDL	
357	High sensitivity CRP	Immunoturbidimetry	
358	(HIV-1 antigen and total antibodies to HIV-I&II)HIV Combi PT	ECL/ELISA/CLIA/ELFA	
359	HIV-1 RNA Qualitative	Real-Time PCR	
360	HIV-1 RNA Quantitative	Real-Time PCR	
361	(B5,B7,B8,B51,B52)HLA	PCR-SSP	
362	HLA B * 27	PCR	
363	HLA-B5 (51,52)	PCR	
364	HLA-B* 51	PCR	
365	HLA-B* 52	PCR	



		سیستم مدیریت کیفیت Quality Management System	 آزمایشگاه مرکزی پاتوبیولوژی
		فهرست الفبائی آزمایشات	کد: QA/L/751/003/01 آخرین بازنگری در تاریخ: ۱۴۰۴/۲/۲۲
366	HLA-B* 07	PCR	
367	HLA-B* 08	PCR	
368	HOMA-IR(Homeostasis modell Assessment test)	Calculation	
369	Homocysteine	Enzymatic	
370	Homocysteine Urine	Sliver Nitroprusside-Test	
371	Homogentisic Acid, urine(Random)(Alkaptonuria)	Alkaline Reduction & Ferric Chloride Test	
372	HPV (DNA Genotyping) (32 Types)	PCR-Reverse Hybridization	
373	HSV 1,2 DNA Qualitative	Real-Time PCR	
374	HSV 1,2 DNA Quantitative	Real-Time PCR	
375	ID.Coombs	Hemagglutination	
376	(Immunoglobulin A)IgA	Immunoturbidimetry	
377	IgE(Immunoglobulin E)	ECL	
378	IGF - 1(insutin - like growth factor 1)	CLIA	
379	(Insulin - like growth factor binding protein - 3)IGF BP -3	ELISA/CLIA	
380	IgG 4	Immunoturbidimetry	
381	IgG-CSF	Turbidimetry	
382	(Immunoglobulin G)IgG	Immunoturbidimetry	
383	(Immunoglobulin M)IgM	Immunoturbidimetry	
384	Immunoglobulin E	ECL/CLIA	
385	Inhibin A	ELISA	
386	Inhibin B	ELISA	
387	Insulin	ECL/CLIA	
388	Interleukin-6	CLIA	
389	Iron	Photometry (Ferrozine)	
390	JAK2 (V617F) (DNA), Qualitative	Real-Time PCR	
391	Jak2-Exon 12-Gene mutation	Real time PCR / ConventionalPCR	
392	Kappa & Lambda,(light chains), serum, quantitative	Nephelometry	
393	Lactic Acid	Enzymatic	
394	Lamotrigine	HPLC	
395	Last portion of urine	Urine Culture (UA/UC)	
396	Last portion of urine	(UA)	
397	LDH(Lactate Dehydrogenase)	Enzymatic (IFCC-L→P)	
398	LDL/HDL	Calculation	
399	LE Cells(Lupus Erythematosus Cells)	Wright staining	
400	Leishmania, skin lesion	Wright staining	
401	Leptin	ELISA	
402	Lesion (culture)	Direct Smear+ Culture	
403	LH	ECL/CLIA	
404	Lipase	Enzymatic	
405	Listeria	Culture	
406	(g1/2a,4b)Listeria monocytogenes	IIFT	
407	Lithium	Colorometry test	
408	Low Density Lipoprotein	Enzymatic Direct LDL	
409	(a)Lp(a), Lipoprotein	Immunoturbidimetry	
410	Lupus Anticoagulants Screening(PTT - LA & KCT)	Coagulation	
411	Mab Track ADA adalimumab	ELISA (semiquantitative)	
412	Mab Track ADA Infleximab	ELISA	
413	Mab Track level adalimumab	ELISA	
414	Mab Track level Infleximab	ELISA	
415	Macro prolactine	CLIA / ECL	
416	Magnesium, serum	Photometry (Xylidyl Blue)	
417	(Random and 24 h.)Magnesium, urine	Photometry (Xylidyl Blue)	
418	Malaria (peripheral blood smear)	wright staining	


		سیستم مدیریت کیفیت Quality Management System	 آزمایشگاه مرکزی پاتوبیولوژی
		فهرست الفبائی آزمایشات	کد: QA/L/751/003/01 آخرین بازنگری در تاریخ: ۱۴۰۴/۲/۲۲
419	Malassezia Furfur	Direct	
420	Mbcr - abl (p 190) RNA Qualitative	Real-Time PCR	
421	Mbcr - abl (p 190) RNA Quantitative	Real-Time PCR	
422	Mbcr - abl (p 210) RNA Qualitative	Real-Time PCR	
423	Mbcr - abl (p 210) RNA Quantitative	Real-Time PCR	
424	Metanephrine, Urine (24h)	ELISA	
425	(Random, 12h & 24h)Microalbumin, Urine	Immunturbidimetry	
426	Middle Portion of urine	(UC)Urine Culture	
427	Middle Portion of urine	(UA)	
428	Mono Test	Hemagglutination	
429	Mosaics autoantibodies Myasthenia gravis	IIFT	
430	Mouth Swab(Culture)	Direct Smear+ Culture	
431	Mouth swab for Fungi(Direct &Culture)	Direct Smear+ Culture	
432	MPL-Gen (p.W515L, p.W515K) (Exon 10)	Conventional PCR	
433	MPS (Mucopolysaccharides , urine) (Random)	Spot Test	
434	MRSA (Methicillin Resistant staphylococcus aureus)	Direct Smear+ Culture	
435	MRSE (Methicillin Resistant Staph. Epidermidis)	Direct Smear+ Culture	
436	MTHFR (A1298C) DNA	Real-Time PCR	
437	MTHFR (C677T) DNA	Real-Time PCR	
438	Mycoplasma genitalis-DNA	Conventional PCR	
439	Mycoplasma hominis	Culture	
440	Mycoplasma hominis-DNA it is always done with Mycoplasma genitalis-DNA and Ureaplasma urealyticum- DNA	Conventional PCR	
441	Myopathies Profile - IgG	Immuno -Blot	
442	Nail scraping for Fungi(Direct &Culture)	Direct Smear+ Culture	
443	Nasal(Culture)	Direct Smear+ Culture	
444	Nasal Eosinophils	Wright staining	
445	Nasal swab for Fungi	Direct Smear+ Culture	
446	NBT (Nitro Blue Tetrazolium test)	Cyto chemistry	
447	Neisseria gonorrhoeae	Direct smear + Culture	
448	Neisseria gonorrhoeae-DNA	Real-Time PCR/Conventional PCR	
449	Neurology mosaics autoantibodies	IIFT	
450	(Stool)Neutrophils	Wright staining	
451	NMOSD Screening	IIFT (fixed- cell based assay)	
452	(Nuclear Mitotic Apparatus protein)NMP22	Rapid , qualitative	
453	Nocardia(Culture)	Direct Smear+ Culture	
454	Norepinephrine, Urine (24 h.)	ELISA	
455	Normetanephrine, Urine (24h)	ELISA	
456	NSE (Neuron-Specific enolase)		
457	Occult Blood, stool	Immuno chromatography	
458	Osmotic Fragility	Exposure of Erythrocytes to increasingly hypotonic solutions	
459	Osteocalcin	CLIA	
460	Ova and parasite, stool	Formalin - EthylAcetatemethod	
461	(Random and 24 h.)Oxalate, urine	Enzymatic	
462	PAI-1 4G/5G	Real-Time PCR	
463	PAPP-A	ECL/CLIA	
464	Paraneoplastic Neurologic Syndromes 12 Ag (IgG) (PNS)	Immunoblot	
465	PCH	Hemolysis of Erythrocytes after exposure of coagulated blood to various temperature (4°C/37°C)	

		سیستم مدیریت کیفیت Quality Management System	 آزمایشگاه مرکزی پاتوبیولوژی
		فهرست الفبائی آزمایشات	کد: QA/L/751/003/01 آخرین بازنگری در تاریخ: ۱۴۰۴/۲/۲۲
466	PCT(Post Coital Test)	Sims Huhner	
467	Pericardial fluid	Direct Smear+ Culture	
468	Perineal Swab (Culture)	Direct Smear+ Culture	
469	Peripherals Blood Smear	Wright staining	
470	Peritoneal fluid	Direct Smear+ Culture	
471	Phenobarbital	HPLC	
472	Phenytoin	HPLC	
473	Phosphate	Photometry (Molybdate UV)	
474	(Random and 24 h.)Phosphate, urine	Photometry (Molybdate UV)	
475	Pilonidal abscess	Direct Smear+ Culture	
476	pimple	Direct Smear+ Culture	
477	PK(Pyruvate Kinase)	Fluorescent Spot Test	
478	PKU, urine Random (Phenylketonuria)	Ferric chloride test	
479	Plasma Aminoacids	HPLC	
480	Plasma Phenylalanine	(TLC, Semi Quantitative)	
481	Plasma Phenylalanine	HPLC Quantitative	
482	Plasma Tyrosine	(TLC, Semi Quantitative)	
483	Plasma Tyrosine	HPLC Quantitative	
484	Plasmodium (malariae)	Direct smear -	
485	Pleural Fluid (Culture)	Direct Smear+ Culture	
486	pml-rara RNA Qualitative	Real-Time PCR	
487	pml-rara RNA Quantitative	Real-Time PCR	
488	Porphobilinogen , urine	Extraction	
489	Porphyryn screening (Uroporphyrin and, Coproporphyrin), urine	Extraction	
490	Post nasal discharge (Culture)	Direct Smear+ Culture	
491	Potassium (K), serum	ISE (Indirect)	
492	(Random and 24 h.)Potassium, urine	ISE (Indirect)	
493	PRA(Plasma Renin Activity)	ELISA	
494	Pregnancy test, urine (Random)	Latex agglutination	
495	Primidone	HPLC	
496	Pro BNP(N - Terminal Pro B - Type natriuretic peptide)	ECL/CLIA	
497	Procalcitonin(PCT)	ECL	
498	Profile ANA	Immuno -Blot	
499	Progesterone	ECL/ELFA/CLIA	
500	Proinsulin	ELISA	
501	Prolactin	ECL/CLIA	
502	Prostatic discharge	Direct Smear+ Culture	
503	Prostatic discharge For Candida	Direct Smear+ Culture	
504	Prostatic discharge For Gardenella	Direct Smear+ Culture	
505	Prostatic discharge For GC	Direct Smear+ Culture	
506	Prostatic discharge For Listeria	Culture	
507	Prostatic discharge For Mycoplasma	Culture	
508	Prostatic discharge For Ureaplasma	Culture	
509	Protein C	Colorimetry	
510	Protein CSF	turbidimetric	
511	Protein S	Coagulation	
512	Protein, total, serum	Photometry(Biuret)	
513	Protein, urine(12 and 24 h.)	turbidimetric	
514	Prothrombin (G20210A)(DNA)	Real-Time PCR	
515	PSA (Free)	ECL	
516	PSA(Total)	ECL/CLIA	
517	PT(Prothrombin Time)	Coagulation	
518	PTH (1 - 84)	ECL/CLIA	

		سیستم مدیریت کیفیت Quality Management System	 آزمایشگاه مرکزی پاتوبیولوژی
		فهرست الفبائی آزمایشات	کد: QA/L/751/003/01 آخرین بازنگری در تاریخ: ۱۴۰۴/۲/۲۲
519	PTH (intact)	ECL/CLIA	
520	Reducing substance, urine and stool (Random)	Alkaline Reduction	
521	Renin	CLIA	
522	Retic production Index (RPI)	Calculation	
523	Reticulocyte count	Vital staining	
524	RF (Rheumatoid Factor)	Immunturbidimetric assay	
525	RH factor	Agglutination	
526	ROMA Index(Risk of ovarian Malignancy Algorithm)	Calculation	
527	(Rapid plasma reagin test)R.P.R	Flocculation(SlideAgglutination)	
528	Salmonella	Direct Smear+ Culture	
529	SARS-Cov-2 Ab (IgG)	ELISA	
530	SARS-Cov-2 Ab (IgM)	ELISA	
531	SARS-Cov-2, Flu A, Flu B (qualitative)	Real-time PCR (RT-qPCR)	
532	SARS-Cov-2 IgG Anti Spike	ELISA	
533	SARS-Cov-2 IgG RBD	ELISA	
534	SARS-Cov-2 Neutralizing Ab (IgG)	ELISA	
535	SARS-Cov-2 RNA	Real Time PCR	
536	Scalp scraping for Fungi (Direct & Culture)	Direct Smear+ Culture	
537	Sclerosis Profile - IgG	Immuno -Blot	
538	Semen analysis	C.A.S.A	
539	Semen Fructose	Colorimetry	
540	Serum Protein Electrophoresis	Micro capillary electrophoresis	
541	(Monoclonal immunoglobulins & free light chains)Serum protein	Micro capillary electrophoresis	
542	SGOT(AST)	Enzymatic (IFCC)	
543	SGPT (ALT)	Enzymatic (IFCC)	
544	SHBG(Sex Hormone Binding Globulin)	ECL/CLIA	
545	Shigella	Direct Smear+ Culture	
546	Shistozoma	Direct smear	
547	Sickel Cell, Preparation	Sodium Metabi sulfite	
548	Sims Huhner Test(PCT)	Post coital test (PCT)	
549	Skin scraping for Fungi (Direct & Culture)	Direct Smear+ Culture	
550	Sodium (Na), serum	ISE (Indirect)	
551	(Random and 24 h.)Sodium, urine	ISE(Ion -selective electrode)	
552	Specific Gravity	(Test strip or Refractometr)	
553	(Random and 24 h.)Specific Gravity, urine	Refractometry	
554	sperm agglutinating antibody, serum and / or cervical mucus	Agglutination	
555	Sperm (Culture)	Direct Smear+ Culture	
556	Sperm for GC	Direct Smear+ Culture	
557	Sperm for mycoplasma	Culture	
558	Sperm for ureaplasma	Culture	
559	Spermogram test	C.A.S.A	
560	Sputum (Culture)	Direct Smear+ Culture	
561	Sputum Eosinophils	Wright staining	
562	STD panel (sexually transmitted diseases:)	PCR- Reverse Hybridization	
562	Stone Analysis	Qualitative	
564	Stool	Culture	
565	Stool Eosinophils	Wright staining	
566	Stool Examination	Formaline - Ethyl Acetate	
567	Stool fat, Random	Sudan 3 stain	
568	Stool for Fungi (Direct & Culture)	Direct Smear+ Culture	
569	Stool Neutrophils	Wright staining	
570	Stool PH	Indicator paper	

		سیستم مدیریت کیفیت Quality Management System	 آزمایشگاه مرکزی پاتوبیولوژی
		فهرست الفبائی آزمایشات	کد: QA/L/751/003/01
			آخرین بازنگری در تاریخ: ۱۴۰۴/۲/۲۲
571	Stool WBC	Wet mount	
572	Streptococcus agalactiae / pneumonia / pyogenes	Direct Smear+ Culture	
573	(Random and 24 h.)Sugar, urine	Photometry(Hexokinase)	
574	Suprapubic Urine (Culture)	Urine Analysis+ Culture(UA + UC)	
575	Surgery Site(Culture)	Direct Smear+ Culture	
576	Synovial Fluid(Culture)	Direct Smear+ Culture	
577	T - Uptake	ECL/CLIA	
578	T3 (total)	ECL/CLIA	
579	(total)T4	ECL/CLIA	
580	Tacrolimus	ECL	
581	Tb-Interferon-Test	ELISA	
582	Testosterone (Free)	ELISA/CLIA	
583	Testosterone (total)	ECL	
584	Three glasstests VB1,VB2,VB3(UA/UC)(first + middle + last portion)	Wet mount+ Culture	
585	Throat Swab (Culture)	Direct Smear+ Culture	
586	Thymidine Kinase	CLIA	
587	Thyroglobulin	ECL/ELISA/CLIA	
588	TIBC(Total Iron Binding capacity)	Ferene	
589	Tinea versicolor(Malassezia fur fur)	Direct smear	
590	Tounge Swab (Culture)	Direct Smear+ Culture	
591	Tounge swab for Fungi (Direct &Culture)	Direct Smear+ Culture	
592	TPHA(Treponema Pallidum Haemagglutination assay)	Agglutination	
593	Tracheal washing(Culture)	Direct Smear+ Culture	
594	Transferrin	Immunoturbidimetri	
595	Transferrin Saturation	Calculation	
596	Trichomonas vaginalis / hominis	Direct Smear	
597	Trichomonas vaginalis DNA	Conventional PCR	
598	Triglyceride	Photometry (GPO-PAP)	
599	Troponin I	ECL/ELFA	
600	Troponin T	ECL	
601	Tryptic Activity of Feces	Semi Quantitative	
602	TSH	ELFA-ECL-CLIA	
603	(first portion + middle portion)Two glasstests	Wet mount+ Culture	
604	Umblicus Swab(Culture)	Direct Smear+ Culture	
605	Unstable Hgb, Qualitative	Heat & Isopropanol test	
606	Urea clearance, serum and urine(24 h.)	Calculation	
607	Urea, serum	Photometry (Ureas UV)	
608	(Random and 24 h.)Urea, urine	Photometry (Ureas U.V)	
609	Ureaplasma urealyticum	Culture	
610	Ureaplasma urealyticum-DNA	Conventional PCR	
611	Urethral Discharge (Culture)	Direct Smear+ Culture	
612	Urethral Discharge for candida(Culture)	Direct Smear+ Culture	
613	Urethral Discharge for Gardenerella(Culture)	Direct Smear+ Culture	
614	Urethral Discharge for GC(Culture)	Direct Smear+ Culture	
615	Urethral Discharge for Listeria(Culture)	Direct Smear+ Culture	
616	Urethral Discharge for mycoplasma	Culture	
617	Urethral Discharge for Ureaplasma	Culture	
618	Uric Acid, serum	Photometry(Uricase)	
619	(Random and 24 h.)Uric Acid, urine	Photometry(Uricase)	
620	Urinalysis(middle portion)	Wet mount	
621	Urinalysis +Urin	Wet mount+Culture	
622	(UBC)Urinary Bladder Cancer	Rapid test, qualitative	
623	Urine after Prostatic massage(AP)	UA/UC	

		سیستم مدیریت کیفیت Quality Management System	 آزمایشگاه مرکزی پاتوبیولوژی
		فهرست الفبائی آزمایشات	کد: QA/L/751/003/01 آخرین بازنگری در تاریخ: ۱۴۰۴/۲/۲۲
624	Urine after Prostatic massage (AP) for candida	UA/UC	
626	Urine after Prostatic massage (AP) for G.vaginalis	UA/UC	
627	Urine after Prostatic massage (AP) for mycoplasma	Culture	
628	Urine after Prostatic massage (AP) for ureaplasma	Culture	
629	Urine Analysis	(Microscopic image)Test strip+ wet mount	
630	Urine Bile	Test stripand chemical method	
631	Urine Culture without UA	Culture	
632	Urine Eosinophils	Wright staining	
633	Urine for Mycoplasma	Culture	
634	Urine for Ureaplasma	Culture	
635	Urine Glucose	Test strip	
636	Urine Hemosiderin	Staining	
637	Urine keton (Aceton)	Test strip	
638	Urine Melanin	Ammoniacal Silver Nitrate	
639	Urine Norepinephrine(Noradrenalin)	ELISA	
640	Urine PH	Test strip	
641	Urine-plasma Epinephrine (Adrenalin)	ELISA	
642	Urine-plasma Norepinephrine(Noradrenalin)	ELISA	
643	Urine prior to Prostatic massage (PP)	UA/UC	
644	Urine prior to Prostatic massage (PP) for candida	UA/UC	
645	Urine prior to Prostatic massage(PP) for GC	UA/UC	
646	Urine prior to Prostatic massage (PP) for G.vaginalis	UA/UC	
648	Urine prior to Prostatic massage (PP) for ureaplasma	Culture	
649	Urine Protein	SSA (SulfoSalicylic Acid)	
650	Urine Protein Electrophoresis	Micro capillary electrophoresis	
651	Urine proteinimmunotyping (Monoclonal immunoglobulins&free	Micro capillary	
652	Urine schistosoma	wet mount(Sediment)	
653	Urine sediment (Wet mount)	Microscopic image	
654	Urine sugar chromatography (TLC) (Glucose,Galactose,Lactose,Fructose,Sucrose)	TLC (Qualitative)	
655	Urine sugar chromatography (HPLC)	HPLC	
656	Vaginal cuff (Culture)	Direct Smear+ Culture	
657	(Culture)Vaginal cuff For Gardenerella	Direct Smear+ Culture	
658	Vaginal cuff for GC(Culture)	Direct Smear+ Culture	
659	Vaginal cuff for Listeria(Culture)	Direct Smear+ Culture	
660	Vaginal cuff for Mycoplasma	Culture	
661	Vaginal cuff for ureaplasma	Culture	
662	Vaginal Discharge(Culture)	Direct Smear+ Culture	
663	(Culture)Vaginal Discharge cuff for candida	Direct Smear+ Culture	
664	(monilia)Vaginal Discharge for candida	Direct Smear+ Culture	
665	Vaginal Discharge for Gardnerella	Direct Smear+ Culture	
666	Vaginal Discharge for GC	Direct Smear+ Culture	
667	Vaginal Discharge for Mycoplasma	Culture	
668	Vaginal Discharge for Ureaplasma	Culture	
669	Vaginal for Listeria	Culture	
670	Vaginal PH	Test strip	
671	Valproic Acid	Fluorescence polarization	
672	(Culture)Vib.Cholerae	(wet mount) Direct Smear+	
673	Vibirio cholerae	Wet mount+ Direct smear culture	
674	Vincent angina	Direct Smear	
675	Vitamin A	HPLC	
676	Vitamin B12	ECL-ELISA-CLIA	

 <p>TUV AUSTRIA</p> <p>CERTIFIED EN ISO 9001 Certificate No. 20100203008702 TUV AUSTRIA CERT GMBH</p>	<p>سیستم مدیریت کیفیت Quality Management System</p>	<p>آزمایشگاه مرکزی پاتوبیولوژی</p>
	<p>فهرست الفبائی آزمایشات</p>	<p>کد: QA/L/751/003/01</p>
		<p>آخرین بازنگری در تاریخ: ۱۴۰۴/۲/۲۲</p>
677	Vitamin D-1.25 (1.25-Dihydroxy-Vitamin D)Calcitriol	ECL/CLIA/ELFA/ELISA
678	Vitamin D-25 (25-Hydroxy-Vitamin D)Calcidiol	ECL/CLIA/ELFA/ELISA
679	Vitamin E	HPLC
680	VLDL	Calculation
681	Vulve (culture)(External genitalia)	Direct Smear+ Culture
682	Vulve for candida (monilia)	Direct Smear+ Culture
683	Vulve for Gardnerella	Direct Smear+ Culture
684	Vulve for GC	Direct Smear+ Culture
685	Vulve for Mycoplasma	Culture
686	Vulve for Ureaplasma	Culture
687	VMA,urine (24 h.)(Vanyl mandelic Acid)	Ion exchange Resin
688	VZV (DNA), Qualitative	Real-Time PCR
689	Water sugar test	Hemolysis
690	Whiff test	Direct
691	Widal Agglutination Test	Silde & Tube Agglutination
692	Wright Agglutination Test	Silde & Tube Agglutination
693	Zikavirus-RNA	Real Time PCR
694	Zinc	Colorimetry