

🌳 Lesson 1 – Trees and Nature

🍄 Read, Listen and Discover

In this lesson, we will discover why trees are so important to our world and learn new vocabulary connected to nature.

📖 **First, read the text and listen to the audio, and then explore the activities on the following page.**

Trees are an important part of our world. They provide wood for building and pulp for making paper. They provide homes for all sorts of insects, birds and other animals.



Many types of fruits and nuts come from trees -- including apples, oranges, walnuts, pears and peaches. Even the sap of trees is useful as food for insects and for making maple syrup -yum!






Trees also help to keep our air clean and our ecosystems healthy. We breathe in oxygen and breathe out carbon dioxide. Trees breathe in carbon dioxide and breathe out oxygen. We're perfect partners!

Trees do lots for us, our environment and other plants and animals in nature, but we don't just love trees for practical reasons. Trees can also be very beautiful -- tall enough they seem to touch the sky and so big around you can't even hug them.

Thousands of artists, professional and amateur alike, have painted pictures of trees and thousands of poems, songs, and stories have been written about them. I would guess that just about everyone on Earth has, at some point in their life, stopped to enjoy the beauty of a tree.


As You Read and Listen...

Can you find:

-  words that name people, places and things (nouns)?
-  words that describe things (adjectives)?
-  words about nature and the environment?
-  things that we can count and things we cannot count?
-  your favourite words and phrases?

Then complete the activities and see what new words you can discover.

 **Gobo says:**

"A good explorer looks carefully and listens closely. New words are hidden everywhere."  ✨

Activity 1 – Listening Vocabulary and Nouns

Listen to the text about trees and underline all the nouns that you can hear.

Write 15 common nouns from the text.

Find and list five things that come from trees.

Make two groups: Things in Nature and Things Made by People.

Choose as many nouns as you can and put them into categories: plants, animals, food and objects.

Create your own word bank of ten new nouns.

Activity 2 – Common and Proper Nouns

1. Find the Common Nouns

Read the text again and write ten common nouns.

2. Nature Names

The text does not contain any proper nouns.

Can you think of any proper nouns that belong to the categories below?

Countries - Rivers - Forests - People's Names

3. Sort the Words

Do you know which group the following words belong to? Are they living things? Or are they things we use?

**trees – insects – birds – apples – oxygen – paper – animals
– walnuts**

Activity 3 – Countable and Uncountable Nouns

1. Sort the Nouns

Look at the list of words below. Do you know which words are countable and which words are uncountable?

**wood – paper – oxygen – air – trees – apples – walnuts –
insects – birds – fruit – syrup – animals**

2. More Examples

Look at the text about trees. Find 3 things you can count and 3 things you cannot count.

Activity 4 – Adjectives and Noun Phrases

1. Describe the Nouns

Choose adjectives to describe these words.

Tree / bird / forest / apple / sky


2. Build Noun Phrases (beautiful trees)

How many noun phrases can you find in the text about trees?

3. Please find these noun phrases from the text

- **Important part**
- **Clean air**
- **healthy ecosystems**
- **practical reasons**
- **beautiful trees**

 **Gobo says:**

"Words grow like trees. The more words you learn, the bigger your forest becomes."  ✨ ✨ Can you make some noun phrases of your own?