



USER' S GUIDE

What is the Game?

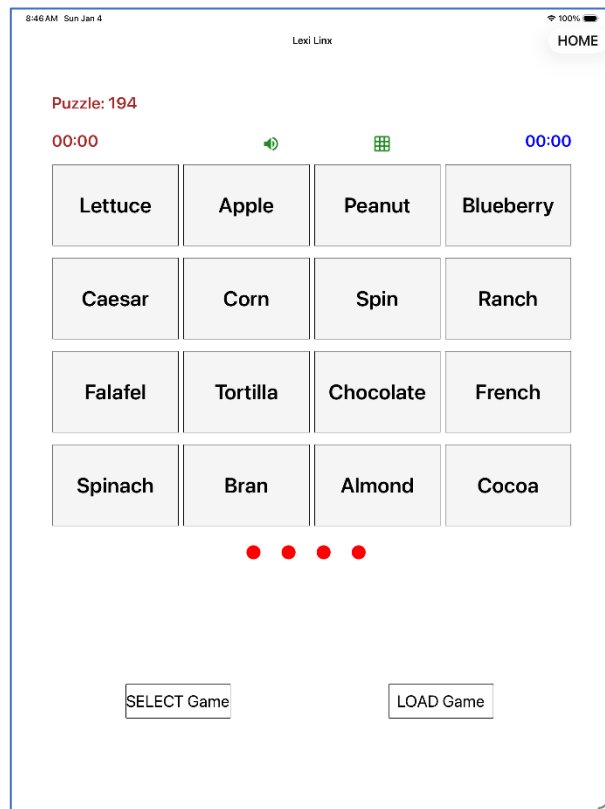
LexiLinx is a simple yet addictive word puzzle game that challenges players to sort a group of 16 seemingly unrelated words into 4 groups of 4 words that have some common themes. Its appeal lies in its perfect balance: quick to play, easy to understand, but endlessly replayable due to the variety of puzzles. Whether playing casually for fun or strategically to sharpen vocabulary skills, the game offers a rewarding experience that combines vocabulary mastery and problem-solving.

Why LexiLinx?

LexiLinx features no annoying ads, no videos to watch, and no in-app purchases—just pure wordplay. This guide provides a structured overview of the game, a word-based puzzle that tests vocabulary and language understanding. The goal is to group 16 seemingly unrelated words into 4 groups of 4 words. You get only four tries before the puzzle expires. The game emphasizes pattern recognition, logical analysis, and vocabulary prowess. Have a dictionary handy!

Puzzle Generation

Puzzles were completely generated using xAI. Future releases will expand the puzzle library.



The gameboard

LexiLinx Rules.


The gameboard is a 4x4 matrix of word boxes. Select 4 boxes containing words that share some sort of connection. For example – Fruit Trees; Kitchen Items; Palindromes; etc.

After selecting four boxes, press SUBMIT to determine whether you found a valid theme. If successful, the boxes will be replaced with a banner containing the Category/Theme and a listing of the 4 words selected.

You are only allowed 4 guesses. If the 4th guess is wrong ,the puzzle closes and the solution is displayed.

GAME SETUP

The game opens with a Splash Page which asks the player to select a MODE. Two modes of play are available:

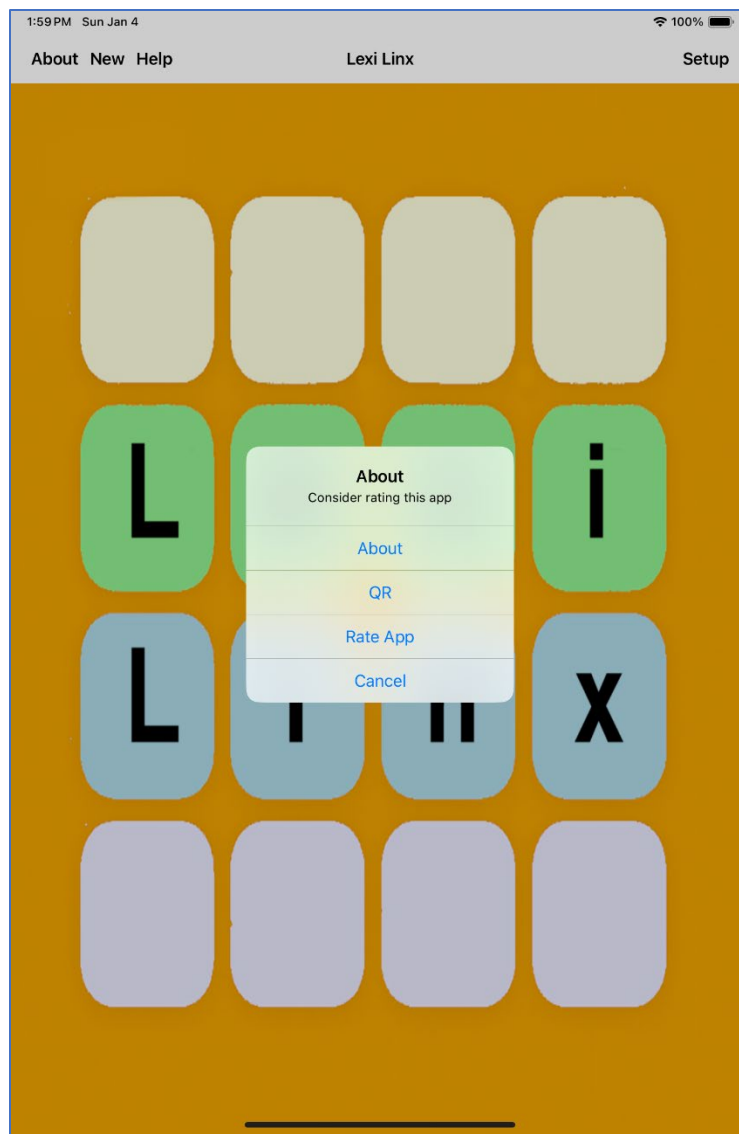


Solo. This is a solitary mode with a single player. Used to casually pass the time and/or sharpen vocabulary/word solving skills.

Match Play. Two players guess the same word. Similar to popular “puzzle of the day” challenges, except you don’t have to wait until tomorrow for the next puzzle. Play at your own pace.

(One interesting aspect of this mode is that multiple players can play the same puzzle at the same time, all attempting to solve with the lowest time or fewest guesses.)

Menu Items. Before getting into game play, let's discuss the menu system. The menu items are located across the top of the Home page.

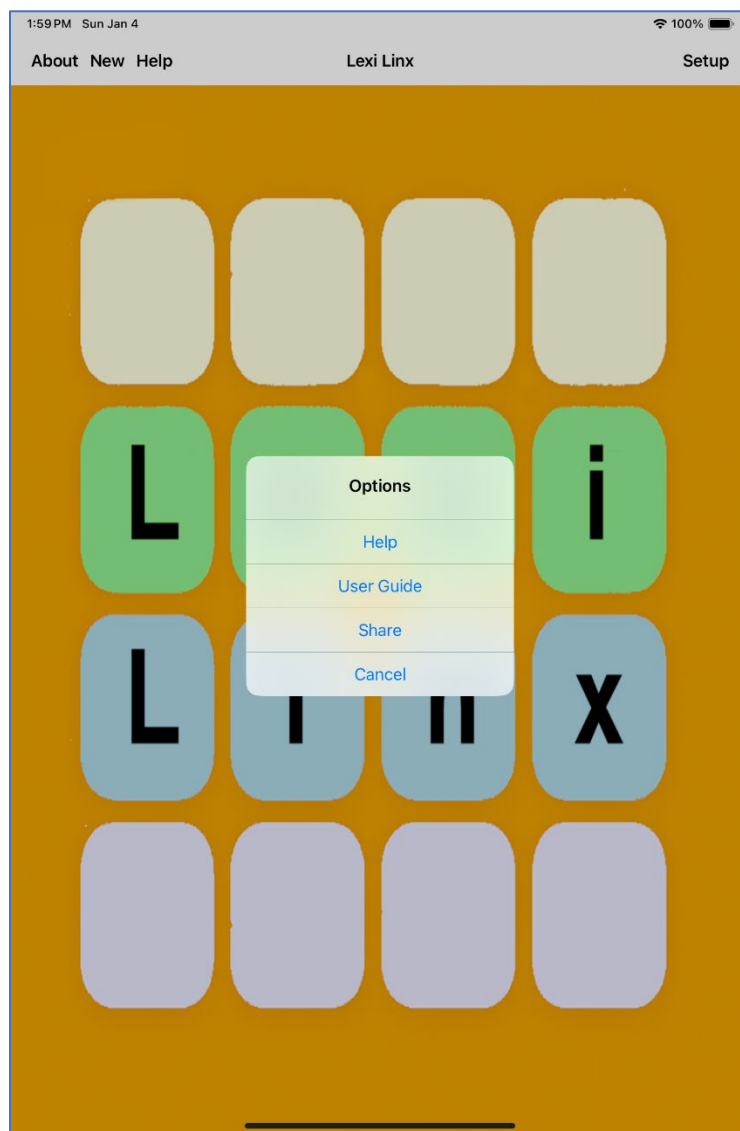


- ABOUT

- About - standard About window with app details (version, author, etc.)
- QR CODE - Used to quickly access TurboSoftSolutions website
- Rate App - opens the App Store/Google Play Store and selects LexiLinx. User can leave a star-rating as well as remarks.

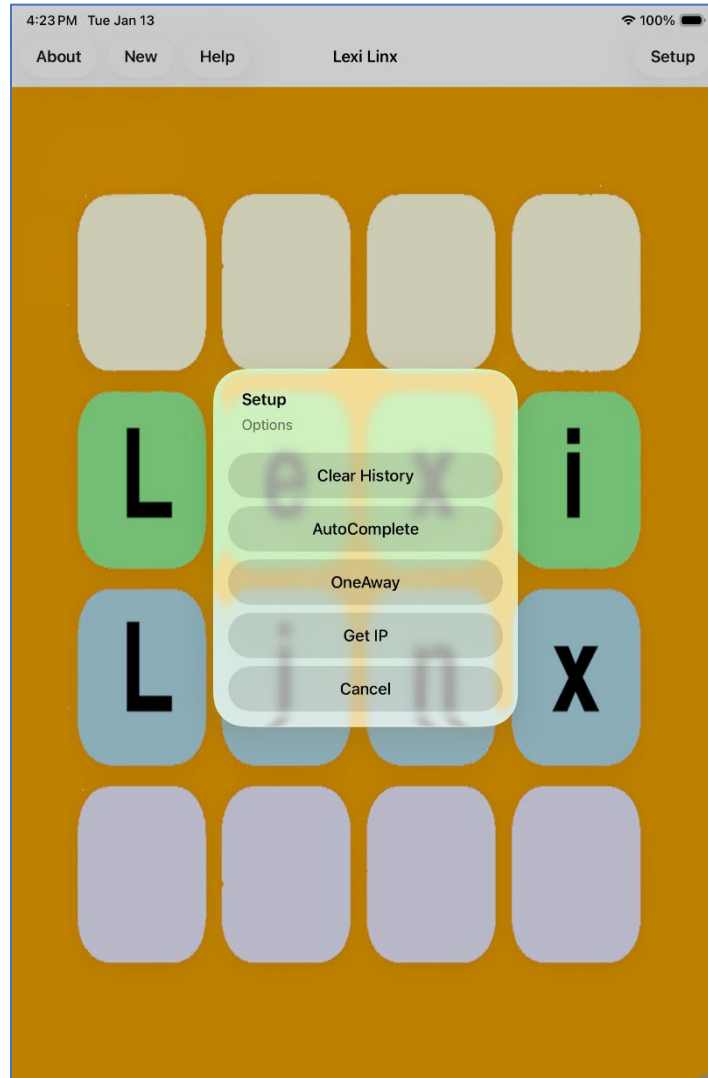
- HELP

- Help - abbreviated help discussion
- User Guide - a comprehensive, full color, pdf file with granular detail and screenshots of the game (this document). Can be viewed in-game or printed out (with appropriate drivers installed).
- Share – lets users send a link to the Google Play Store or Apple App Store for easy download of the LexiLinx app



- SETUP

-- Clear History - clears the History file. In effect, the entire LexiLinX database of 'retired (used)' puzzles is restored.



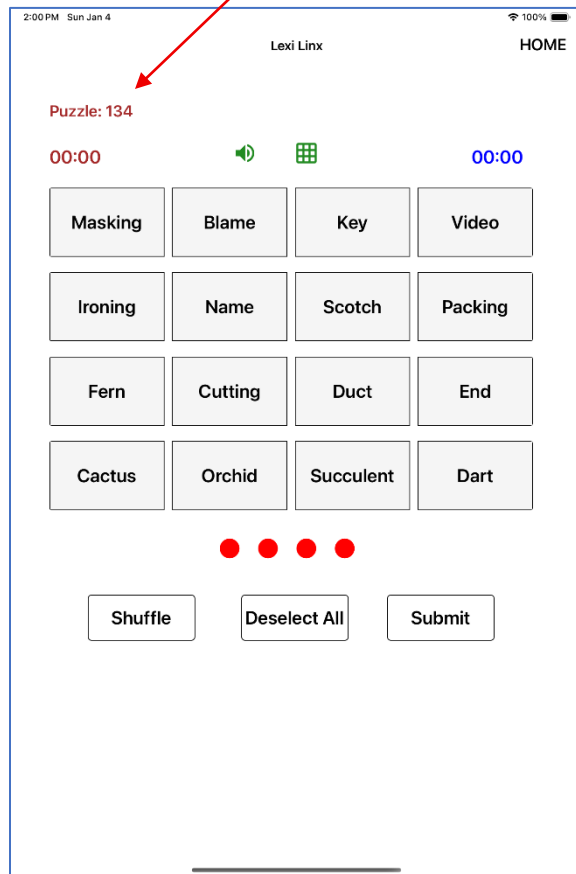
-- AutoComplete - Closes out puzzle when the third category is guessed and only 4 clues remain. Can be enabled or disabled (default)

-- OneAway: Hint feature that posts a "ONE AWAY.." notice if you guessed 3 of the 4 clue words. Can be enabled (default) or disabled

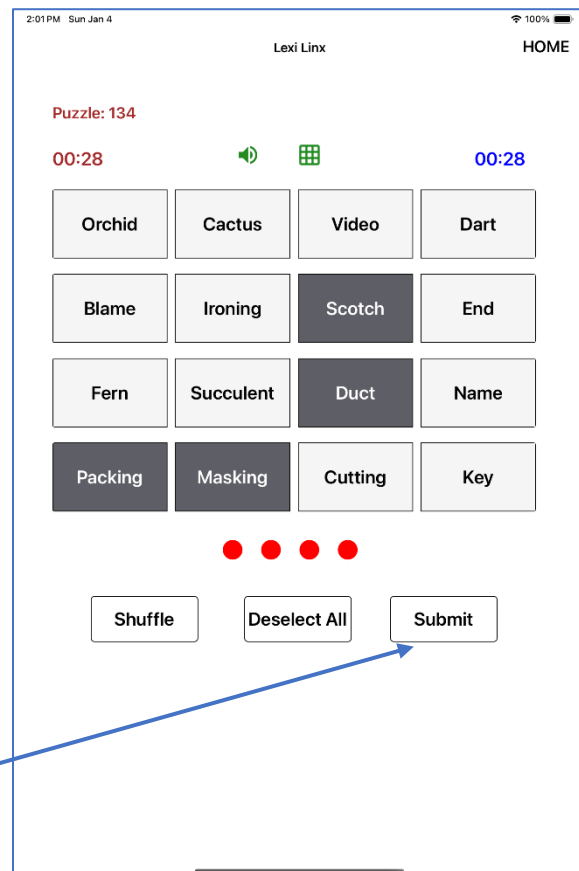
-- Get IP address – displays user's IP address. Useful when trouble shooting WiFi issues.

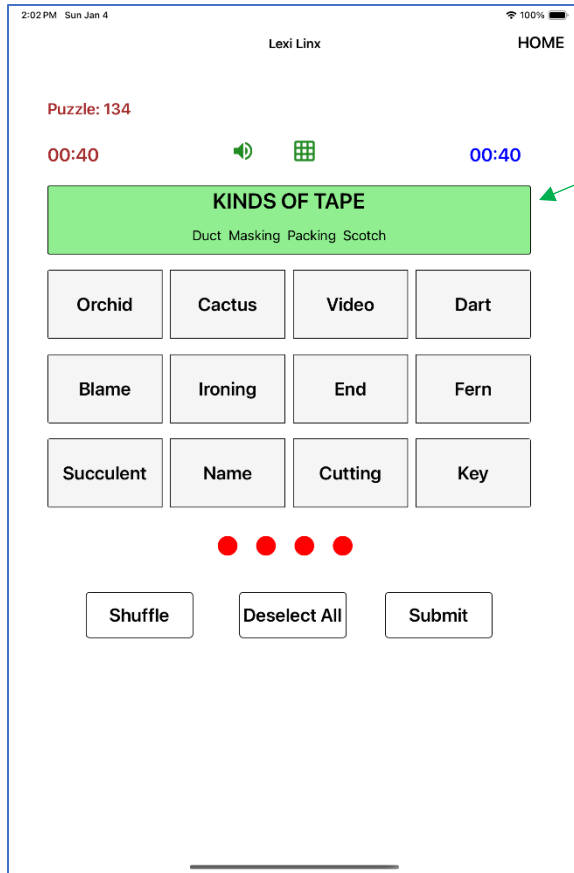
GAME MODE: SOLO

Recall the discussion earlier (see LexiLinx RULES). The LexiLinx catalog (puzzle) number is **[134]**:



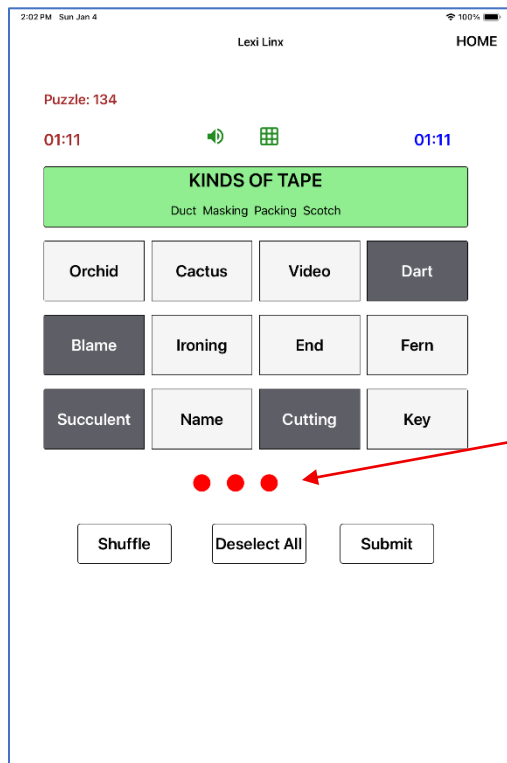
After some study, the user thinks they see a common theme, namely, kinds of tape. After selecting the four boxes shown, the **SUBMIT** button is pressed.





The resulting display shows a correct guess by replacing the boxes selected with a Category Band.

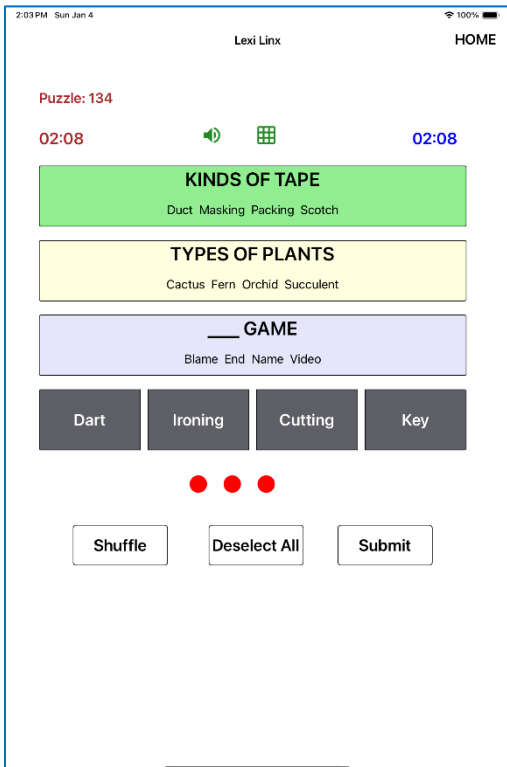
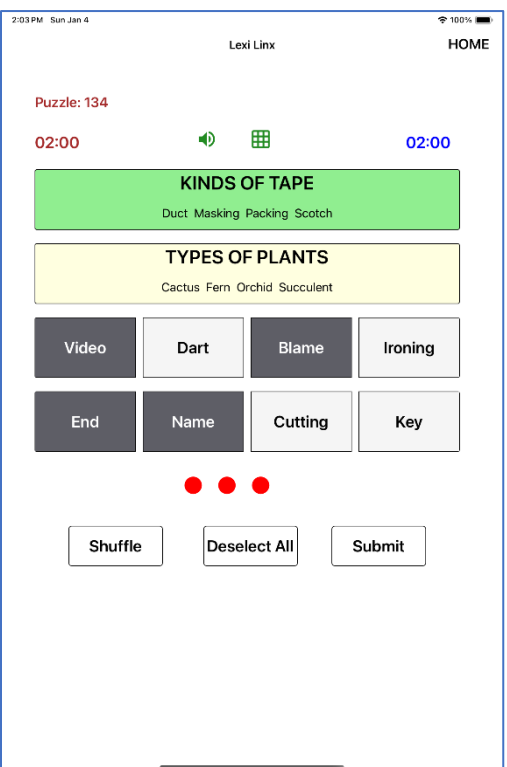
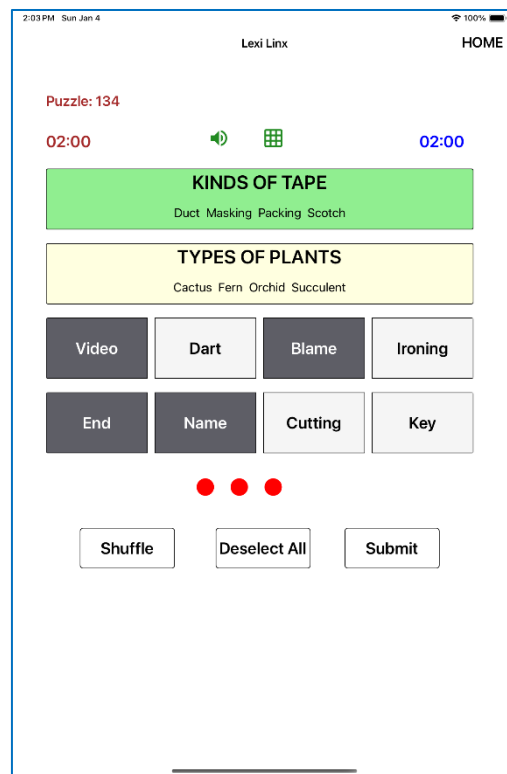
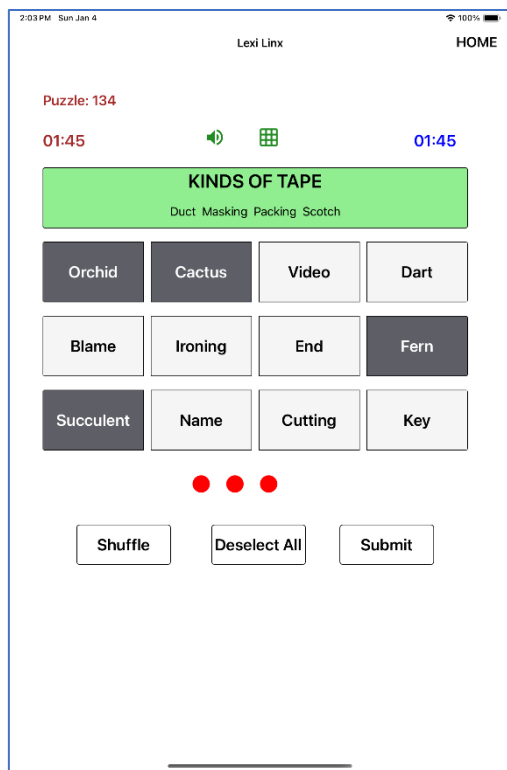
The next guess is **incorrect**. The boxes share no thematic connection:

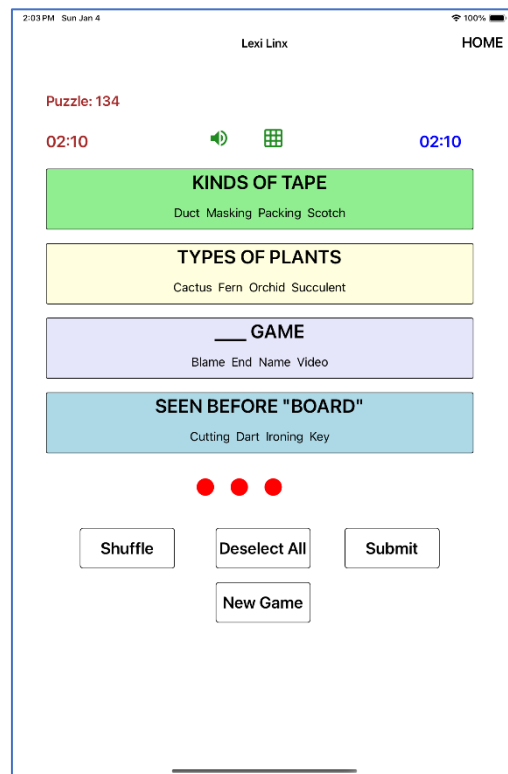
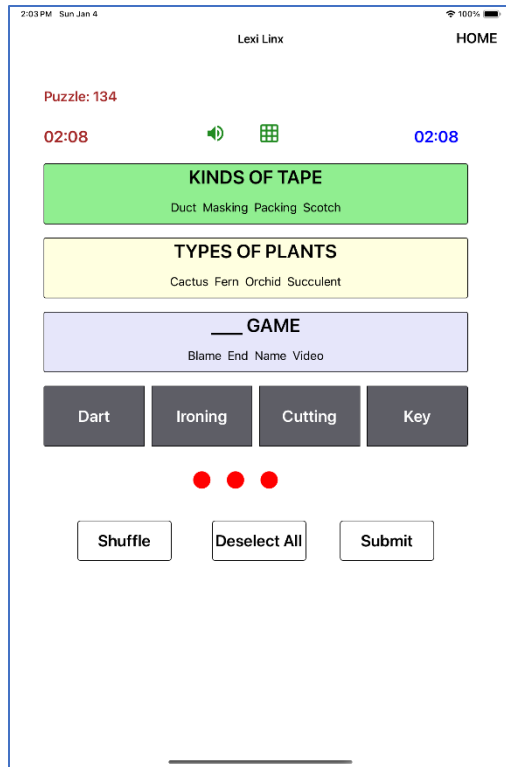


As a result, one of the MISTAKE LEDs is removed from the board. Only three more mistakes can be made.

Pressing Deselect All will clear the boxes.

The following screenshots show the conclusion of this puzzle:





The game concludes with the offer of a new game.

NOTES:

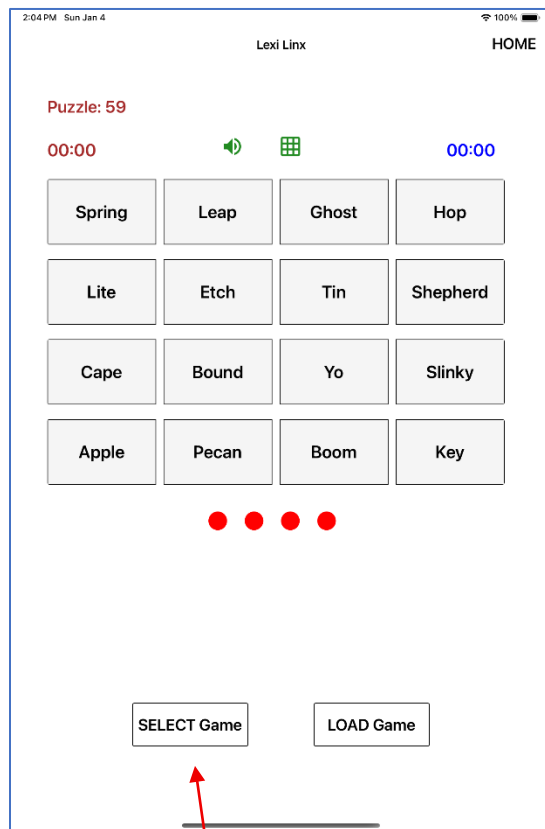
At times, it's easier to solve the puzzle by rearranging the words. The SHUFFLE button does just that, randomly redistributing them.

If a box is selected, then decided to deselect it, just press the box again. To deselect ALL the boxes simultaneously, use the DESELECT ALL button.

GAME MODE: MATCH PLAY

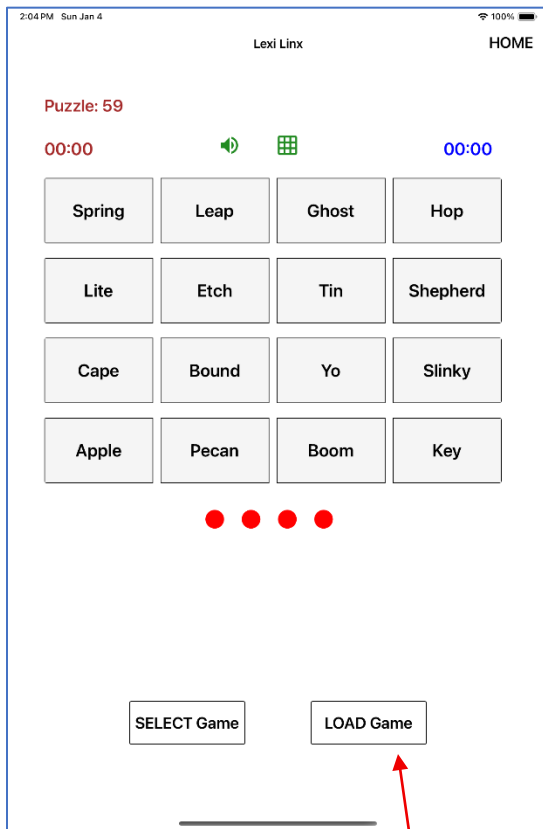
Match Play is normally played with two players, although it is possible to have many players, as long as each player has LexiLinx loaded and "Match Play" Mode selected. This is primarily focused on a two-player session.

Either player can start the game by pressing the SELECT button.



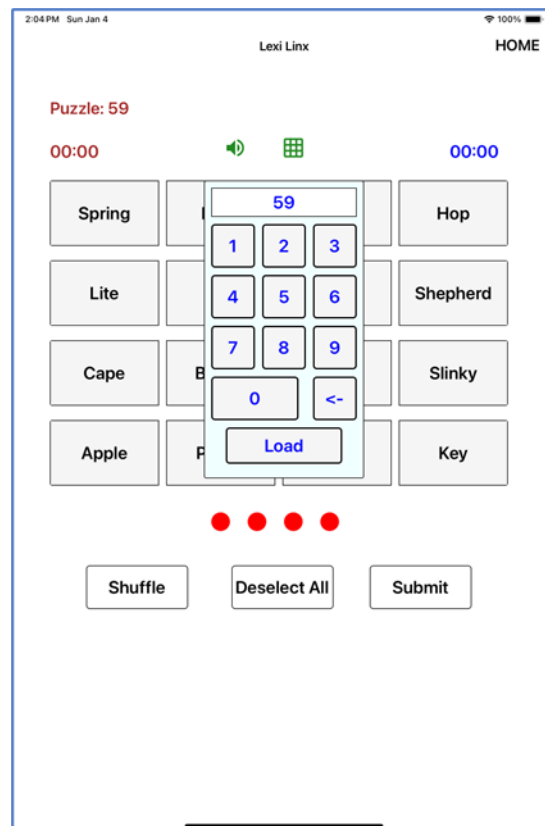
This brings up this screen, instructing the player to announce the game number to be played:

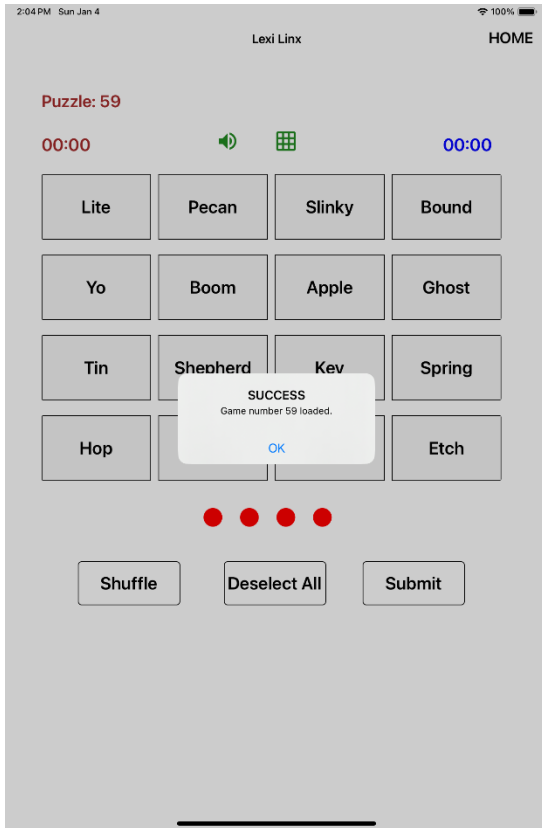




The other player(s) LOAD the game designated by pressing their LOAD button(s):

Here, the match partner(s) have pressed LOAD and entered the designated puzzle number in the keypad





An information box appears to confirm the correct puzzle number was loaded.

Play now proceeds just as the SOLO mode does.