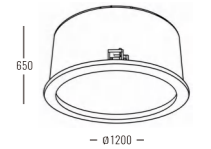




9020

Downlight Recessed. Ambience/UGR

SKYseries



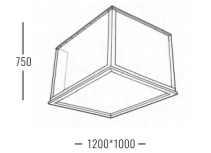

General	
Code	9020SDK.B.P
Power	160W
System Lumen	3000Lm
Voltage	100-240V
CRI	93Ra
CCT	2500K-6500K
Projection Distance	>30M
Installation	Recessed
Temperature	-20°C~40°C
Humidity	<80%RH

Size	
Dimension	ø1200*H650mm
Cutout	ø1185mm
Sky Size	ø1100mm

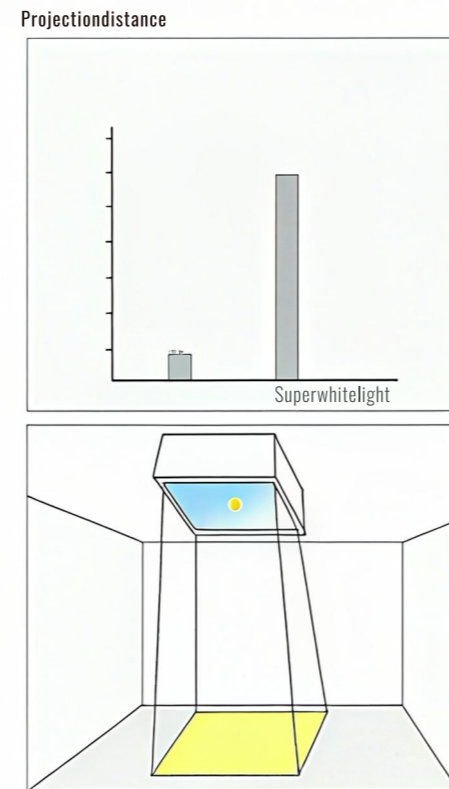
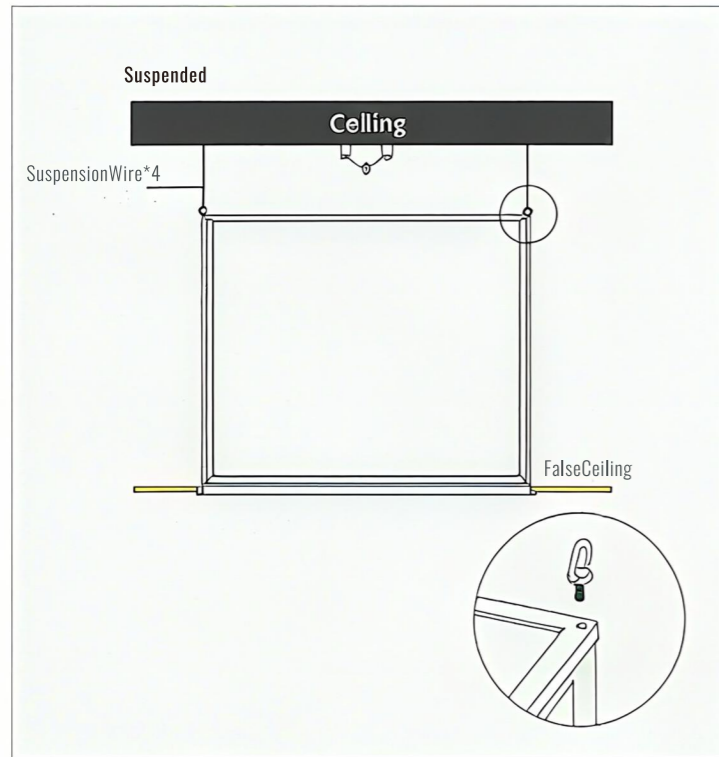
Beam Angle: B(1-180°)

Power Supply: P(1-On/Off 2-DALI Dim 3-Zigbee Smart)

9025  
Downlight Recessed. Ambience/UGR  
SKYseries



Sun Model Series




General	
Code	9025SDK.B.P
Power	160W
System Lumen	4200Lm
Voltage	100-240V
CRI	93Ra
CCT	2500K-6500K
Projection Distance	>30M
Installation	Recessed
Temperature	-20°C~40°C
Humidity	<80%RH

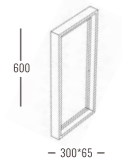
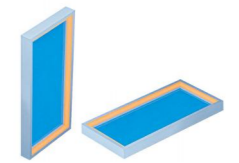
Size	
Dimension	L1200*W1000*H750mm
Cutout	L1180*W960mm
Sky Size	L1140*W840mm

Beam Angle: B(1-180°)


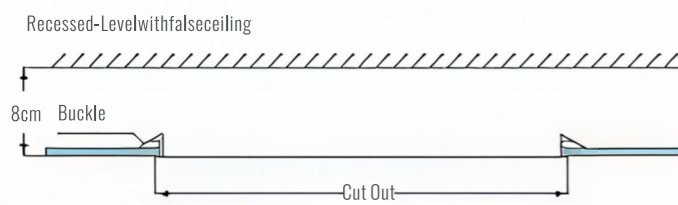
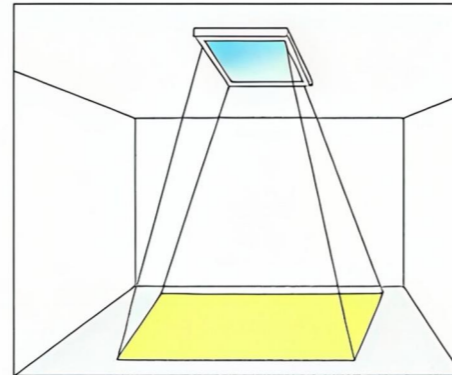
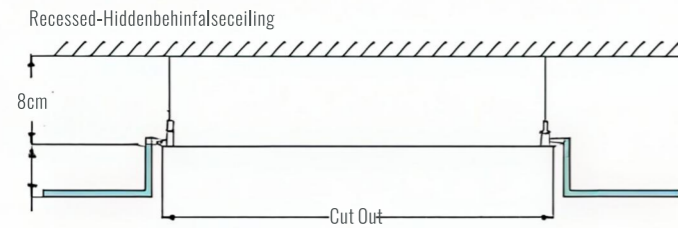
Power Supply: P(1-On/Off 2-DALI Dim 3-Zigbee Smart)



9035  
Downlight Recessed. Ambience/UGR  
SKYseries



Ultra-thin CL Series

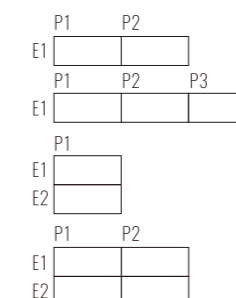
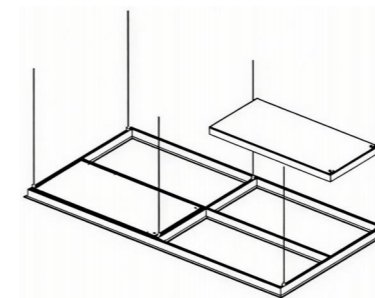


General	
Code	9035SUY.B.P
Power	60W
System Lumen	3400Lm
Voltage	100-240V
CRI	93Ra
CCT	2700K-6500K
Projection Distance	>30M
Installation	Suspended/Recessed/Surface
Temperature	-20°C~40°C
Humidity	<80%RH


Size	
Dimension	L600*W300*H35mm
Cutout	Combination with keel
Sky Size	L570*W270*H35mm

Beam Angle: B(1-180°)

Power Supply: P(1-On/Off 2-DALI Dim 3-Zigbee Smart)


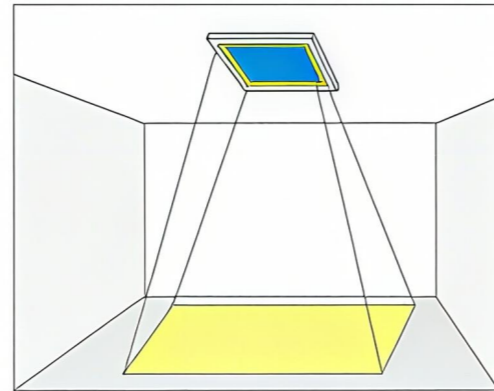



	P1	P2	P3	P4	P5
E1					
E2					
E3					
E4					
E5					
E6					
E7					
E8					



9040  
Downlight Recessed. Ambience/UGR  
SKYseries

Wall Mounted (left)  
Hidden Mounted (right)



General	
Code	9040SUY.B.P
Power	200W
System Lumen	1200Lm
Voltage	100-240V
CRI	90Ra
CCT	2500K-8000K
Installation	Wall Mount/Surface
Temperature	-20°C~40°C
Humidity	<80%RH

Size	
Dimension	L1200*W600*H65
Cutout	Combination with keel
Sky Size	4*(L600*W300)

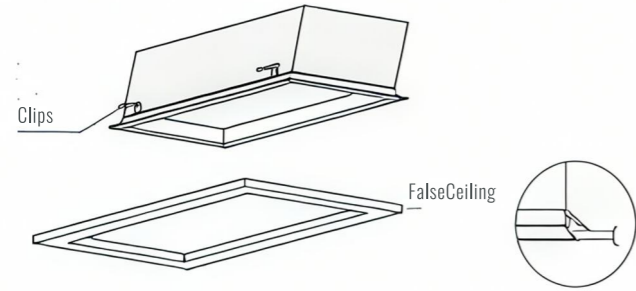
Beam Angle: B(1-180°)

Power Supply: P(1-On/Off 2-DALI Dim 3-Zigbee Smart)

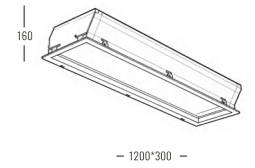
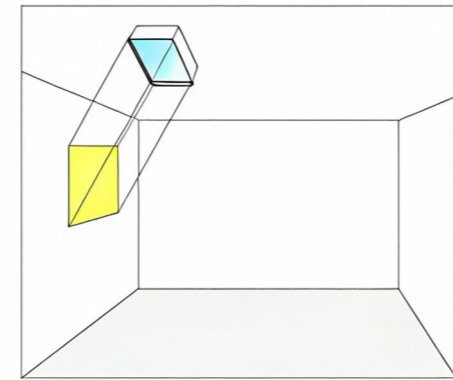
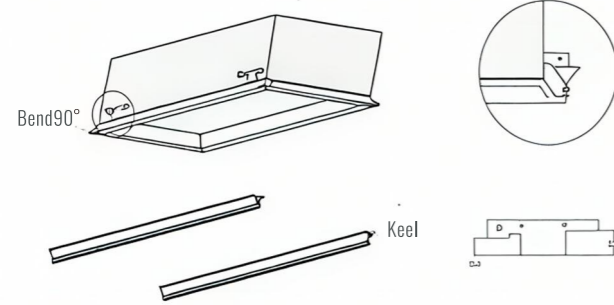


9050  
Downlight Recessed. Ambience/UGR  
SKYseries

Recessed



Integrated Ceiling




General	
Code	9050HYP.B.P
Power	120W
System Lumen	2200Lm
Voltage	100-240V
CRI	93Ra
CCT	2500K-9000K
Installation	Recessed/Surface
Temperature	-20°C~40°C
Humidity	<80%RH

Size	
Dimension	L1200*W300*H160mm
Cutout	L1185*W285mm
Sky Size	L1144*W244mm

Beam Angle: B(1-180°)


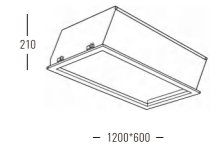

Power Supply: P(1-On/Off 2-DALI Dim 3-Zigbee Smart)



9060

Downlight Recessed. Ambience/UGR

SKY series



General	
Code	9060HYP.B.P
Power	160W
System Lumen	8300Lm
Voltage	100-240V
CRI	93Ra
CCT	2500K-9000K
Installation	Recessed
Temperature	-20 °C-40°C
Humidity	<80%RH

Size	
Dimension	L1200*W600*H210mm
Cutout	L1185*W585mm
Sky Size	L1144*W544mm

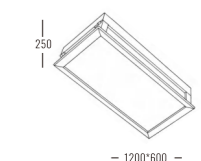

Beam Angle: B(1-180°)

Power Supply: P(1-On/Off 2-DALI Dim 3-Zigbee Smart)

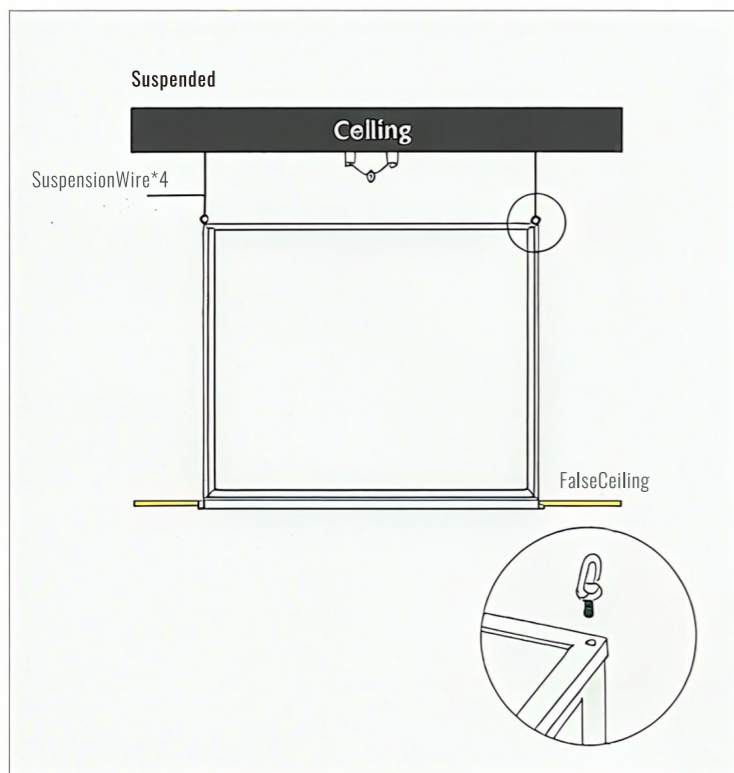
9065

Downlight Recessed. Ambience/UGR

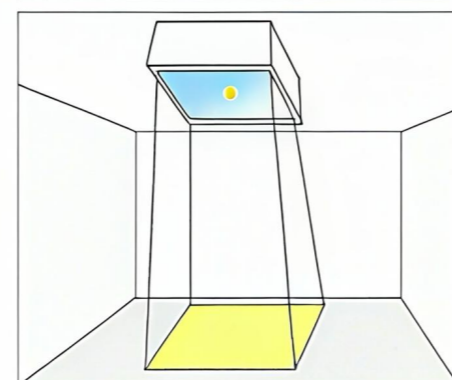
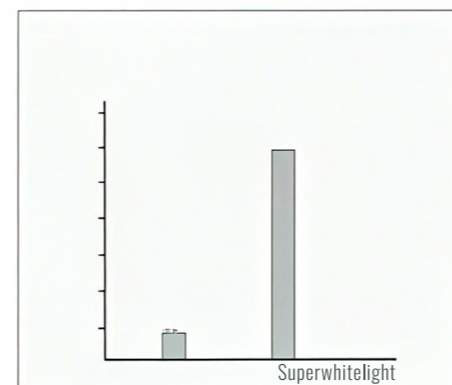
SKY series



Sun Model Series



Projectiondistance



General	
Code	9065GYT.B.P
Power	320W
System Lumen	7850Lm
Voltage	90-265V,50/60Hz
CRI	>95Ra
CCT	7500K
Projection Distance	>30M
Installation	Wall Mounted
Temperature	-20°C~40°C
Humidity	<80%RH

Size	
Dimension	L1200*W600*H250mm
Sky Size	L1050*W509mm

Beam Angle: B(1-180°)

Power Supply: P(1-On/Off)

