



Poseable Skeleton Army



soozafone

[VIEW IN BROWSER](#)

updated 19. 1. 2025 | published 19. 1. 2025

Summary

NYEH HEH HEHH!

[Toys & Games](#) > [Action Figures & Statues](#)

Tags: [articulated](#) [poseable](#) [skeleton](#) [actionfigure](#) [posable](#)

Build your skeletal army! This model features a highly poseable skeleton figure as well as an imposing suite of weapons.

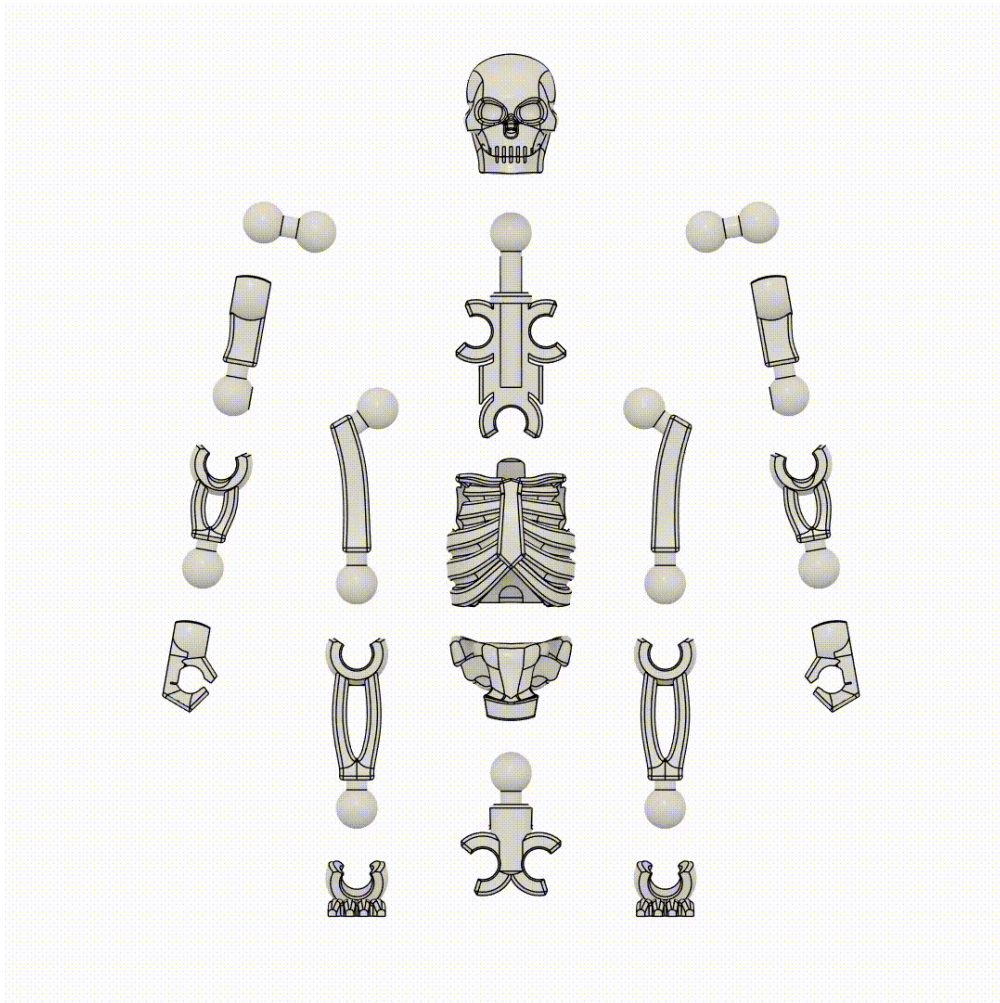
Printing and assembly

For best results, print the skeleton parts in ASA. PETG is all right too. PLA for the skeleton will go floppy rather quickly, but it is okay for the accessories.

The skeleton parts are provided as individual files as well as one combined 3MF. If printing individual files, you will need to print two of any file ending in “_2x”.

All part files are correctly oriented on the build plate and do not require supports. A brim may help with bed adhesion.

Once printed, assemble the parts as per this poorly compressed GIF:



No glue or hardware is required.

The completed figure is just over 10cm (4") tall when printed at 100% scale.

Accessories

The accessories include a sword, shield, spear, trumpet, and a bow in both drawn and slack states. Each of these can slide into the figure's hands.

The bow can be tricky to slide into the hand but it is possible to do so without bending any of the parts.

The shield has a separately printed handle. I recommend putting this into the hand first and then adding the shield to it.

I am aware that the trumpet has no valves and is therefore technically a bugle.

The hands are the same size as those of Dummy 13 and the other 13 Series figures, so any accessories created for those figures should also be compatible.

LICENSE

tl;dr for sellers:

1. **Yes, you can sell prints of this model.**
2. **You do not have to buy a license or join my club.**
3. **YOU MUST GIVE PROPER ATTRIBUTION.**

This model is made available under a [Creative Commons Attribution 4.0](#) license.

Under the CC BY 4.0 license, you are free to **share and adapt** this work, including for **commercial purposes** (such as selling prints), provided that you give proper **attribution**.

Following Creative Commons guidelines, proper attribution includes **Title, Author, Source,** and **License**.

- Title: The correct name of the design (Poseable Skeleton Army)
- Author: Gabriel Rosiak (and/or) soozafone (and/or) Lucky 13 Toys
- Source: A link to this download page and/or to lucky13toys.com
- License: A notice that the work is licensed under CC BY 4.0

Example:

Poseable Skeleton Army © 2024 by [Gabriel Rosiak](#) is licensed under [CC BY 4.0](#)

An additional note to sellers: This license does not automatically allow you to sell other people's remixes of this model! You must obtain permission from the remix creator and follow their license terms.

If you enjoyed this model, please consider supporting me with a one-time donation.

[Donate through PayPal](#) [Donate through Stripe](#) [Buy Me a Coffee](#)

Model files



individual parts

14 files



femur_left.stl



femur_right.stl



foot_2x.stl



hand_left.stl



hand_right.stl



humerus_2x.stl



pelvis_inner.stl



pelvis_outer.stl



ribs_inner.stl



ribs_outer.stl



shoulder_2x.stl



skull.stl



tibia_2x.stl



ulna_2x.stl



accessories


7 files



bow_drawn.stl






bow.stl



shield_handle.stl



shield.stl

	spear.stl
	sword.stl
	trumpet.stl



License

This work is licensed under a
[Creative Commons \(4.0 International License\)](https://creativecommons.org/licenses/by/4.0/)



Attribution

- ✗ | Sharing without ATTRIBUTION
- ✓ | Remix Culture allowed
- ✓ | Commercial Use
- ✓ | Free Cultural Works
- ✓ | Meets Open Definition