

Attachments Day 2 Multiplier Training “become a GREEN life trainer”

Day 2: Climate and Climate Change

Attachment 2.1: Video on the greenhouse effect

Videolink: <https://youtu.be/03LIhhIxLjQ?feature=shared>

Attachment 2.2: Keywords to understand the video on greenhouse effect

Light
Heat
Minus 18 degrees
Atmosphere
Oxygen
Carbon dioxide
Plus 15 degrees
Natural greenhouse effect
How are oxygen and carbon dioxide produced?
Combustion
Crude oil
Greenhouse effect caused by humans
Climate change

Attachment 2.3: Ice melting experiment



When the ice melts...

This is how you set up the experiment:






1 Place the two stones in the bowl. They represent flat land and a mountain.



2 Fill the bowl with enough water so that the flat land still peeks out.

Attachments Day 2 Multiplier Training “become a GREEN life trainer”

| | |
|---|--|
|  | <p>3 Mark the waterlevel on the outside of the bowl with the pencil.</p> |
|  | <p>4 Place 2 ice cubes on the land. They must not be in the water! The ice cubes should represent glaciers, i.e. huge icebergs.</p> |
|  | <p>5 Place the small house on the flat land 6 Place the lamp above the cup and switch it on. 7 Take a photo. 8 Set the alarm clock to 7 minutes and watch what happens. 9 Now take another photo.</p> |
| <p>Attachment 2.4: Quartet Cards in national language (see file folder)</p> | |
| <p>Mia, Nio and Nikita-Game instructions</p> | |
| <p>The game is a mixture of quartet and memory.</p> | |
| <p>First, take a quick look at the cards: There are always 4 cards that belong together. During the course of the game, they have to be placed on the matching cards.</p> | |
| <p>Preparation:</p> | |
| <p>Place the 6 trays next to each other on the table. Shuffle all the cards and place them face down on the table.</p> | |
| <p>This is how you play:</p> | |
| <p>As in “Memory”, you must always turn over two cards in turn. If you have two cards that belong together, you can place them on the matching mat and take a red stone. It is your turn again until you turn over two cards that are not matching. Then it's the next person's turn.</p> | |
| <p>End of the game</p> | |
| <p>The game is over when all the cards have been placed on the matching bases. The person with the most red stones wins.</p> | |