

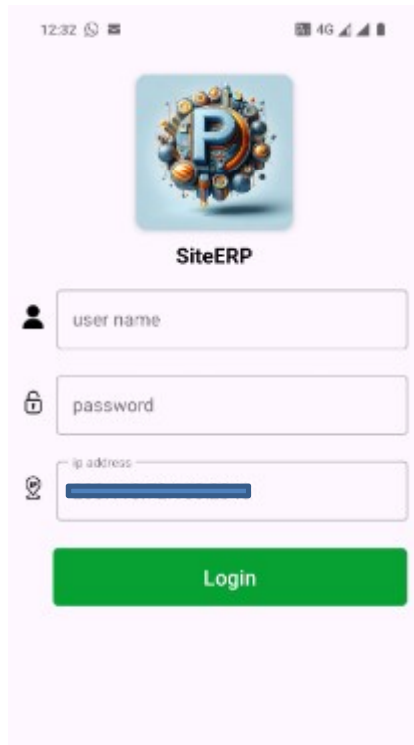
MobileAPP Help

12th August 2024


LOGIN

Apps Selection. With GPS check and OTP check

LOGIN



VALIDATION



APP MENU


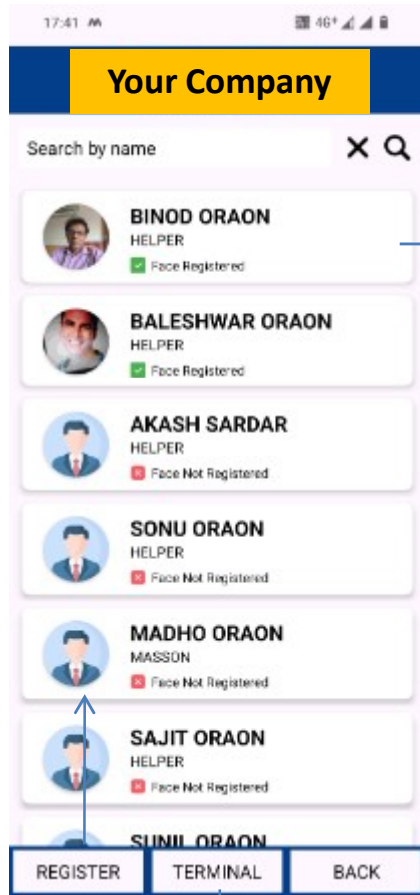




App1: Face Attendance via Face Scan

LOGIN: 644

1. Register Face Once 2. Scan and Match Face




Capture Face



Enter Attendance

This App scans your face and enters your attendance as per user login for that Department or Site



App2: Work attendance via QR Code & Face Scan

LOGIN: 644

List of Work Locations



SCAN 1: Goto Location and scan QR Code




SCAN 2: Scan and Match Face



Select Work Location & Scan

Enter Attendance

This App stores Attendance Work location wise inside Plant or Project



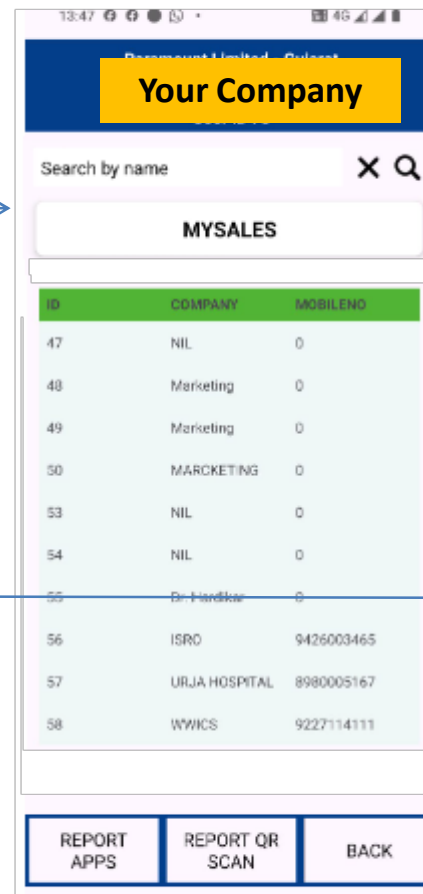
App3: Report Work via QR Code or Selection

LOGIN: PLANNING

1. Select Document




2. Select Record



3. Capture or Upload Pic/File



This App helps you report your work via Capturing Photo of work done or Uploading file



App 4: Do Work via QR Code

QR Code Driving for Document: MR - No: 1075

This App helps you drive your entire ERP process



PROCESS: SCM Procurement/Internal							
#	PROCESS	TASK	RESPONSIBLE	DEPARTMENT	LOCATION	LT_DAYS	LT_HRS
1	MR	ISSUE OF MR-MATERIAL REQUEST BY ENGG	EMPLOYEE837	Computer		1.00	1.00
2	INQUIRY	ISSUE OF RFQ TO APPROVED VENDOR LIST BY PURCHASE	EMPLOYEE533	Computer		1.00	1.00
3	OFFER	OFFER RECEIVED AND ENETERED BY PURCHASE	EMPLOYEE533	Computer		1.00	1.00
4	TR	TECHNICAL REVIEW BY ENGINEERING	EMPLOYEE1102	Process		1.00	1.00
5	TQ	ENGG RAISE AND RESOLVE TECHNICAL QUERIES	EMPLOYEE1102	Process		1.00	1.00
6	SELECTION	RECOMMENDATION OF PREFERRED VENDOR	EMPLOYEE1102	Process		1.00	1.00
7	CR	COMMERCIAL REVIEW BY PURCHASE	EMPLOYEE533	Computer		1.00	1.00
8	FINALIZE	COMMERCIAL NEGOTIATION WITH VENDOR	EMPLOYEE533	Computer		1.00	1.00
9	LOI	ISSUE OF LETTER OF INTENT TO VENDOR	EMPLOYEE533	Computer		1.00	1.00
10	PR	ISSUE OF PR TO PURCHASE W.R.T TOTAL REQUIREMENT	EMPLOYEE1102	Process		1.00	1.00

1. Scan QR Code



2. Open Record to work with



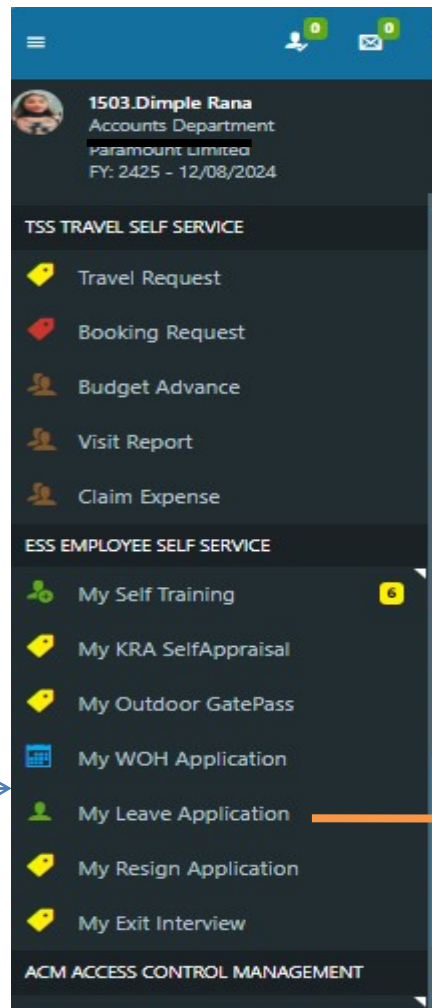
This App helps you to go directly to work todo without learning ERP/App

This App helps you run your entire ERP via Document Entry, Kanban Status Change or Chat etc



App 5: Employee Self Service

1. Select from Menu 2. Fill form or see status of entry



Leave Management

Apply for Leave

From Date:


To Date:

Apply::

Purpose:

Contact no during leave:

Approve by:: Project Manager James



App 6: Employee Help



1. Select Support

Service and Support Management

LOGIN MOBILE NO: 9925789204 CUSTOMER N

HelpDesk Request

Ticket/Issues Summary		
Raised	Solved	Pending
10	2	8

HelpDesk: ERP Support
Service: Requirement Study
Issue Type: Task/Work
Project: Sales Team Development
System: Accounting System

Product History

Products Under Warranty

2. Select Self Learning Help

Training - ToDo(10) / Completed(0)

Training References(12)

CRM MTO Std Mfg

10 min read

0%

- Order
- Planning
- Fulfillment
- Picking
- Packing
- Dispatch**
- Shipment
- Delivery
- Collections
- Reconciliations

Dispatch

DS-Delivery Slip, eWay Bill, Invoice, GatePass

Topics:

- 1.Enter Transport Order
- 2.Print Sales Invoice
- 3.Print e-Way Bill
- 4.Print GatePass & Handover goods
- 5.Mark as Ready to Ship for Transporter Pickup
- 6.Mark as Ready to Ship for Courier Drop off