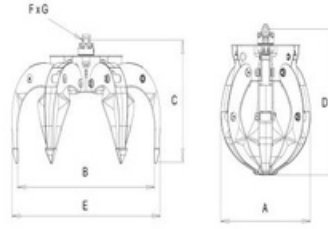


HALBUSAKI ATTACHMENTS-HALBUSAKI GROUP HURDA

MİKRO TİP GENEL AMAÇ HURDA KAPMALAR

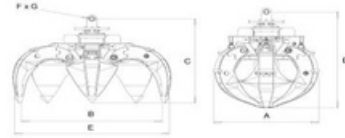
KAPMA MODELLERİ

MODEL	Diş Sayısı	Çap I 100	Ağırlık/Kg	Maks Yük	Max Bar	A mm	B mm	C mm	D mm	E mm	Ø FxG mm
HB1	4	100	125	1000	220	750	1070	580	750	1200	25x30
HB2	5	120	140	1500	220	750	1070	580	750	1200	25x30
HB3	4	180	220	1500	220	850	1170	690	850	1350	30x60
HB4	4	220	250	1500	220	920	1400	760	990	1570	30x60
HB5	5	220	280	2000	220	970	1450	780	990	1600	30x60
HB6	5	250	330	2500	220	1000	1430	750	920	1620	32x80
HB7	6	270	400	3000	220	1020	1500	750	920	1650	32x80
HB8	4	300	380	2500	220	1110	1600	850	1010	1750	32x80
HB9	4	300	380	2500	220	1160	1600	850	1010	1750	32x80
HB10	5	320	430	3000	220	1160	1720	950	1010	1870	32x80
HB11	6	400	470	3000	220	1250	1860	870	1050	2010	35x80
HB12	5	400	540	3000	220	1250	1860	870	1050	2010	35x80
HB13	6	400	590	3000	300	1250	1860	870	1050	2010	50x100
HB14	5	400	600	3000	300	1250	1860	870	1050	2010	50x100
	6		650	3000							



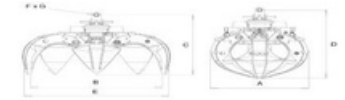
MİKRO TİP AĞIR HİZMET HURDA KAPMALAR

MODEL	Diş	Çap.l.	Ağırlık/Kg	Maks Yü k	MaxBar	A mm	B mm	C mm	D mm	E mm	Ø FxGmm
HB15	4	400	700	4000	300	1250	1750	1200	1400	1900	50x100
HB16	5	400	800	4000	300	1250	1750	1200	1400	1900	50x100
HB17	6	460	850	3000	300	1250	1750	1200	1400	1900	50x100
HB18	4	600	950	3000		1380	1920	1200	1420	2080	50x100
HB19	5	600				1380	1920	1200	1420	2080	50x100
HB20	6	600				1380	1920	1200	1420	2080	50x100



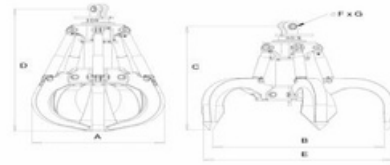
TONAJLI EKSKAVATÖRLER İÇİN GENEL AMAÇ HURDA KAPMALAR

MODEL	Diş	Çap.l.	Ağırlık Kg	Maks Yük	MaxBar	Birmm	Bmm	Cmm	Dmm	E mm	Ø FxGmm
HB21	5	150	230	1500	220	830	1300	770	940	1420	30x60
HB22	6	250	330	2500	220	1000	1500	940	1150	1560	32x60
HB23	6	360	550	3000	220	1420	1530	1030	1200	1710	32x60



TONAJLI EKSKAVATÖRLER İÇİN AĞIR HİZMET HURDA KAPMALAR

MODEL	Ekskava tör T onaj	Diş	Çap.l.	Ağırlık Kg	Maks Yük	MaxBar	A mm	B mm	C mm	D mm	E mm	Ø FxGmm
HB24	18-23	4	500	1020	4500	350	1460	2000	1820	2120	2180	50x100
HB25	18-23	5	500	1200	6000	350	1460	2000	1820	2120	2180	50x100
HB26	18-23	6	500	1350	6000	350	1460	2000	1820	2120	2180	50x100
HB27	18-23	4	600	1160	4500	350	1540	2120	1850	2180	2320	50x100
HB28	18-23	5	600	1360	6000	350	1540	2120	1850	2180	2320	50x100
HB29	18-23	6	600	1450	6000	350	1540	2120	1850	2180	2320	50x100
HB30	24-40	4	650	1550	6000	350	1465	2060	1850	2190	2220	70x150
HB31	24-40	5	650	1700	8000	350	1465	2060	1850	2190	2220	70x150
HB32	24-40	6	650	1900	8000	350	1465	2060	1850	2190	2220	70x150
HB33	24-40	4	800	1500	6000	350	1585	2220	1875	2230	2420	70x150
HB4	24-40	5	800	1750	8000	350	1585	2220	1875	2230	2420	70x150
HB35	24-40	6	800	1970	8000	350	1585	2220	1875	2230	2420	70x150
HB36	24-40	4	1000	1750	6000	350	1700	2355	1890	2300	2600	70x150
HB37	24-40	5	1000	2000	8000	350	1700	2355	1890	2300	2600	70x150
HB38	24-40	6	1000	2170	8000	350	1700	2355	1890	2300	2600	70x150



TAŞ-KAYA YÜKLEMEK İÇİN AĞIR HİZMET TİP KAPMALAR

MODEL	Dişler.	Ağırlık g	Maks Yük	MaxBar	A mm	B mm	C mm	D mm	E mm	Ø FxGmm
HB39	3	450	2500	220	1340	1680	1180	1370	2000	32x80
HB40	4	650	3000	300	1300	2050	950	1160	2150	50x100
HB41	5	1700	3000	350	1650	2360	1900	2950	2700	70x150

