



Rise Together Fx

Getting Started with Vantage Markets

Rise Together Fx Copier

Step-by-Step Setup Guide

Vantage Markets Account signup link below

<https://www.vantagemarkets.com/open-live-account/?affid=NzM2MTM3Mw==>

Support

For any assistance, contact us at: support@risetogetherfx.com
Or scan the Telegram QR code to reach us directly.

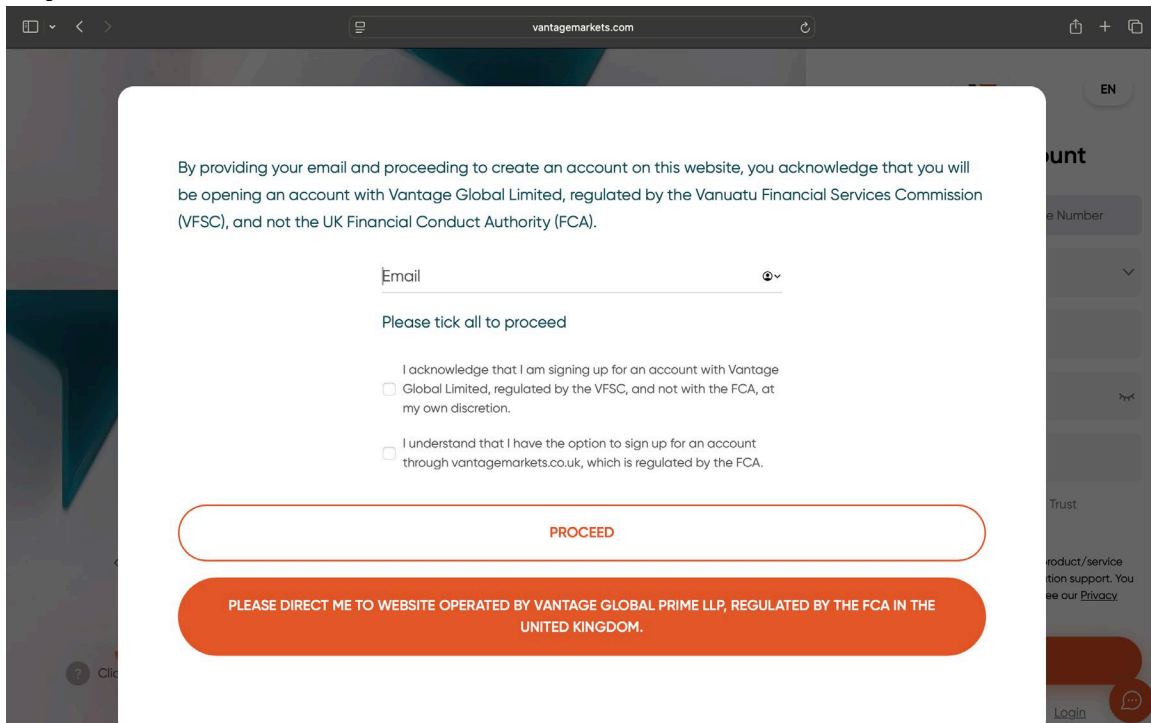


Disclaimer

This guide is provided for educational purposes only and does not constitute financial advice. Trading involves risk, and past results do not guarantee future performance. Please trade responsibly.

Below are the steps with screenshots:

Step 1:

A screenshot of a web browser showing the account creation page for Vantage Markets. The browser's address bar displays 'vantagemarkets.com'. The page features a white modal form with a dark background. At the top of the form, a disclaimer states: 'By providing your email and proceeding to create an account on this website, you acknowledge that you will be opening an account with Vantage Global Limited, regulated by the Vanuatu Financial Services Commission (VFSC), and not the UK Financial Conduct Authority (FCA).' Below this is an email input field with a placeholder 'Email' and a dropdown arrow. Underneath the field, the text 'Please tick all to proceed' is displayed. There are two checkboxes with accompanying text: the first checkbox is for 'I acknowledge that I am signing up for an account with Vantage Global Limited, regulated by the VFSC, and not with the FCA, at my own discretion.'; the second checkbox is for 'I understand that I have the option to sign up for an account through vantagemarkets.co.uk, which is regulated by the FCA.' Below the checkboxes is a white button with a red border labeled 'PROCEED'. At the bottom of the form is a large orange button with white text that reads: 'PLEASE DIRECT ME TO WEBSITE OPERATED BY VANTAGE GLOBAL PRIME LLP, REGULATED BY THE FCA IN THE UNITED KINGDOM.' The right side of the browser window shows a partial view of the website's sidebar with links like 'EN', 'Account', 'e Number', 'Trust', 'product/service', 'tion support. You', 'ee our Privacy', 'Login', and a chat icon.

Instruction: After entering email address and tick boxes click proceed

Step 2:

The screenshot shows the 'Open Live Account' form on the Vantage Markets website. The form is titled 'Open Live Account' and includes a 'Practice Trading' link and a 'Login' link. The form fields are: 'Email Address' (selected), 'Phone Number', 'Country' (dropdown), 'Email' (required), 'Password' (required), 'Referred By', and account type selection (Individual, Company, Trust). There are also checkboxes for 'I am not a US resident' and 'I agree to Vantage using my data for product/service information, offers, events, and application support. You can unsubscribe anytime. For details, see our Privacy Policy.' A 'CREATE ACCOUNT' button is at the bottom right. On the left, there are three promotional cards: 'Enjoy \$0 commissions when you trade US shares', 'Copy the trades of experts with our copy trading feature', and 'Unlock exclusive benefits from our Loyalty Programme'. Below these cards is a section titled 'OPEN A LIVE TRADING ACCOUNT IN 5 MINUTES' with a 'Click Here To See FAQ' link.

Instruction: select your country add email create a secure password select individual and in the referred by box you need to put in our Referral Invitation Code which is SiRnM52d

Step 3:

The screenshot shows the 'Personal Details Verification' page on the Vantage Markets website. The page is titled 'Personal Details Verification' and includes a 'Verify Your Email Address' section. The 'Verify Your Email Address' section shows the email address 'a***v@icloud.com' and a 'Send OTP' button. Below this, there is a 'Did not receive the OTP?' section with instructions: '1. Double-check your email address', '2. Check your spam or junk folder', and '3. Wait a few minutes'. A 'Submit' button is at the bottom right. On the left, there is a 'Total assets estimate' section showing '0.00 USD' and a 'Markets' section with a table of market data.

Symbol	Bid	Change
EURUSD	1.167	+0.002
EURAUD	1.800	+0.004

Instruction: Confirm your email by clicking the verification link sent to your inbox. This ensures your account is valid.

Step 4:

secure.vantagemarkets.com

Personal Details Verification

Link Your Phone Number

The phone number you verified with will become your login phone number.

Login Phone Number*

+44 Phone Number

Send OTP

Total assets estimate

0.00 USD

Deposit Withdrawal Transfer History

Markets

Forex Crypto Shares Indices Metals Energy Etf's

Symbol	Bid	Change
EURUSD	1.167	+0.002
EURAUD	1.800	+0.004

Instruction: add your phone number and confirm with OTP code

Step 5:

secure.vantagemarkets.com

Personal Details Verification

Verify Your Phone Number

Please complete verification

click in turn

Submit

Total assets estimate

0.00 USD

Deposit Withdrawal Transfer

Markets

Forex Crypto Shares Indices Metals Energy Etf's

Symbol	Bid	Change
EURUSD	1.167	+0.002
EURAUD	1.800	+0.004

Instruction: complete puzzle to prove you are human

Step 6:

Personal Details Verification

Complete your profile and trade live with a \$2,000 credit

Fill In Your Personal Details

First Name*

Last Name*

Gender*

Date Of Birth*

Country of main residency*

Nationality*

Submit

Total assets estimate

0.00 USD

Markets

Symbol	Bid	Change
EURUSD	1.167	+0.002
EURAUD	1.800	+0.004

Instruction: Enter your personal details

Step 7:

Identity Verification

Boost your limit to \$50,000 by verifying your ID

You're Almost All Set To Trade

Setup your trading account to start using all the unlocked features

Features

- Live Trading Account
- Deposit
- Open Live Trading Account
- Open Additional Account
- V-Wallet account
- Deposit
- Convert

Live Trading Account Limit(total)

Deposit \$2,000

Withdrawal \$0

Note: This limit may be adjusted based on regulatory requirements or account activity.

Setup Account

Identity Verification

unlock \$50,000 limit/day

Total assets estimate

0.00 USD

Markets

Symbol	Bid	Change
EURUSD	1.167	+0.002
EURAUD	1.801	+0.004

Instruction: click setup account

Step 8:

secure.vantagemarkets.com

Vantage

Home

Accounts

Funds

Webinar

Promotions

Vantage

Identity Verification

Boost your limit to **\$50,000** by verifying your ID

Total assets estimate

0.00

USD

Deposit

Withdrawal

Transfer

History

Markets

Forex

Crypto

Shares

Indices

Metals

Energy

Etf's

Symbol	Bid	Change
<div><div></div><div>EURUSD</div></div>	1.167	+0.002
<div><div></div><div>EURAUD</div></div>	1.801	+0.006

Setup Trading Account

Account Platform

MetaTrader 5

Equity Amount

0.00

Choose An Account Type

STANDARD

RAW

SWAP-FREE

SWAP-FREE

TRADING VIEW

Choose An Account Currency

GBP

By ticking this box:

Please agree the Terms and Conditions.

1. I acknowledge I have read and understood the [Risk Warning Notice](#) which is provided online as part of this application. I understand that [Key Information Documents](#) are available to me on the Vantage Global Limited ("Vantage") website.

2. I acknowledge that I have read, understood and accept the [Vantage Client Agreement](#) provided online as part of this application.

3. I understand that Vantage will not provide me with any investment advice on transactions entered into

Setup Trading Account

Submit

Instruction: Select standard account then your currency tick box and submit

Step 9:

secure.vantagemarkets.com

+

vantage

Home

Accounts

Funds

Webinar

Promotions

Vantage Rewards

...

Deposit

Accounts

Live Account

Active

Trading Platforms

Open Account

• Active

MTS

16535038

500:1

Standard STP

VantageInternational-Live 10

0.00

GBP

Credits: 0.00

Balance: 0.00

Deposit

Trade

Instruction: click your profile highlighted in yellow then click verification click on identity verification

Step 10:

Identity Verification

🌐 En

Data and Privacy

I confirm that I have read the [Privacy Notice](#) and the [Notification to Processing of Personal Data](#)

☐ I consent to the processing of my personal data

Continue

Powered by  sumsub

Identity Verification

Instruction: complete verification click use mobile to complete verification once complete go back to Residency Address Verification and do the same verification process once complete you should have 3 verified check marks in your verification page

Step 11:

The screenshot shows the Vantage Markets website with the 'Promotions' tab selected. The page features a grid of promotional cards. The first card, '150% + 25% Deposit Bonus', is highlighted with a 'Popular' tag and shows a timeline from 2025/06/08 to 2025/09/30. Other cards include 'Digital Coins Jumpstart', 'Welcome Bonus', 'Free VPS', 'USD 10% Rebate', and 'Copy Trade Growth Shield'. A 'Refer a friend' card is also visible at the bottom.

Instruction: click promotions tab then click 150% + 25% deposit bonus

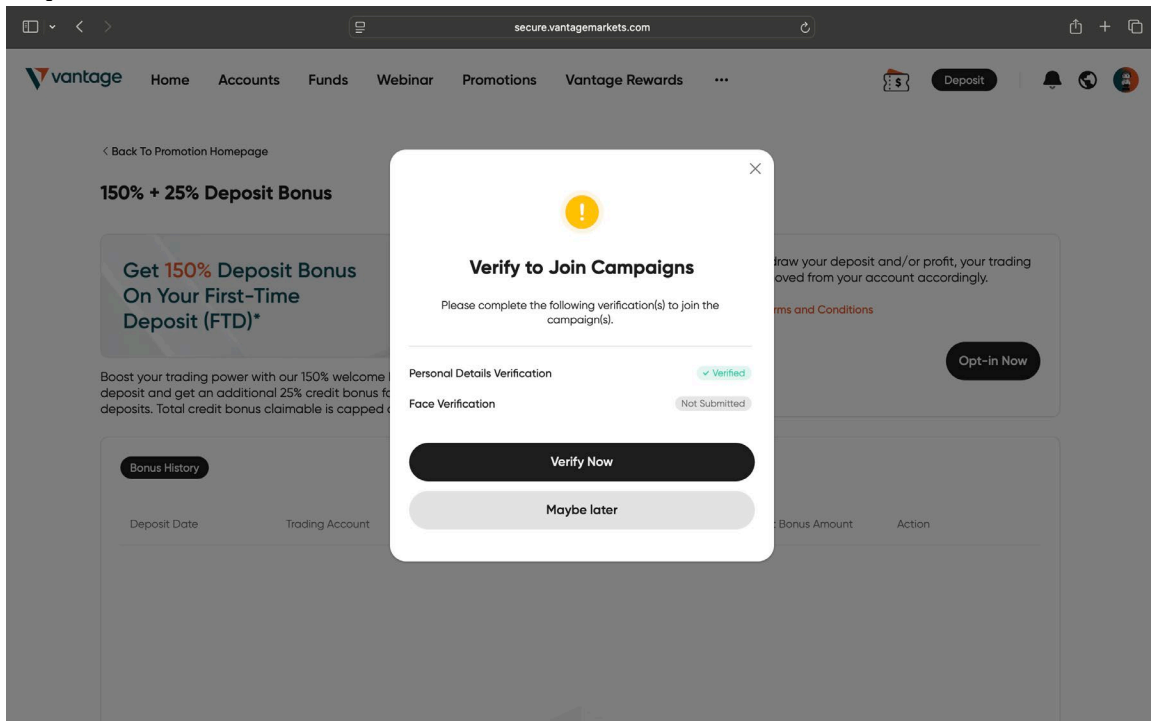
Step 12:

The screenshot shows the '150% + 25% Deposit Bonus' promotion page. It includes a detailed description of the bonus, a checkbox for terms and conditions, and an 'Opt-in Now' button. Below this is a 'Bonus History' table with columns for Deposit Date, Trading Account, Deposit Amount, Bonus (%), Credit Bonus Amount, and Action.

Deposit Date	Trading Account	Deposit Amount	Bonus (%)	Credit Bonus Amount	Action
--------------	-----------------	----------------	-----------	---------------------	--------

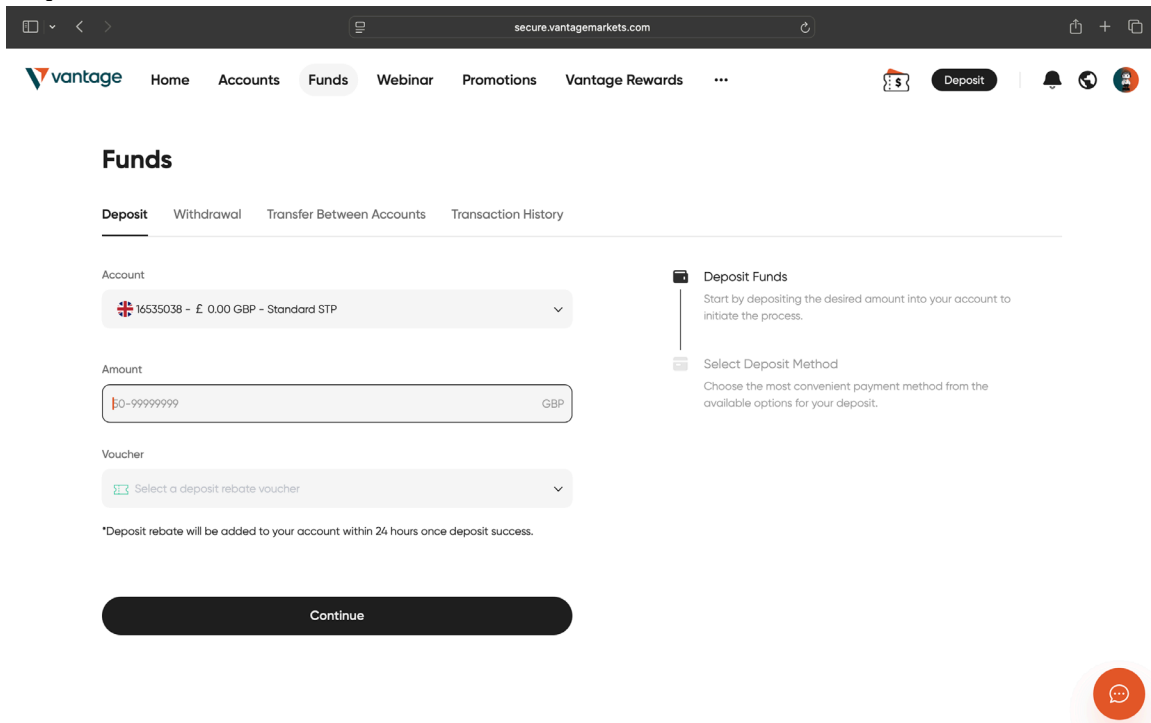
Instruction: click the check box then click opt-in-now

Step 13:



Instruction: verify your face click verify now then click complete on mobile scan qr code

Step 14:



Instruction: make deposit Minimum of £1000 I would recommend at least £3000-£4000 to see better results

Step 15:

secure.vantagemarkets.com

vantage

Home

Accounts

Funds

Webinar

Promotions

Vantage Rewards

...

Deposit

...

Visa

Credit/Debit Card - Recommended

\$0* Fee

24/7

*Important

1. Your credit card name must match with your account name.

2. Please note that the transaction description that appears on your card statement will vary depending on the financial gateway used. If you have any concerns about the transaction's description, please contact support@vantagemarkets.com.

3. You will see on your billing statement- vantagemarkets.com.

4. The charge will appear on your credit card or bank statement as vantagemarketsco.uk. For information with your transaction, please contact our customer service via: support@vantagemarkets.com and [+1\(245\) 769 1640](tel:+12457691640).

5. This transaction is facilitated by Vantage Global Prime LLP, 7 Bell Yard, London WC2A 2JR, UK.

Payment Details

Pay To Account	16535038
Voucher Applied	--
Deposit Amount	3,000.00 GBP
Deposit Rebate	--
Net Deposit Amount	3,000.00 GBP

Pay Now

Deposit Funds

Start by depositing the desired amount into your account to initiate the process.

Select Deposit Method

Choose the most convenient payment method from the available options for your deposit.

...

Instruction: deposit funds using debit card you will Receive your MT5 details from vantage via an email once you have your MT5 details contact our support team Via email support@risetogetherfx.com and we will connect your account to our Automated software